

**Group: Marshal Service Month/Year of Report: June 2018**  
**Executive Director: Shannon Buhl Phone: 918-207-3800**  
**Email: [shannon-buhl@cherokee.org](mailto:shannon-buhl@cherokee.org)**

**1. Budget Highlights-Please Refer to Monthly Financial Report**

**2. Program Highlights for May:**

<b><u>District 1 412 North</u></b> <b><u>Cases 17</u></b> Information Report (12) Warrants (5) Other Agency Assists (4) Warnings (2) Citations (1) Alcohol/Drug Arrests (2) A&B/DV (1) Burglary/Theft/Larceny (4)	<b><u>(District 2 412 South</u></b> <b><u>Cases 19</u></b> Information Report (10) Warrants (4) Other Agency Assists (73) Warnings (18) Citations (8) Alcohol/Drug Arrests (2) A&B /DV (2) Burglary/Theft/Larceny (1) Fraud (2)
--	---

**3. Special Operations:**

- Dive (0)
- SWAT (1)
- Casino Requests (24)
- Task Force (20)

**4. Accomplishments:**

- Cherokee Heights community event
- Will Rogers Downs Police Week Event
- Jon Ketcher, Josh Smith got Certified as ALICE instructors
- NRA conference
- Fundamentals of Grant Management

**5. Security:**

- Security Violations (32)
- Vehicle Assists (19)
- Incident Reports (3)

## 6. Facilities:

Claremore (0)  
Hastings (9) EDO  
Redbird Smith (0)  
Three Rivers (0)  
Cooweescoowee Ocheleta (0)  
Wilma P Mankiller (1)

## 7. Community:

May 2018 Community Events

C.R Investigator **Shawwna Roach**

ALICE/ De-escalation for CN employee's through HR approx 65 attended  
ALICE/ DE-ESCALATION Langley Public Library  
ALICE Jack Brown for the students approx 35 attended  
DHS Tahlequah car seat safety approx 15 attended  
ALICE/De-escalation GA-DU-GI Clinic approx 3 attended  
ALICE Nowata Clinic approx 45 attended  
ALICE Redbird Smith Clinic approx 25 attended  
ALICE/De-escalation CN Home health approx 18 attended  
ALICE Hands on scenarios at Seq HS Girls dorms approx 13 attended

Community Resource Officer **Franky Dreadful water**

Schools:

Cave Springs Spring Semester 5th/6th grade DARE Program Completed...  
(20kids)

Community:

11th Marshals assist Stilwell w/ Strawberry Festival.

15th

CNMS Assist w/ Cherokee Heights Community Meeting, Mrs Taylor( 60+ attended)..

17th Dreadfulwater did brief presentation for the Kenwood Elders @ the Kenwood Community Bldg ,  
regarding reporting and aware of violent people in their community. ( 40)

24th, Dreadfulwater met w/ some residence in the Greasy Community during the evening regarding  
how to report criminal activity in the area.

30th CNMS taught emergency procedures ( A.L.I.C.E. Program)

To the Sequoyah High School dorm Staff.

31st Dreadfulwater did presentation on Gang Activity and Marijuana Awareness Material for the  
Sequoyah Dorm staff

Other Events:

CNMS Extra patrols in high risk areas while schools out for summer.

8. **Patrols:**

District 1	105
District 2	<u>214</u>
Total	319



**June 2018**

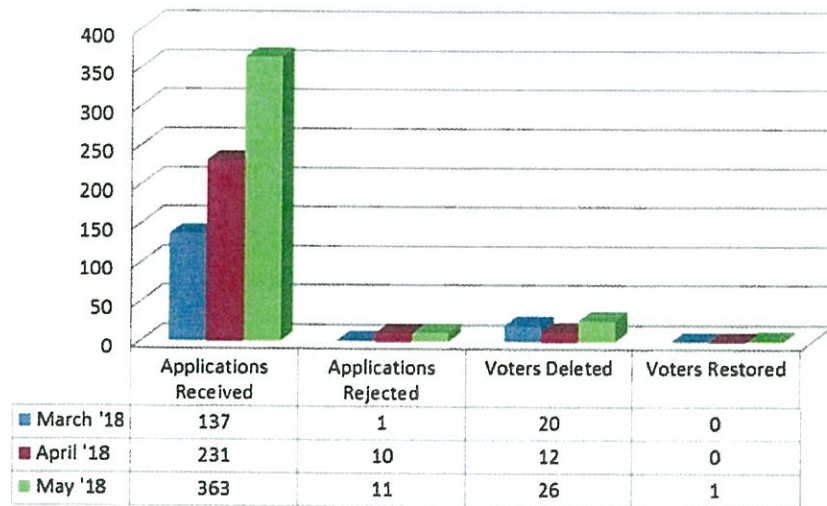
**I. Budget Highlights**

- a.) FY18 budget is on target for the 2018 fiscal year.
- b.) FY19 budget is submitted.

**II. Program Highlights**

- a.) **Voter Processing: 363 Applications; 69,737 Registered Voters as of 06/01/2018**

**Voter Registration Statistics**



**b.) Statistical Report:**

Detailed Data by District and Precinct is Attached

**III. Accomplishments**

**a.) Election Preparation:**

The Election Commission Office is continuing to work and prepare for the 2019 election cycle. We are continuing to looking at the Election Timeline Calendar. We are proceeding month by month examining what takes place in that month of an election year. The big one is here. We are a officially a year out from next year's General Election. The EC staff is diligently preparing for this moment with a number of different policy & document reviews, exercises and trainings to gain knowledge and as much experience as possible before the election season begins.



**b.) Community and Service Meetings:**

As the Election Commission staff attends Community meetings, our primary focus is to provide voter education, answer questions and register citizens to vote.

- May Events
  - Locust Grove High School – 10 registrations
  - Pryor Block Party – 3 registrations
- June Events
  - Braggs – 5 registrations
  - Stilwell Park – 11 registrations
  - Blackgum – June 14<sup>th</sup>
  - Sperry – June 16<sup>th</sup>
  - CCO Conference NSU – June 22nd
  - D-14 & 15 Claremore – June 26th

**c.) Deceased/Relinquished Status:**

The Election Commission has stayed current with monthly Tribal Registration deceased and relinquished citizen listings.

**IV. Future Plans and Initiatives**

- a.) The Election Commission is looking forward to attending Community Meetings in District 5 Blackgum, District 13 in Sperry, the Conference of Community Leaders at NSU and Districts 14-15 at Claremore in June to improve voter registration and education.
- b.) Continue to prepare for the upcoming 2019 Election.
- c.) Continue to actively update and correct voter's addresses in the Election Commission database.
- d.) The Election Commission is always willing to answer any of the Council's questions. If at any time you have a question for our office, please feel free to email me or call the office. My email and our number is listed at the top of this report.

Date Range: 05/01/2018 - 05/31/2018

**Applications Received**

Voter Registration Applications	363
Absentee Applications	0
<b>Total</b>	<b>363</b>

**Registration Applications Rejected**

Insufficient Address	3
No Roll Number	5
Not Signed	2
Under Age	1
<b>Total</b>	<b>11</b>

**Deleted Registrations**

Duplicate	0
Voter Deceased	23
Voter Relinquished	3
<b>Total</b>	<b>26</b>

**Registration Status Changes**

Deleted Restored	1
<b>Total</b>	<b>1</b>

**Chronicle- Voter Registration by District and Precinct**

6/1/2018 8:01 AM

<b>District</b>	<b>Precinct</b>	<b>Voters</b>
District No. 1	Hulbert	1,147
	Okay	299
	Tahlequah (1)	1,508
<b>Total for District</b>		<b>2,954</b>
District No. 2	Briggs	204
	Lowrey	225
	Tahlequah (2)	2,352
<b>Total for District</b>		<b>2,781</b>
District No. 3	Keys	765
	Tahlequah (3)	1,703
<b>Total for District</b>		<b>2,468</b>
District No. 4	Ft. Gibson	1,098
	Muskogee	509
	Warner	722
<b>Total for District</b>		<b>2,329</b>
District No. 5	Gore	296
	Sallisaw (5)	563
	Vian	1,131
	Warner	1
<b>Total for District</b>		<b>1,991</b>
District No. 6	Belfonte	117
	Marble City	174
	Muldrow	1,558
	Sallisaw (6)	1,379
<b>Total for District</b>		<b>3,228</b>
District No. 7	Cave Springs	279
	Chewey	85
	Stilwell (7)	2,576
	Westville (7)	745
<b>Total for District</b>		<b>3,685</b>
District No. 8	Bell	208
	Stilwell (8)	972
	Westville (8)	414
<b>Total for District</b>		<b>1,594</b>
District No. 9	Jay (9)	675

**Chronicle- Voter Registration by District and Precinct**

6/1/2018 8:01 AM

<b>District</b>	<b>Precinct</b>	<b>Voters</b>
District No. 9	Kansas	1,257
	Kenwood	129
	Salina (9)	534
<b>Total for District</b>		<b>2,595</b>
District No. 10	Afton	590
	Grove	716
	Jay (10)	768
	Pryor (10)	527
	Salina (10)	199
	Spavinaw	148
<b>Total for District</b>		<b>2,948</b>
District No. 11	S. Coffeyville	438
	Vinita	1,723
	Welch	134
<b>Total for District</b>		<b>2,295</b>
District No. 12	Bartlesville	1,560
	Nowata	688
	Skiatook	111
<b>Total for District</b>		<b>2,359</b>
District No. 13	Catoosa	337
	Collinsville	963
	Tulsa	1,821
<b>Total for District</b>		<b>3,121</b>
District No. 14	Chelsea	529
	Claremore (14)	2,344
	Oologah	382
<b>Total for District</b>		<b>3,255</b>
District No. 15	Claremore (15)	797
	Locust Grove	850
	Pryor (15)	832
	Salina (15)	47
<b>Total for District</b>		<b>2,526</b>
At Large	At Large	29,608
<b>Total for District</b>		<b>29,608</b>
<b>Grand Total</b>		<b>69,737</b>

vr2120





# CHEROKEE NATION TRIBAL COUNCIL RULES COMMITTEE REPORT

**Group:** Tax Commission

**Month/Year of Report:** June, 2018

**Group Leader:** Sharon Swepston  
**Phone:** 918-453-5377

**E-mail:** Sharon-swepston@cherokee.org

## **I. Budget Highlights**

- a.) Please refer to the monthly financial report from Finance.

## **II. Program Highlights**

### **a.) Motor Vehicle**

1. Year to Date Motor Vehicle revenue for FY18 compared to FY17 as of April 30th 2018 & April 30th 2017, had an overall increase of 11.18%.
2. The month to month revenue comparison for April 2017 (FY17) compared to April 2018 (FY18) shows an increase of 26.89%.
3. The detail for all areas of revenue for motor vehicle is shown on the attached graphs.
4. FY18 new tags issued in the Extended Jurisdictional Boundary for October 627, November 574, December 609, January 1,370, February 1,370, March 1,633, April 1,560, May 1,605.

### **b.) Revenue and Taxation Division**

1. Year to Date Revenue and Taxation (Tobacco) for FY18 compared to FY17 as of April 30th 2018 & April 30th 2017, had an overall decrease of 0.21%.
2. A month to month revenue comparison for April 2017 (FY17) compared to April 2018 (FY18) shows an increase of 0.21%.
3. The detail for all areas of tax is shown on the attached graphs.

### **c.) Future Plans/New Initiatives**

1. The next Tax Commission meeting is scheduled for June 20, 2018 at 4:30 pm in the CNTC Conference room.
2. The Veterans Sales Tax Exemption Cards have been mailed out to all qualified applicants. As of June 11, 2018 we have mailed out 348 Veteran Sales Tax Exemption Cards. CNE has implemented their upgraded system to process the new sales tax exemptions for Cherokee veterans.
3. We have received our report for April 2018 purchases and payment from the State of Oklahoma and rebates are scheduled to be distributed to the retailers by or before June 15, 2018.



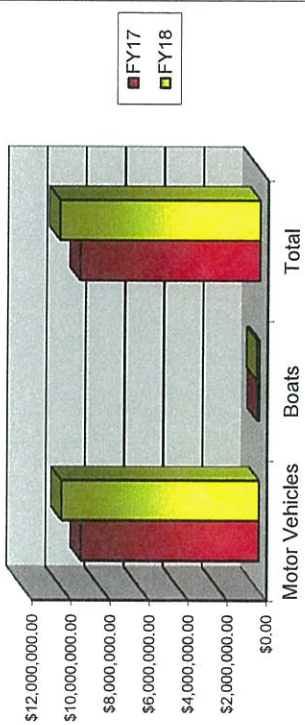
CHEROKEE NATION TAX COMMISSION

APRIL, 2018

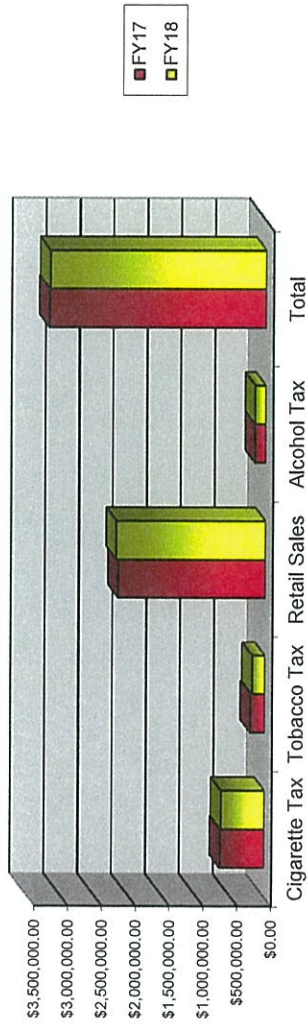
	Motor Vehicles	Boats	Total
FY17	\$9,113,803.73	\$109,373.05	\$9,223,176.78
FY18	\$10,116,657.42	\$137,881.69	\$10,254,539.11
% of Change	11.00%	26.07%	11.18%

	Cigarette Tax	Tobacco Tax	Retail Sales	Alcohol Tax	Total
FY17	\$657,487.30	\$213,490.49	\$2,172,908.69	\$158,494.16	\$3,202,380.64
FY18	\$645,998.40	\$190,969.18	\$2,200,430.09	\$158,411.34	\$3,195,809.01
% of Change	-1.75%	-10.55%	1.27%	-0.05%	-0.21%

MV Gross Revenue Comparison - Year to Date



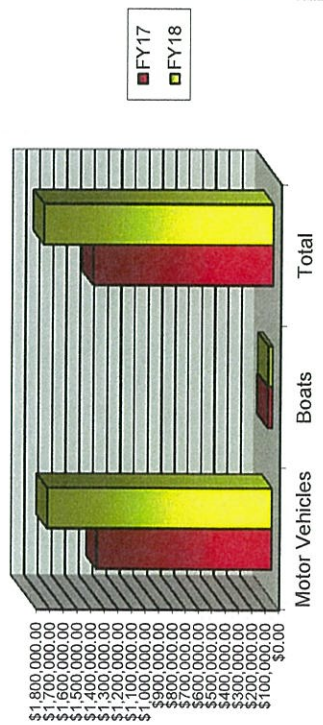
R & T Gross Revenue Comparison Year to Date



	Motor Vehicles	Boats	Total
FY17	\$1,304,255.73	\$37,317.12	\$1,341,572.85
FY18	\$1,668,616.96	\$33,759.21	\$1,702,376.17
% of Change	27.94%	-9.53%	26.89%

	Cigarette Tax	Tobacco Tax	Retail Sales	Alcohol Tax	Total
FY17	\$87,511.76	\$27,812.79	\$316,094.15	\$21,752.36	\$453,171.06
FY18	\$95,850.64	\$23,252.21	\$314,105.10	\$20,936.54	\$454,144.49
% of Change	9.53%	-16.40%	-0.63%	-3.75%	0.21%

MV Gross Revenue Comparison - Month to Month



R & T Gross Revenue Comparison Month to Month

