

**Group: Marshal Service Month/Year of Report: September 2017
**Executive Director: Shannon Buhl Phone: 918-207-3800
Email: shannon-buhl@cherokee.org****

1. Budget Highlights-Please Refer to Monthly Financial Report

2. Program Highlights for August:

| <u>District 1 412 North</u> | <u>District 2 412 South</u> |
|------------------------------------|------------------------------------|
| Information Report (10) | Information Report (11) |
| Warrants (7) | Warrants (15) |
| Other Agency Assists (20) | Other Agency Assists (108) |
| Warnings (10) | Warnings (30) |
| Citations (3) | Citations (9) |
| Alcohol/Drug Arrests (6) | Alcohol/Drug Arrests (2) |
| A&B/DV (1) | A&B/DV (2) |
| Burglary/Theft/Larceny (3) | Burglary/Theft/Larceny (1) |
| Sexual Assault (1) | Trespass (1) |
| Remove Abandoned Property (1) | Resisting Arrest (1) |
| Terroristic Threats (1) | Fraud/Forgery (1) |
| Fraud/Embezzlement (1) | |

3. Special Operations:

Dive (0)
 SWAT (1)
 Casino Requests (29)
 Task Force (56)

4. Accomplishments:

No outside training

5. Security:

Security Violations (20)
 Vehicle Assists (38)
 Incident Reports (5)

6. Facilities:

Claremore (0)
Hastings (1) EDO
Redbird Smith (0)
Three Rivers (0)

7. Community:

Shawna Roach
RAD-CN Finance
Active Shooter-Markoma
Sexual Assault and Sex Offenders on Tribal Land-Sallisaw PD

8. Patrols:

| | |
|------------|------------|
| District 1 | 195 |
| District 2 | <u>360</u> |
| Total | 555 |

Cherokee Nation Election Commission

P.O. Box 1188, Tahlequah, OK 74465-1188

Email: election-commission@cherokee.org

Website: www.cherokee.org/elections



Phone: 918-458-5899

Toll Free: 1-800-353-2859

Fax: 918-458-6101

Rules Report August 2017

I. Budget Highlights

- a.) FY17 staying within budget
- b.) FY 18 budget was submitted
- c.) Attended budget hearings on August 28th 2017

II. Program Highlights

- a.) Statistical report Attached

III. Accomplishments

- a.) CNEC has stayed current with monthly Tribal Registration deceased and relinquished citizen listings.
- b.) Voter registrations received during the closed period of the election cycle are now registered voter and voters with changes have been processed
- c.) We have been in our new building almost 1 year and the 2017 Elections were conducted here in our new building. This was great thank you.

IV. Future Plans and Initiatives

- a.) The CNEC will be attending Community and Services Meetings. This was effective August 9th 2017.

Date Range: 08/01/2017 - 08/31/2017

Applications Received

| | |
|---------------------------------|------------|
| Voter Registration Applications | 263 |
| Absentee Applications | 0 |
| Total | 263 |

Registration Applications Rejected

| | |
|----------------------|----------|
| Insufficient Address | 1 |
| Legacy | 0 |
| No Roll Number | 0 |
| Not Signed | 2 |
| Under Age | 1 |
| Total | 4 |

Deleted Registrations

| | |
|--------------------|-----------|
| Duplicate | 3 |
| Freedmen | 0 |
| Inactive | 0 |
| Voter Deceased | 23 |
| Voter Relinquished | 0 |
| Total | 26 |

Registration Status Changes

| | |
|------------------|----------|
| Deleted Restored | 1 |
| Total | 1 |

Chronicle- Voter Registration by District and Precinct

9/13/2017 11:30 AM

| District | Precinct | Voters |
|---------------------------|-----------------|---------------|
| District No. 1 | Hulbert | 1,138 |
| | Okay | 291 |
| | Tahlequah (1) | 1,489 |
| Total for District | | 2,918 |
| District No. 2 | Briggs | 200 |
| | Lowrey | 217 |
| | Tahlequah (2) | 2,355 |
| Total for District | | 2,772 |
| District No. 3 | Keys | 759 |
| | Tahlequah (3) | 1,700 |
| Total for District | | 2,459 |
| District No. 4 | Ft. Gibson | 1,102 |
| | Muskogee | 492 |
| | Warner | 722 |
| Total for District | | 2,316 |
| District No. 5 | Gore | 294 |
| | Sallisaw (5) | 558 |
| | Vian | 1,131 |
| Total for District | | 1,983 |
| District No. 6 | Belfonte | 116 |
| | Marble City | 175 |
| | Muldrow | 1,529 |
| | Sallisaw (6) | 1,386 |
| Total for District | | 3,206 |
| District No. 7 | Cave Springs | 279 |
| | Chewey | 87 |
| | Stilwell (7) | 2,573 |
| | Westville (7) | 776 |
| Total for District | | 3,715 |
| District No. 8 | Bell | 215 |
| | Stilwell (8) | 961 |
| | Westville (8) | 377 |
| Total for District | | 1,553 |
| District No. 9 | Jay (9) | 689 |
| | Kansas | 1,268 |

Chronicle- Voter Registration by District and Precinct

9/13/2017 11:30 AM

| <u>District</u> | <u>Precinct</u> | <u>Voters</u> |
|---------------------------|-----------------|---------------|
| District No. 9 | Kenwood | 129 |
| | Salina (9) | 533 |
| Total for District | | 2,619 |
| District No. 10 | Afton | 578 |
| | Grove | 702 |
| | Jay (10) | 744 |
| | Pryor (10) | 526 |
| | Salina (10) | 200 |
| | Spavinaw | 143 |
| Total for District | | 2,893 |
| District No. 11 | S. Coffeyville | 409 |
| | Vinita | 1,680 |
| | Welch | 127 |
| Total for District | | 2,216 |
| District No. 12 | Bartlesville | 1,542 |
| | Nowata | 680 |
| | Skiatook | 110 |
| Total for District | | 2,332 |
| District No. 13 | Catoosa | 334 |
| | Collinsville | 962 |
| | Tulsa | 1,806 |
| Total for District | | 3,102 |
| District No. 14 | Chelsea | 525 |
| | Claremore (14) | 2,356 |
| | Oologah | 377 |
| Total for District | | 3,258 |
| District No. 15 | Claremore (15) | 792 |
| | Locust Grove | 863 |
| | Pryor (15) | 824 |
| | Salina (15) | 49 |
| Total for District | | 2,528 |
| At Large | At Large | 28,726 |
| Total for District | | 28,726 |
| Grand Total | | 68,596 |



CHEROKEE NATION TRIBAL COUNCIL RULES COMMITTEE REPORT

Group: Tax Commission

Month/Year of Report: September, 2017

Group Leader: Sharon Swepston

Phone:

E-mail: Sharon-sweepston@cherokee.org

I. Budget Highlights

- a.) Please refer to the monthly financial report from Finance.

II. Program Highlights

a.) Motor Vehicle

1. Year to Date Motor Vehicle revenue for FY17 compared to FY16 as of July 31st 2017 & July 31st 2016, had an overall increase of 7.00%.
2. The month to month revenue comparison for July 2016 (FY16) compared to July 2017 (FY17) shows an increase of 9.64%.
3. The detail for all areas of revenue for motor vehicle is shown on the attached graphs.
4. FY17 new tags issued in the Extended Jurisdictional Boundary for October 539, November 539, December 1,187, January 1,285, February 1,409, March 1,775, April 562, May 1,472, June 1,505, July 1,463.

b.) Revenue and Taxation Division

1. Year to Date Revenue and Taxation (Tobacco) for FY17 compared to FY16 as of July 31st 2017 & July 31st 2016, had an overall increase of 6.88%.
2. A month to month revenue comparison for July 2016 (FY16) compared to July 2017 (FY17) shows an increase of 1.64%.
3. The detail for all areas of tax is shown on the attached graphs.

c.) Future Plans/New Initiatives

1. The next Tax Commission meeting is scheduled for September 27, 2017 at 4:30 pm in the CNTC Conference room.
2. The Veterans Sales Tax Exemption Cards have been mailed out to all qualified applicants. As of September 6, 2017 we have mailed out 300 Veteran Sales Tax Exemption Cards. CNE has implemented their upgraded system to process the new sales tax exemptions for Cherokee veterans.
3. We have received our report for July 2017 purchases and payment from the State of Oklahoma and rebates are scheduled to be distributed to the retailers by or before September 15, 2017.

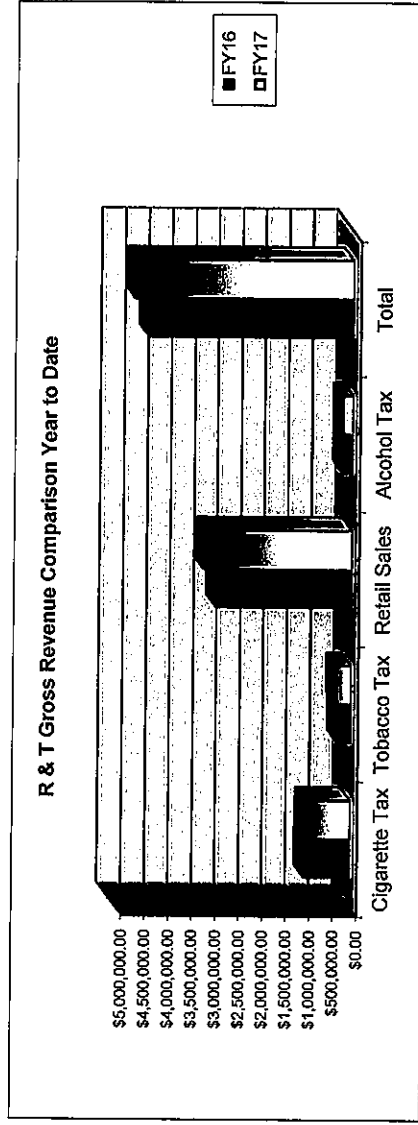
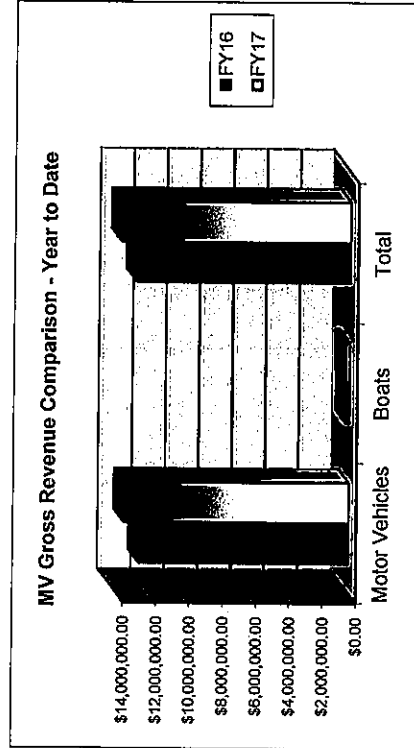


CHEROKEE NATION TAX COMMISSION

JULY, 2017

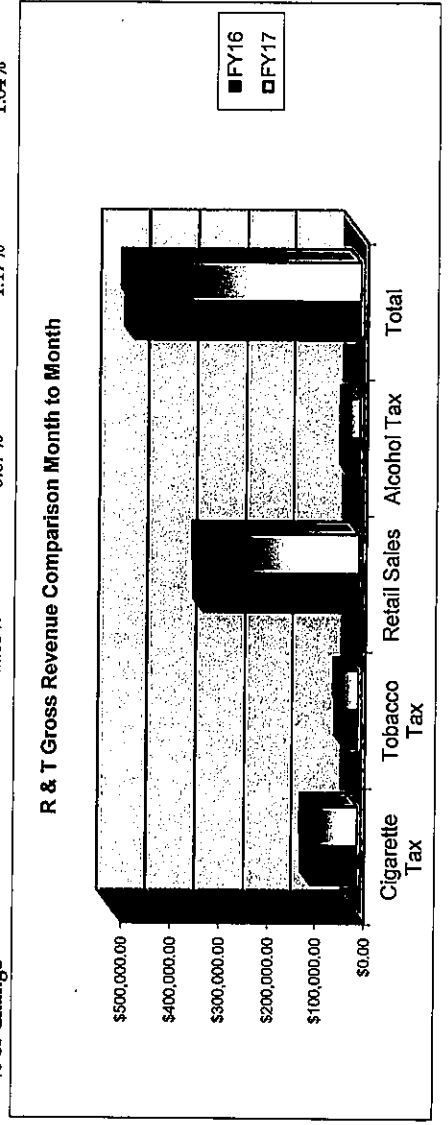
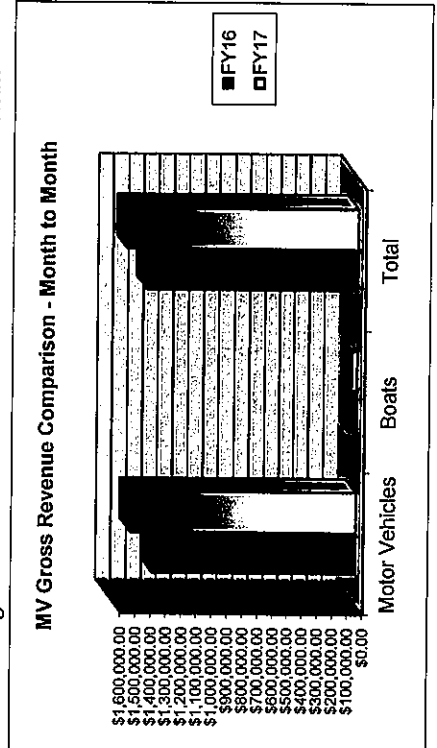
| | Motor Vehicles | Boats | Total |
|-------------|-----------------|--------------|-----------------|
| FY16 | \$12,638,012.33 | \$231,880.76 | \$12,869,893.09 |
| FY17 | \$13,514,519.24 | \$256,425.08 | \$13,770,944.32 |
| % of Change | 6.94% | 10.58% | 7.00% |

| | Cigarette Tax | Tobacco Tax | Retail Sales | Alcohol Tax | Total |
|-------------|---------------|--------------|----------------|--------------|----------------|
| FY16 | \$970,752.00 | \$284,394.03 | \$2,889,242.49 | \$210,694.77 | \$4,355,083.29 |
| FY17 | \$963,535.54 | \$311,715.51 | \$3,159,265.05 | \$220,140.90 | \$4,654,657.00 |
| % of Change | -0.74% | 9.61% | 9.35% | 4.48% | 6.88% |



| | Motor Vehicles | Boats | Total |
|-------------|----------------|-------------|----------------|
| FY16 | \$1,344,022.41 | \$50,052.77 | \$1,394,075.18 |
| FY17 | \$1,490,509.24 | \$37,981.53 | \$1,528,490.77 |
| % of Change | 10.90% | -24.12% | 9.64% |

| | Cigarette Tax | Tobacco Tax | Retail Sales | Alcohol Tax | Total |
|-------------|---------------|-------------|--------------|-------------|--------------|
| FY16 | \$95,849.76 | \$27,543.74 | \$321,296.60 | \$21,235.53 | \$465,925.63 |
| FY17 | \$98,380.64 | \$30,748.38 | \$324,107.31 | \$20,349.76 | \$473,586.09 |
| % of Change | 2.64% | 11.63% | 0.87% | -4.17% | 1.64% |



Reporter: Karen Ketcher Phone: 918-772-4130 Email: karen-ketcher@cherokee.org

I. Budget Highlights – please refer to Monthly Financial Report

Description of Budget exceptions: No budget exceptions to report.

II. Program Highlights

1. 2018 Self-Governance Negotiations:

The Eastern Oklahoma Regional Office (BIA) and the appropriate staff met on August 9 and resolved the BIA's concerns regarding a couple of programmatic aspects of the compact. Amendment 7 to the 2014-2018 Multi-Year Funding Agreement and the Fiscal Year 2018 Reprogramming Request have been forwarded to the Regional Office for finalization.

2. IHS Management Information System:

On August 11 the Nation received fully executed Amendment Number 14 to the Multi-Year Funding Agreement between the Nation and the United States of America Department of Health and Human Services. The document amends Sections 1.3, RRPMS Functions and 3.1.15.7, Management Information Systems, to transfer available tribal shares at the IHS Headquarters level to the Nation.

3. Tribal Interior Budget Committee (TIBC) Meeting:

July 24 through July 27, Self-Governance staff attended the TIBC meeting at the Twin Arrows Navajo Casino Resort in Flagstaff, AZ. The committee discussed the 2018 BIA budget and associated appropriation documents as well as the 2019 Tribal Priorities. Three Resolutions were adopted by the TIBC (1) Resolution opposing the deep cuts to federal Indian programs in the FY 2018 budget request, requests the issuance of an executive order on U.S. Tribal relations that recognizes and upholds the nation-to-nation relationship, calls on Congress to reject proposed cuts in the Administration's budget, and urges the Secretary of the Interior to issue a Secretarial Order outlining and affirming trust responsibilities to Tribal Nations; (2) resolution reinforces that Indian education is a trust responsibility, reviews the cuts proposed to Indian education in the President's FY 2018 budget request, and urges Congress to restore all the proposed cuts to such programs; and (3) a resolution urging Congress to support the 7% tribal set-aside of Department of Justice, Office of Justice Programs funding for Indian Country public safety, law enforcement, and the administration of justice and the 5% tribal allocation from the Crime Victims Fund.

4. Cherokee Nation's 2016 Self-Governance Activities Report:

Self-Governance Office staff assembled data received from the Self Governance Programs and submitted the 2016 Annual Self-Governance Activities Report. The information is requested pursuant to section 405 of P.L. 93-638 as amended as well as implementing regulations contained in 25 CFR §§ 1000.380 to 382. The report is intended to provide the Department of Interior with information necessary to meet its Congressional reporting responsibilities and to fulfill its responsibility as an advocate for self-governance.

5. IHS - Contract Support Cost Workgroup Meeting:

On August 16, Self-Governance staff, the Director of Finance, and Rick Kelly and Ami Sams from the Health Finance office attended a contract support cost workgroup meeting at the Indian Health Care Resource Center in Tulsa. Those present received an update from IHS staff regarding CSC activities which included topics of interest to the Tribes such as appropriations data for each FY (2014 and forward – expenditures, payments pending, balances, etc), number of Tribes that have reconciled CSC (2014 and forward) and DHHS Program Support Center (responsible for negotiating IDC rates) backlog and timeliness of negotiations, often preventing close-out. This information is of particular interest to the Tribes as many including Cherokee Nation still have CSC funds that are due them. The new CSC Policy was discussed. There are a number of implementation issues that the Tribes would like to see resolved. One such issue has to do with the difficulty negotiating additional start-up costs at/after the end of the start-up period. The Nation certainly would like to see this resolved as we move forward with our Joint Venture for the expansion at Hastings Hospital.

HUMAN RESOURCES

August 2017

NASON MORTON, EXECUTIVE DIRECTOR
Extension 5682

As of August 31, 2017, the total number of Employees is 3597. Of those employees, 2960 are Cherokee and 264 are members of another Federally recognized tribe.

EMPLOYMENT

| Processed | Monthly | YTD |
|----------------------------|---------|------|
| Number of Employees Hired | 38 | 321 |
| % of Cherokees Hired | 74 | 76 |
| % of Indians Hired | 8 | 7 |
| # of Applications Received | 578 | 3369 |
| # of Interview Panels Sent | 88 | 539 |

COMPENSATION

| Processed | Monthly | YTD |
|-------------------------------|---------|-----|
| # of Terminations | 48 | 263 |
| # of Voluntary Terminations | 42 | 219 |
| # of Involuntary Terminations | 6 | 44 |

BENEFITS

| Processed | Monthly | YTD |
|------------------------------------|---------|-----|
| Educational Reimbursement Requests | 3 | 33 |
| 401(k) Distributions | 67 | 418 |
| 401(k) Loans | 24 | 193 |
| 401(k) Hardship | 6 | 37 |
| FMLA | 51 | 299 |
| COBRA | 78 | 415 |
| Short Term Disability | 21 | 98 |

EMPLOYEE RELATIONS & DEVELOPMENT

| Processed | Monthly | YTD |
|----------------------------------|---------|-----|
| Orientations/Trainings Presented | | |
| Trainings Presented | 32 | 211 |

RISK MANAGEMENT
August 2017
NASON MORTON, EXECUTIVE DIRECTOR
Extension 5682

INSPECTIONS:

Life Safety Code and OSHA Regulation inspections were conducted on the below sites:

- Holiday Inspections – all Holiday locations.
- Life Safety Tests – Tribal Complex – Complete – All Strobes, Voice Alarms, Smokes, Duct Detectors, and Elevator Smokes tested and verified. Door strikes waiting to be finished for Life Safety. Elevators also inspected.
- TsaLaGi Office Complex including Geo Data, Ballroom, Gift Shop, Cherokee Phoenix, and Osiyo Training Room
- New Archery Range Restrooms – Follow-up inspection
- ICW Evacuation Plan Update
- Heritage Center
- Kenwood Community Center
- Cherokee Art Center
- Salina Early Learning Academy

CONSTRUCTION INSPECTIONS/MEETINGS:

- W.W. Keeler Complex 2nd Story Project
- New Health Center – Fire Protection Meeting
- CNB Risk Meeting – CCIP/Flintco
- Jay Food Distribution – Pre-Construction Meeting
- Three Rivers Clinic Parking Lot Re-Surfacing

Technical Assistance:

- Life Safety Test – Tribal Complex
- Markoma Gym – Environmental Testing
- Three Rivers Evacuation – elevator smoke
- Cyber Renewal
- Boiler Inspection Reports – Health

Trainings:

- Fire extinguisher Training – Stilwell Clinic – 40 attendees
- Infection Control Training – Tribal First Loss Control – 40 attendees