

**Group: Marshal Service Month/Year of Report: March 2018
**Executive Director: Shannon Buhl Phone: 918-207-3800
Email: shannon-buhl@cherokee.org****

1. Budget Highlights-Please Refer to Monthly Financial Report

2. Program Highlights for February:

<u>District 1 412 North</u>	<u>(District 2 412 South</u>
Information Report (12)	Information Report (10)
Warrants (3)	Warrants (22)
Other Agency Assists (6)	Other Agency Assists (44)
Warnings (0)	Warnings (7)
Citations (4)	Citations (7)
Alcohol/Drug Arrests (2)	Alcohol/Drug Arrests (4)
A&B/DV (1)	A&B/DV (2)
Burglary/Theft/Larceny (2)	Burglary/Theft/Larceny (3)
Assault (1)	MVC (1)
DUS (1)	B&E (1)
	PO Violation (1)

3. Special Operations:

Dive (0)
 SWAT (1) Mayes Co
 Casino Requests (31)
 Task Force (59)

4. Accomplishments:

Mike Roach, Jeremie Fisher, Joe Rainwater, Dustin Davis
 Peak Performance Essentials in Diving/ Instructor Development UTD

5. Security:

Security Violations (4)
 Vehicle Assists (22)
 Incident Reports (5)
 Regional Basketball games

6. Facilities:

Claremore (0)
Hastings (7) EDO
Redbird Smith (0)
Three Rivers (0)
Cooweescoowee Ocheleta (0)
Wilma P Mankiller (0)

7. Community:

February 2018 Community Events

Community Resource Investigator Shawwna Roach

ALICE (Active shooter training) for Cherokee Nation Community & Cultural Outreach

ALICE (Active shooter training) for Jack Brown

RAD (Self Defense training) for Pryor First Baptist Church

Officer Franky Dreadfulwater

Schools:

1st, Marble City 5th/6th grades " Bullying Bystander" (35kids)

1st and 2nd graders, Marble City School Presentation" When Mean Words Hurt"(45 kids)

19th, Wickliff School 5th thru 8th, " Anti-Bullying Presentation"

21st , Dahlongegah 7th/8th grade REAL Program finished up 10wk coarse.(making good choices, 30kids)

21st, Marble City School Special Anti-Bullying presentation for 5th thru 8th grades(43 kids)

21st, Cave Springs 9th/10 grade girls " Not to be a Bullying Bystander," presentation(35 kids)

Community:

5th, Assist Indian Child Welfare w/ family regarding resources to help community.

6th, donated a Walker Device to handicapped parent in the Eagle Addition, Bell Community(Curry Family)

7th, Greasy Community Luncheon w/Elders (25 elders attendance)

Other :

Extra patrols around schools and Community Centers in Adair County and Kenwood.

8. Patrols:

District 1	129
District 2	<u>341</u>
Total	470



March 2018

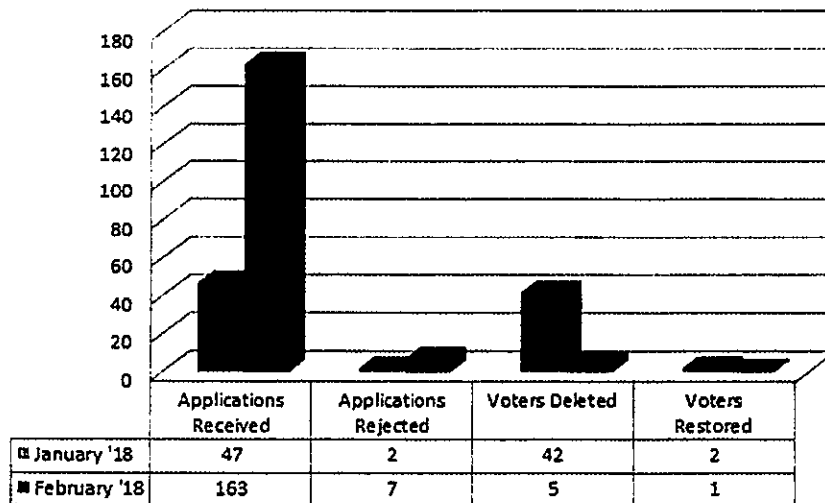
I. Budget Highlights

a.) FY 18 budget is being implemented for use in the 2018 fiscal year.

II. Program Highlights

a.) **Voter Processing: 163 Applications; 69,292 Registered Voters as of 03/01/2018**

Voter Registration Statistics



b.) Statistical Report:

Detailed Statistical Data Attached

III. Accomplishments

a.) Deceased/Relinquished Status:

The Election Commission has stayed current with monthly Tribal Registration deceased and relinquished citizen listings.

b.) Community and Service Meetings:

As the Election Commission staff attends Community and Service meetings, our primary focus is to provide voter education, answer questions and register citizens to vote.

- March Events
 - Brushy Community Meeting –4
 - Jay Community Meeting – March 20th



c.) Election Preparation:

The Election Commission Office is continuing to work and prepare for the 2019 election cycle. We are continuing to looking at the Election Timeline Calendar. We are proceeding month by month examining what takes place in that month of an election year. This month we are analyzing the events that will take place in March 2019 as well as updating the documentation with proper dates as go.

IV. Future Plans and Initiatives

- a.) Continue to update and correct voter's addresses in the Election Commission database.
- b.) The Election Commission staff is very much eager to attend upcoming Community and Service Meetings for 2018.
- c.) Continue to prepare for the upcoming 2019 Election.

Date Range: 02/01/2018 - 02/28/2018

Applications Received

Voter Registration Applications	163
Absentee Applications	<u>0</u>
Total	163

Registration Applications Rejected

Insufficient Address	0
No Roll Number	5
Not Signed	1
Under Age	<u>1</u>
Total	7

Deleted Registrations

Duplicate	1
Voter Deceased	4
Voter Relinquished	<u>0</u>
Total	5

Registration Status Changes

Deleted Restored	<u>1</u>
Total	1

Chronicle- Voter Registration by District and Precinct

3/1/2018 8:20 AM

District	Precinct	Voters
District No. 1	Hulbert	1,143
	Okay	298
	Tahlequah (1)	1,501
Total for District		2,942
District No. 2	Briggs	204
	Lowrey	226
	Tahlequah (2)	2,358
Total for District		2,788
District No. 3	Keys	764
	Tahlequah (3)	1,703
Total for District		2,467
District No. 4	Ft. Gibson	1,099
	Muskogee	507
	Warner	720
Total for District		2,326
District No. 5	Gore	297
	Sallisaw (5)	564
	Vian	1,130
	Warner	1
Total for District		1,992
District No. 6	Belfonte	117
	Marble City	174
	Muldrow	1,526
	Sallisaw (6)	1,374
Total for District		3,191
District No. 7	Cave Springs	279
	Chewey	85
	Stilwell (7)	2,569
	Westville (7)	744
Total for District		3,677
District No. 8	Bell	210
	Stilwell (8)	970
	Westville (8)	413
Total for District		1,593
District No. 9	Jay (9)	674

Chronicle- Voter Registration by District and Precinct

3/1/2018 8:20 AM

District	Precinct	Voters
District No. 9	Kansas	1,257
	Kenwood	129
	Salina (9)	533
Total for District		2,593
District No. 10	Afton	583
	Grove	705
	Jay (10)	760
	Pryor (10)	526
	Salina (10)	198
	Spavinaw	148
Total for District		2,920
District No. 11	S. Coffeyville	427
	Vinita	1,718
	Welch	134
Total for District		2,279
District No. 12	Bartlesville	1,557
	Nowata	687
	Skiatook	111
Total for District		2,355
District No. 13	Catoosa	338
	Collinsville	964
	Tulsa	1,820
Total for District		3,122
District No. 14	Chelsea	529
	Claremore (14)	2,350
	Oologah	381
Total for District		3,260
District No. 15	Claremore (15)	796
	Locust Grove	851
	Pryor (15)	826
	Salina (15)	48
Total for District		2,521
At Large	At Large	29,266
Total for District		29,266
Grand Total		69,292

vr2120



CHEROKEE NATION TRIBAL COUNCIL RULES COMMITTEE REPORT

Group: Tax Commission

Month/Year of Report: March, 2018

Group Leader: Sharon Swepston
Phone: 918-453-5377

E-mail: Sharon-swepston@cherokee.org

I. Budget Highlights

- a.) Please refer to the monthly financial report from Finance.

II. Program Highlights

a.) Motor Vehicle

1. Year to Date Motor Vehicle revenue for FY18 compared to FY17 as of January 31st 2018 & January 31st 2017, had an overall increase of 12.53%.
2. The month to month revenue comparison for January 2017 (FY17) compared to January 2018 (FY18) shows an increase of 15.26%.
3. The detail for all areas of revenue for motor vehicle is shown on the attached graphs.
4. FY18 new tags issued in the Extended Jurisdictional Boundary for October 627, November 574, December 609, January 1,370.

b.) Revenue and Taxation Division

1. Year to Date Revenue and Taxation (Tobacco) for FY18 compared to FY17 as of January 31st 2018 & January 31st 2017, had an overall increase of 1.46%.
2. A month to month revenue comparison for January 2017 (FY17) compared to January 2018 (FY18) shows an increase of 0.00%.
3. The detail for all areas of tax is shown on the attached graphs.

c.) Future Plans/New Initiatives

1. The next Tax Commission meeting is scheduled for March 28, 2018 at 4:30 pm in the CNTC Conference room.
2. The Veterans Sales Tax Exemption Cards have been mailed out to all qualified applicants. As of March 5, 2018 we have mailed out 336 Veteran Sales Tax Exemption Cards. CNE has implemented their upgraded system to process the new sales tax exemptions for Cherokee veterans.
3. We have received our report for January 2018 purchases and payment from the State of Oklahoma and rebates are scheduled to be distributed to the retailers by or before March 15, 2018.



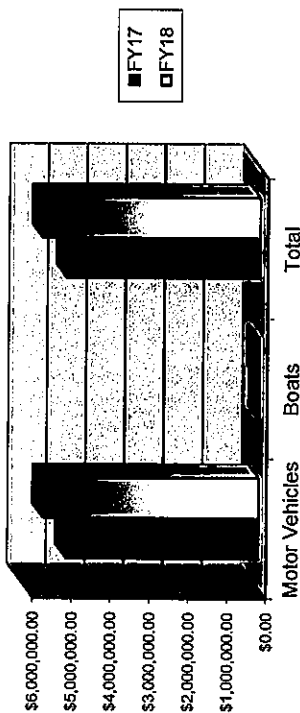
CHEROKEE NATION TAX COMMISSION

JANUARY, 2018

	Motor Vehicles	Boats	Total
FY17	\$4,952,396.47	\$30,965.38	\$4,983,361.85
FY18	\$5,547,547.99	\$60,402.03	\$5,607,950.02
% of Change	12.02%	95.06%	12.53%

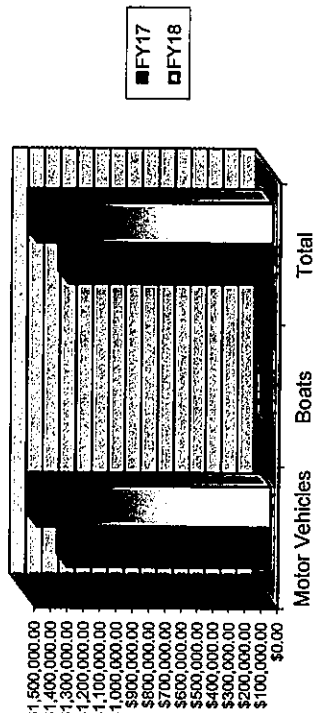
	Cigarette Tax	Tobacco Tax	Retail Sales	Alcohol Tax	Total
FY17	\$377,957.70	\$120,831.80	\$1,194,687.07	\$88,064.56	\$1,781,541.13
FY18	\$371,314.80	\$120,381.61	\$1,229,120.53	\$86,806.18	\$1,807,623.12
% of Change	-1.76%	-0.37%	2.88%	-1.43%	1.46%

MV Gross Revenue Comparison - Year to Date



	Motor Vehicles	Boats	Total
FY17	\$1,258,011.49	\$3,921.70	\$1,261,933.19
FY18	\$1,445,879.43	\$8,581.28	\$1,454,460.71
% of Change	14.93%	118.82%	15.26%

MV Gross Revenue Comparison - Month to Month

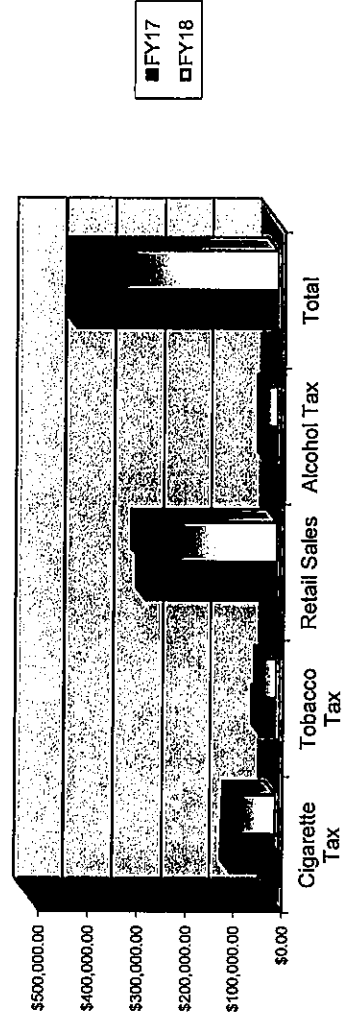


R & T Gross Revenue Comparison Year to Date



	Cigarette Tax	Tobacco Tax	Retail Sales	Alcohol Tax	Total
FY17	\$92,460.56	\$29,818.15	\$271,444.24	\$20,332.22	\$414,055.17
FY18	\$88,578.96	\$24,288.83	\$281,165.77	\$20,027.95	\$414,061.51
% of Change	-4.20%	-18.54%	3.58%	-1.50%	0.00%

R & T Gross Revenue Comparison Month to Month



I. Budget Highlights – please refer to Monthly Financial Report.

Description of budget exceptions: No budget exceptions to report.

II. Program Highlights

a. Food Distribution Program on Indian Reservations – February 14th & 15th

USDA Food Distribution Program on Indian Reservations (“FDPIR”) Consultation – Staff attended on behalf of Deputy Chief S. Joe Crittenden. Consultation regarding possible changes to the FDPIR funding and discussion regarding movement of program to self-governance compacting option. A consultation schedule from USDA regarding self-governance compacting will be announced soon.

b. Tribal Interior Budget Council – February 15th

Department of the Interior Tribal Interior Budget Council Budget Subcommittee Meeting – Karen Ketcher and Bryan Shade attended the TIBC Budget Subcommittee workgroup meeting in Washington, DC, to discuss the FY2020 federal budget request for Indian Country programs.

c. Oklahoma Association of Conservation Districts – Feb 26th

Karen Ketcher, Bryan Shade, and Tribal Councilor Keith Austin attended the Oklahoma Association of Conservation Districts annual banquet in Oklahoma City where they visited with other conservation districts regarding networking and collaborative opportunities.

d. Oklahoma Area Indian Health Service – February 27th

Karen Ketcher, Bryan Shade, Cliff Powell, Ami Sams, and Rick Kelly met with Area IHS leadership for discussion and negotiation for the Cherokee Nation’s indirect-like cost. Progress was made and negotiations continue.

e. IHS CSC Policy Workgroup – March 6th & 7th

Karen Ketcher, Bryan Shade, Cliff Powell, Ami Sams, and Rick Kelly attended the Indian Health Service Contract Support Cost Policy Workgroup meeting in Albuquerque, NM. Discussion focused on IHS Acting Director Weahkee’s suspension of IHS contract support cost policy regarding the calculation of indirect-like costs. The IHS will bring proposed language modifying the policy forward to tribes in an upcoming consultation schedule.

HUMAN RESOURCES

February 2018

NASON MORTON, EXECUTIVE DIRECTOR
Extension 5682

Human Resources is currently working on the revision of Cherokee Nation Human Resources Policies and Procedures (CNHRPP), Chapter III. As of February 27, 2018, the total number of Employees is 3611. Of those employees, 2969 are Cherokee and 268 are members of another Federally recognized tribe.

EMPLOYMENT

Processed	Monthly	YTD
Number of Employees Hired	42	100
% of Cherokees Hired	67	70
% of Indians Hired	21	17
# of Applications Received	349	680
# of Interview Panels Sent	71	153

COMPENSATION

Processed	Monthly	YTD
# of Terminations	32	61
# of Voluntary Terminations	26	49
# of Involuntary Terminations	6	12

BENEFITS

Processed	Monthly	YTD
Educational Reimbursement Requests	9	19
401(k) Distributions	44	106
401(k) Loans	16	38
401(k) Hardship	2	4
FMLA	58	109
COBRA	42	109
Short Term Disability	12	27

EMPLOYEE RELATIONS & DEVELOPMENT

Orientations/Trainings Presented	Monthly	YTD
Trainings Presented	26	336

RISK MANAGEMENT
February 2018
NASON MORTON, EXECUTIVE DIRECTOR
Extension 5682

INSPECTIONS:

Life Safety Code and OSHA Regulation inspections were conducted on the below sites:

- W.W. Hastings Hospital – Tribal First Inspection
- Wilma P. Mankiller Health Center
- Gaming Commission
- Patrick Property
- John Ross Museum
- Three Rivers Health Center
- Dahlongegah Shop and Warehouse
- CN Landfill Shop / Office / Scale House
- Immersion School – (4 Buildings)
- CN Env. Programs
- Food Distribution – Sprinkler Work
- Health Facilities
- Ewart Property
- Childcare Enforcement
- ICW – Water Intrusion
- FRB – Covered Walkway – Damage by Contractor
- Greasy Community Building – Re-Build Check-up
- QI Pre-DNV Inspections – Scheduled for February and March

Trainings:

- Fire Extinguisher Training – GaDuGi Clinic – 4 attendees
- Fire Extinguisher Training – Salina Clinic – 62 attendees
- Back Injury Prevention Training – Salina Clinic – 62 attendees
- Fire Extinguisher Training – Three Rivers – 166 attendees
- Fire Extinguisher Training – Will Rogers Health – 55 attendees
- Bloodborne Pathogens Training – Salina Clinic – 55 attendees
- Hazard Communication Training – Salina Clinic – 55 attendees
- Fire Extinguisher Training – Salina Clinic – 9 attendees
- Back Injury Prevention Training – Salina Clinic – 9 attendees
 - **Total for February Trainings – 477 attendees**

- Staff attended DNV CHOP Training – Certified Healthcare Occupational Professional Training. This course covered the NIAHO National International Accreditation Healthcare Organization and ISO 9000 and how they interact with other standards. First in three part training.

- Safety Trainings scheduled for the following clinics:
 - Sallisaw
 - Vinita
 - Ochelata
 - Stilwell