

**Group: Marshal Service Month/Year of Report: February 2017  
Executive Director: Shannon Buhl Phone: 918-207-3800  
Email: [shannon-buhl@cherokee.org](mailto:shannon-buhl@cherokee.org)**

**1. Budget Highlights-Please Refer to Monthly Financial Report**

**2. Program Highlights for January:**

<b><u>District 1 412 North</u></b>	<b><u>District 2 412 South</u></b>
Information Report (11)	Information Report (10)
Warrants (12)	Warrants (11)
Other Agency Assists (103)	Other Agency Assists (48)
Warnings (5)	Warnings (7)
Citations (5)	Citations (21)
Alcohol/Drug Arrests (4)	Alcohol/Drug Arrests (8)
A&B/DV (0)	A&B/DV (3)
Burglary/Theft/Larceny (3)	Burglary/Theft/Larceny (2)
Vandalism (1)	Fraud (1) MVC Hit & Run (1)

**3. Special Operations:**

Dive (0)  
SWAT (1)  
Task Force (45)  
Casino Requests-2016 (239)

**4. Accomplishments:**

Use of Force-Danny Tanner, Mike Roach  
CJIC-Chris Newkirk  
SHOT Show-Danny Tanner, Mike Roach, Jess Anderson, Joe Rainwater  
CLEET Basic Instructor-Preston Oosahwee, Matt Laney

**5. Security:**

Security Violations (20)  
Vehicle Assists (20)  
Incident Reports (4)

**6. Facilities:**

Claremore (0)  
Hastings (3) EDO  
Redbird Smith (0)  
Three Rivers (0)

**7. Community:**

Franky Dreadfulwater  
DARE-Peavine, Dahlongah, Greasy Schools  
Community Assist Basketball Games-Maryetta School  
Rocky Mountain Community Meeting-Adair County  
Hero Meeting-CN Behavioral Health

Shawna Roach  
North Pole Computer Giveaway-Sequoyah, Pryor, Claremore, Colcord, Gans  
Schools

Turtle Mountain ND LEO Assist-Matt Laney, Dustin Davis, Preston Oosahwee,  
Kolton Holmes

**8. Patrols:**

District 1	223
District 2	<u>676</u>
Total	899

# Cherokee Nation Election Commission

P.O. Box 1188, Tahlequah, OK 74465-1188

Email: [election-commission@cherokee.org](mailto:election-commission@cherokee.org)

Website: [www.cherokee.org/elections](http://www.cherokee.org/elections)



Phone: 918-458-5899

Toll Free: 1-800-353-2859

Fax: 918-458-6101

## **Rules Report January 2017**

### **I. Budget Highlights**

- a.) FY17 approved.

### **II. Program Highlights**

- a.) Continuing internal audit with voters who have been identified having a bad address and deceased or relinquished voters.
- b.) Absentee Ballot Request Forms became available on January 02, 2017.
- c.) \*See attached statistical graph.

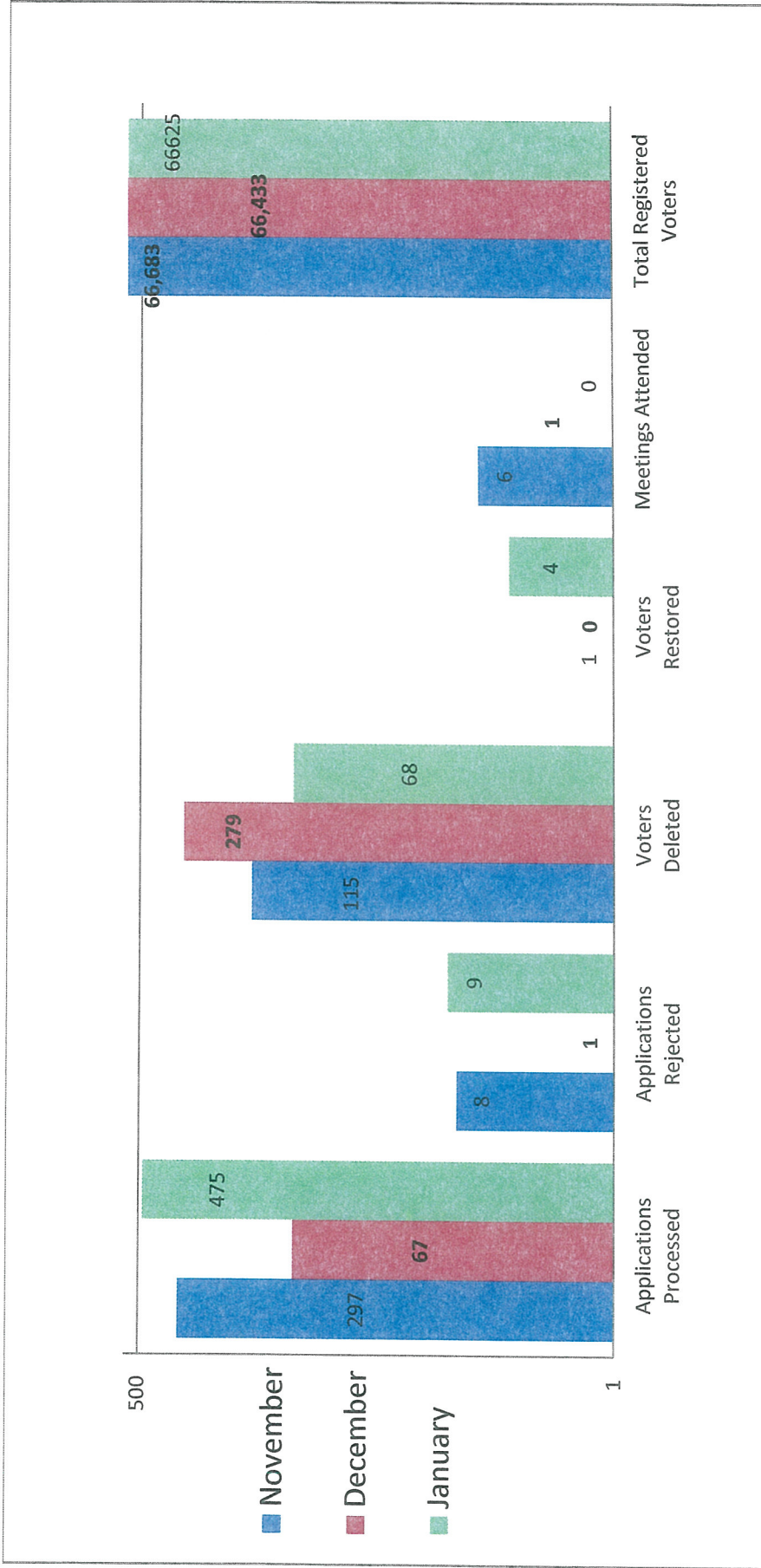
### **III. Accomplishments**

- a.) CNEC is continuing to enhance our street guide database to accommodate district and precinct assignments.
- b.) CNEC has stayed current with monthly Tribal Registration deceased and relinquished citizen listings.
- c.) Continues to process Voter Registration Applications and Absentee Ballot Request Forms accordingly.
- d.) Election Services Director is providing election training on equipment and set-up with Staff and Commissioners to prepare for the 2017 election cycle.

### **IV. Future Plans and Initiatives**

- a.) The office will not attend Community and Services Meetings beginning on December 1, 2016 until the end of the 2017 Election Cycle.
- b.) The office staff will be scheduling events to educate and register voters at area schools, technology centers, and hospitals throughout the 2017 Election Cycle.
- c.) Filing for Candidacy will begin on February 06, 2017 and end on February 09, 2017.
- d.) Preparing for the 2017 Election Cycle.

# Cherokee Nation Election Commission: January 2017 Report



\* Applications processed now include Voter Registration Applications and Absentee Ballot Request Forms.

January: Voter Registration Applications-421 processed Absentee Ballot Request Forms- 54



# CHEROKEE NATION TRIBAL COUNCIL RULES COMMITTEE REPORT

**Group:** Tax Commission

**Month/Year of Report:** February, 2017

**Group Leader:** Sharon Swepston

**Phone:**

**E-mail:** Sharon-swepston@cherokee.org

## **I. Budget Highlights**

- a.) Please refer to the monthly financial report from Finance.

## **II. Program Highlights**

### **a.) Motor Vehicle**

1. Year to Date Motor Vehicle revenue for FY17 compared to FY16 as of December 31st 2016 & December 31st 2015, had an overall increase of 4.25%.
2. The month to month revenue comparison for December 2015 (FY16) compared to December 2016 (FY17) shows an increase of 2.51%.
3. The detail for all areas of revenue for motor vehicle is shown on the attached graphs.
4. FY17 new tags issued in the Extended Jurisdictional Boundary for October 539, November 539, December 1,187.

### **b.) Revenue and Taxation Division**

1. Year to Date Revenue and Taxation (Tobacco) for FY17 compared to FY16 as of December 31st 2016 & December 31st 2015, had an overall increase of 7.48%.
2. A month to month revenue comparison for December 2015 (FY16) compared to December 2016 (FY17) shows an increase of 8.39%.
3. The detail for all areas of tax is shown on the attached graphs.

### **c.) Future Plans/New Initiatives**

1. The next Tax Commission meeting is scheduled for March 8, 2017 at 4:30 pm in the CNTC Conference room.
2. The Veterans Sales Tax Exemption Cards have been mailed out to all qualified applicants. As of February 2, 2017 we have mailed out 240 Veteran Sales Tax Exemption Cards. CNE has implemented their upgraded system to process the new sales tax exemptions for Cherokee veterans.
3. We have received our report for December 2016 purchases and payment from the State of Oklahoma and rebates are scheduled to be distributed to the retailers by or before February 15, 2017.



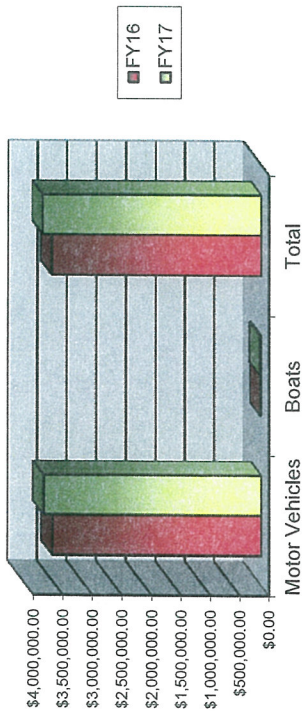


CHEROKEE NATION TAX COMMISSION

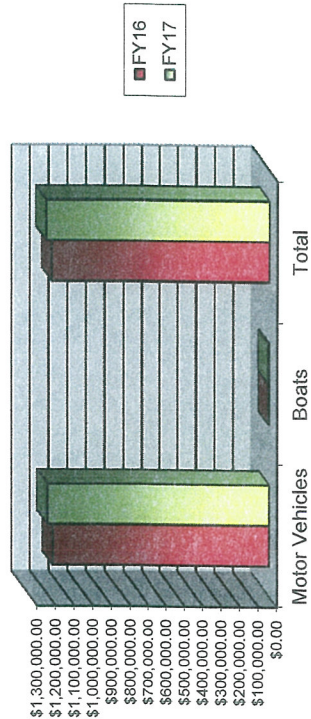
DECEMBER, 2016

	Cigarette Tax	Tobacco Tax	Retail Sales	Alcohol Tax	Total
FY16	\$295,224.32	\$85,398.84	\$817,689.86	\$63,304.53	\$1,261,617.55
FY17	\$285,497.14	\$91,013.65	\$923,242.83	\$67,732.34	\$1,367,485.96
% of Change	-3.29%	6.57%	12.91%	6.99%	8.39%

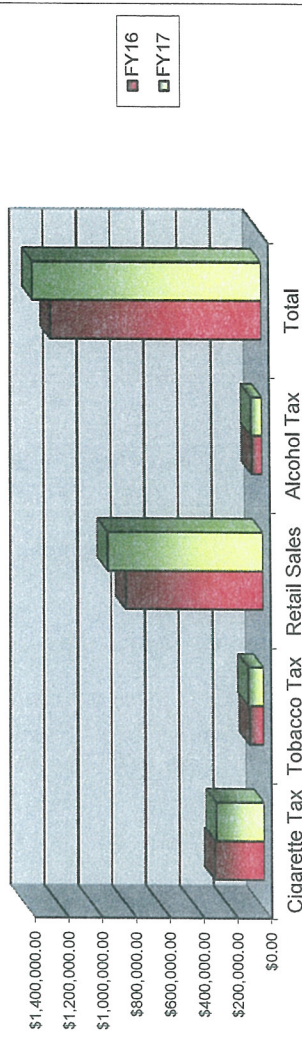
MV Gross Revenue Comparison - Year to Date



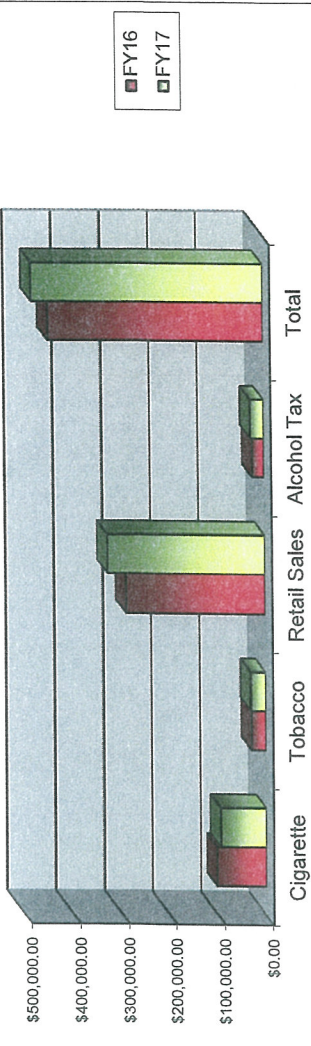
MV Gross Revenue Comparison - Month to Month



R & T Gross Revenue Comparison Year to Date



R & T Gross Revenue Comparison Month to Month







ႫႫႫ ႫႫႫ ႫႫႫႫႫႫ ႫႫႫႫႫ  
 Cherokee Nation Gaming Commission  
 Director's Report  
 3 february 2017

**2016 COMPACT FEE PAYMENTS**

	State	Fair Meadows	OHRC	Sub-Total	YTD
Jan	\$ 981,450.52	\$ 59,321.41	\$ 226,890.37	\$ 1,267,662.30	\$ 1,267,662.30
Feb	\$ 1,401,235.47	\$ 59,538.10	\$ 233,129.81	\$ 1,693,903.38	\$ 2,961,565.68
Mar	\$ 1,409,873.71	\$ 58,721.36	\$ 237,432.87	\$ 1,706,027.94	\$ 4,667,593.62
Apr	\$ 1,315,808.35	\$ 58,471.34	\$ 223,163.58	\$ 1,597,443.27	\$ 6,265,036.89
May	\$ 1,286,020.55	\$ 58,821.37	\$ 217,995.77	\$ 1,562,837.69	\$ 7,827,874.58
June*	\$ 1,224,242.81	\$ 58,254.66	\$ 202,382.61	\$ 1,484,880.08	\$ 9,312,754.66
July	\$ 1,373,302.96	\$ 61,621.60	\$ 257,946.96	\$ 1,692,871.52	\$ 11,005,626.18
Aug	\$ 1,266,900.52	\$ 55,371.10	\$ 208,421.36	\$ 1,530,692.98	\$ 12,536,319.16
Sept	\$ 1,241,011.14	\$ 55,454.44	\$ 208,737.16	\$ 1,505,202.74	\$ 14,041,521.90
Oct	\$ 1,213,225.65	\$ 57,104.57	\$ 213,288.67	\$ 1,483,618.89	\$ 15,525,140.79
Nov	\$ 1,256,915.84	\$ 56,887.88	\$ 209,724.11	\$ 1,523,527.83	\$ 17,048,668.62
Dec	\$ 1,350,631.84	\$ 56,604.53	\$ 225,531.74	\$ 1,632,768.11	\$ 18,681,436.73
YTD Adj.	\$ -	\$ -	\$ -	\$ -	\$ 18,681,436.73
<b>Total</b>	<b>\$ 15,320,619.36</b>	<b>\$ 696,172.36</b>	<b>\$ 2,664,645.01</b>	<b>\$ 18,681,436.73</b>	

\* Includes \$35,000 Annual Oversight Payment to State

NIGC Fee Payments	
March	\$ 73,521.00
June	\$ 73,521.00
September	\$ 73,521.00
December	\$ 75,225.80
<b>TOTAL</b>	<b>\$ 295,788.80</b>

<b>Total Compact &amp; NIGC Fee Payments</b>	<b>\$ 18,977,225.53</b>
--	-------------------------

**COMPACT FEE PAYMENT SUMMARY**

	State	Fair Meadows	OHRC	Sub-Total	LTD
2005	\$ 2,948,594.00	\$ 500,040.00	\$ 1,478,858.36	\$ 4,927,492.36	\$ 4,927,492.36
2006	\$ 7,629,889.06	\$ 1,788,222.63	\$ 7,238,117.75	\$ 16,656,229.44	\$ 21,583,721.80
2007	\$ 11,472,065.73	\$ 962,047.93	\$ 4,573,604.66	\$ 17,007,718.32	\$ 38,591,440.12
2008	\$ 11,656,274.15	\$ 765,407.17	\$ 3,457,394.08	\$ 15,879,075.40	\$ 54,470,515.52
2009	\$ 12,258,076.70	\$ 749,466.52	\$ 2,393,709.96	\$ 15,401,253.18	\$ 69,871,768.70
2010	\$ 12,530,548.89	\$ 654,902.38	\$ 2,245,073.51	\$ 15,430,524.78	\$ 85,302,293.48
2011	\$ 12,842,971.99	\$ 624,666.63	\$ 2,263,371.18	\$ 15,731,009.80	\$ 101,033,303.28
2012	\$ 13,191,133.21	\$ 635,500.83	\$ 2,429,283.07	\$ 16,255,917.11	\$ 117,289,220.39
2013	\$ 13,775,089.66	\$ 671,503.73	\$ 2,454,446.83	\$ 16,901,040.22	\$ 134,190,260.61
2014	\$ 13,491,207.55	\$ 694,488.92	\$ 2,468,666.10	\$ 16,654,362.57	\$ 150,844,623.18
2015	\$ 14,936,985.92	\$ 710,606.84	\$ 2,660,767.00	\$ 18,308,359.76	\$ 169,152,982.94
2016	\$ 15,320,619.36	\$ 696,172.36	\$ 2,664,645.01	\$ 18,681,436.73	\$ 187,834,419.67
<b>Total</b>	<b>\$ 111,795,850.94</b>	<b>\$ 8,046,246.74</b>	<b>\$ 31,002,525.50</b>	<b>\$ 187,834,419.67</b>	



LICENSING SUMMARY

Location	Key Employee	PMO	Total
Roland	228	113	341
Ramona	73	37	110
Catoosa	949	385	1,334
Catoosa - SS	9	1	10
WSS	423	172	595
Tahlequah	131	73	204
Sallisaw	70	39	109
Ft. Gibson	85	29	114
Corporate	89	124	213
SCC	70	36	106
CNGC	-	62	62
Grove	89	40	129
<b>TOTALS</b>	<b>2,216</b>	<b>1,111</b>	<b>3,327</b>

VENDOR LICENSES

Entity	Class A	Class C	Exempt	Total
Companies	105	-	8	113
Individuals	799	-	-	799



## GAMING MACHINES

Vendor	Catoosa	Cat SS	Ft. Gibson	Roland	Sallisaw	WSS	Ramona	Tahl.	SCV	Grove	Totals
<b>CLASS II</b>											
AGS	-	-	-	-	-	-	-	22	-	-	22
Bally	-	-	-	14	-	-	-	-	-	-	14
Cadillac Jack	20	-	8	8	6	8	-	8	-	-	58
Eclipse	-	-	-	-	-	-	-	27	-	-	27
GTAG/WMS	27	-	-	12	-	10	-	9	-	-	58
Multimedia	-	-	-	16	20	-	-	-	-	20	56
Nova	-	-	-	-	-	-	-	8	-	-	6
VGT	903	52	224	312	110	594	192	150	118	139	2,794
<b>Sub-Total</b>	<b>950</b>	<b>52</b>	<b>232</b>	<b>362</b>	<b>136</b>	<b>612</b>	<b>192</b>	<b>224</b>	<b>118</b>	<b>159</b>	<b>3,037</b>
<b>COMPACT</b>											
AGS	45	4	20	9	1	17	7	4	18	22	147
Ainsworth	51	-	6	22	6	27	8	14	8	22	164
Aristocrat	131	10	20	32	6	105	20	11	16	35	386
Aruze	52	-	18	24	-	33	14	10	14	12	177
Bally	238	6	56	84	14	147	59	30	26	37	697
Cadillac Jack	10	-	-	14	3	4	-	-	-	-	31
IGT	465	3	65	122	58	317	50	75	34	72	1,261
Konami	83	-	24	42	12	86	39	23	22	8	339
Multimedia	71	-	26	40	-	65	32	10	20	4	268
Nova	6	-	-	16	6	6	8	-	8	-	50
Speilo	24	-	9	16	-	18	6	-	-	-	73
VGT	-	-	-	-	-	-	-	-	-	-	-
WMS	210	7	18	67	19	113	26	13	16	26	515
<b>Sub-Total</b>	<b>1,386</b>	<b>30</b>	<b>262</b>	<b>488</b>	<b>125</b>	<b>938</b>	<b>269</b>	<b>190</b>	<b>182</b>	<b>238</b>	<b>4,108</b>
<b>Grand Total</b>	<b>2,336</b>	<b>82</b>	<b>494</b>	<b>850</b>	<b>261</b>	<b>1,550</b>	<b>461</b>	<b>414</b>	<b>300</b>	<b>397</b>	<b>7,145</b>
<b>Class II</b>	<b>950</b>	<b>52</b>	<b>232</b>	<b>362</b>	<b>136</b>	<b>612</b>	<b>192</b>	<b>224</b>	<b>118</b>	<b>159</b>	<b>3,037</b>
% of floor	40.67%	63.41%	46.96%	42.59%	52.11%	39.48%	41.65%	54.11%	39.33%	40.05%	42.51%
<b>Compact</b>	<b>1,386</b>	<b>30</b>	<b>262</b>	<b>488</b>	<b>125</b>	<b>938</b>	<b>269</b>	<b>190</b>	<b>182</b>	<b>238</b>	<b>4,108</b>
% of floor	59.33%	36.59%	53.04%	57.41%	47.89%	60.52%	58.35%	45.89%	60.67%	59.95%	57.49%
<b>TOTAL</b>	<b>2,336</b>	<b>82</b>	<b>494</b>	<b>850</b>	<b>261</b>	<b>1,550</b>	<b>461</b>	<b>414</b>	<b>300</b>	<b>397</b>	<b>7,145</b>

## CARD / TABLE GAMES

<b>Card &amp; Table Games</b>				
<b>Game</b>	<b>Catoosa</b>	<b>Roland</b>	<b>WSS</b>	<b>Total</b>
Poker	14	5	8	27
3-Card Poker	2	-	-	2
Prog. 3-Card Poker	-	1	1	2
Ult. Texas Hold'em	-	1	-	1
Progressive UTH	4	1	3	8
Blackjack	17	2	9	28
FreeBet Blackjack	4	1	1	6
21 + 3	2	1	2	5
Bonus Roulette	3	1	1	5
Bonus Craps	1	-	-	1
<b>TOTAL</b>	<b>47</b>	<b>13</b>	<b>25</b>	<b>85</b>

## HUMAN RESOURCES

January 2017

**NASON MORTON, EXECUTIVE DIRECTOR**  
Extension 5682

Human Resources is currently working on the revision of Cherokee Nation Human Resources Policies and Procedures (CNHRPP), Chapter III, portions of Chapter II and portions of Chapter V. Benefits. As of January 25, 2017, the total number of Employees is 3629. Of those employees, 2986 are Cherokee and 277 are members of another Federally recognized tribe.

### EMPLOYMENT

Processed	Monthly	YTD
Number of Employees Hired	51	51
% of Cherokees Hired	69	69
% of Indians Hired	2	2
# of Applications Received	420	420
# of Interview Panels Sent	63	63

### COMPENSATION

Processed	Monthly	YTD
# of Terminations	38	38
# of Voluntary Terminations	27	27
# of Involuntary Terminations	11	11

### BENEFITS

Processed	Monthly	YTD
Educational Reimbursement Requests	8	8
401(k) Distributions	53	53
401(k) Loans	18	18
401(k) Hardship	5	5
FMLA	31	31
COBRA	41	41
Short Term Disability	8	8

### EMPLOYEE RELATIONS & DEVELOPMENT

Orientations/Trainings Presented	Monthly	YTD
Trainings Presented	27	27



**RISK MANAGEMENT**  
**January 2017**  
**NASON MORTON, EXECUTIVE DIRECTOR**  
**Extension 5682**

**INSPECTIONS:**

Life Safety Code and OSHA Regulation inspections were conducted on the below sites:

- Food Distribution Program
- Jay Career Services Office
- Jay Food Distribution
- Newby Property
- Jay Tag Office
- Pryor Career Services
- Salina Food Outlet
- Cherokee Elders Council Inc.  
Rainbow House
- Wauhilla Head Start
- Nowata Food Distribution
- Cherokee Village Shopping Center,  
Suites
- Catoosa Career Services
- Sallisaw Career Services
- Sallisaw ICW Offices
- Sallisaw Tag Office
- Tsa La Gi Apartments
- Sallisaw Food Outlet
- Sallisaw Creek Park Barn and  
Corrals
- Collinsville Food Distribution
- Collinsville Tag Office
- Tulsa Career Services
- Dahlongah Warehouse
- Dahlongah Shop
- Stillwell Tribal Office
- Markoma Library

**CONSTRUCTION INSPECTIONS:**

- W.W. Keeler Complex 2<sup>nd</sup> Story Project
- ECU DOYA Classroom Re-Model (Water Damage)

**Technical Assistance:**

- Boiler Inspections
- Food Distribution- Overhead Storage Weight Limits (per square foot)
- Housing Authority Evacuation Plans