

Group: Marshal Service Month/Year of Report: January 2016
Executive Director: Shannon Buhl Phone: 918-207-3800
Email: shannon-buhl@cherokee.org

1. Budget Highlights-Please Refer to Monthly Financial Report

2. Program Highlights for December:

<u>District 1 412 North</u>	<u>District 2 412 South</u>
Information Report (3)	Information Report (10)
Warrants (0)	Warrants (10)
Other Agency Assists (25)	Other Agency Assists (122)
Warnings (0)	Warnings (3)
Citations (4)	Citations (28)
Alcohol/Drug Arrests (3)	Alcohol/Drug Arrests (9)
A&B/DV (2)	A&B/DV (0)
Burglary/Theft/Larceny (3) MVC (1)	Burglary/Theft/Larceny (2)
Auto Theft (1)	Auto Theft (2) Trespassing (1)
	Forcible Sodomy (1) Child Endangerment (1)

3. Special Operations:

Dive (0)
SWAT (0)
Task Force (24)

4. Accomplishments:

FLETC-Shannon Buhl
CJIS-Scott Craig, Kourtney Vann
SRO Seminar-John Timothy

5. Security:

Security Violations (2)
Vehicle Assists (18)
Incident Reports (3)

6. Facilities:

Claremore (0)
Hastings (3) EDO
Redbird Smith (0)
Three Rivers (0)

7. Community:

Franky Dreadfulwater
DARE-Bell, Cave Springs, Marble City Schools
School Bullying Presentation-Marble City School
Harvestfest-Bell, Drug Awareness-Elm Tree Church, Council Meeting-Barron
Fire Department, Fall Fest-Dahlongeah

8. Patrols:

District 1	202
District 2	<u>536</u>
Total	738

Cherokee Nation Election Commission

P.O. Box 1188, Tahlequah, OK 74465-1188

Email: election-commission@cherokee.org

Website: www.cherokee.org/elections



Phone: 918-458-5899

Toll Free: 1-800-353-2859

Fax: 918-458-6101

Rules Report December 2016

I. Budget Highlights

- a.) FY17 approved.

II. Program Highlights

- a.) Continuing internal audit with voters who have been identified having a bad address and deceased or relinquished voters.
- b.) Continuing to utilize the CN Recycle Office for used folders to use with the new filing system.
- c.) Candidate packets became available for distribution on December 01, 2016.
- d.) Absentee Ballot Request Forms became available on January 02, 2017.
- e.) *See attached statistical graph.

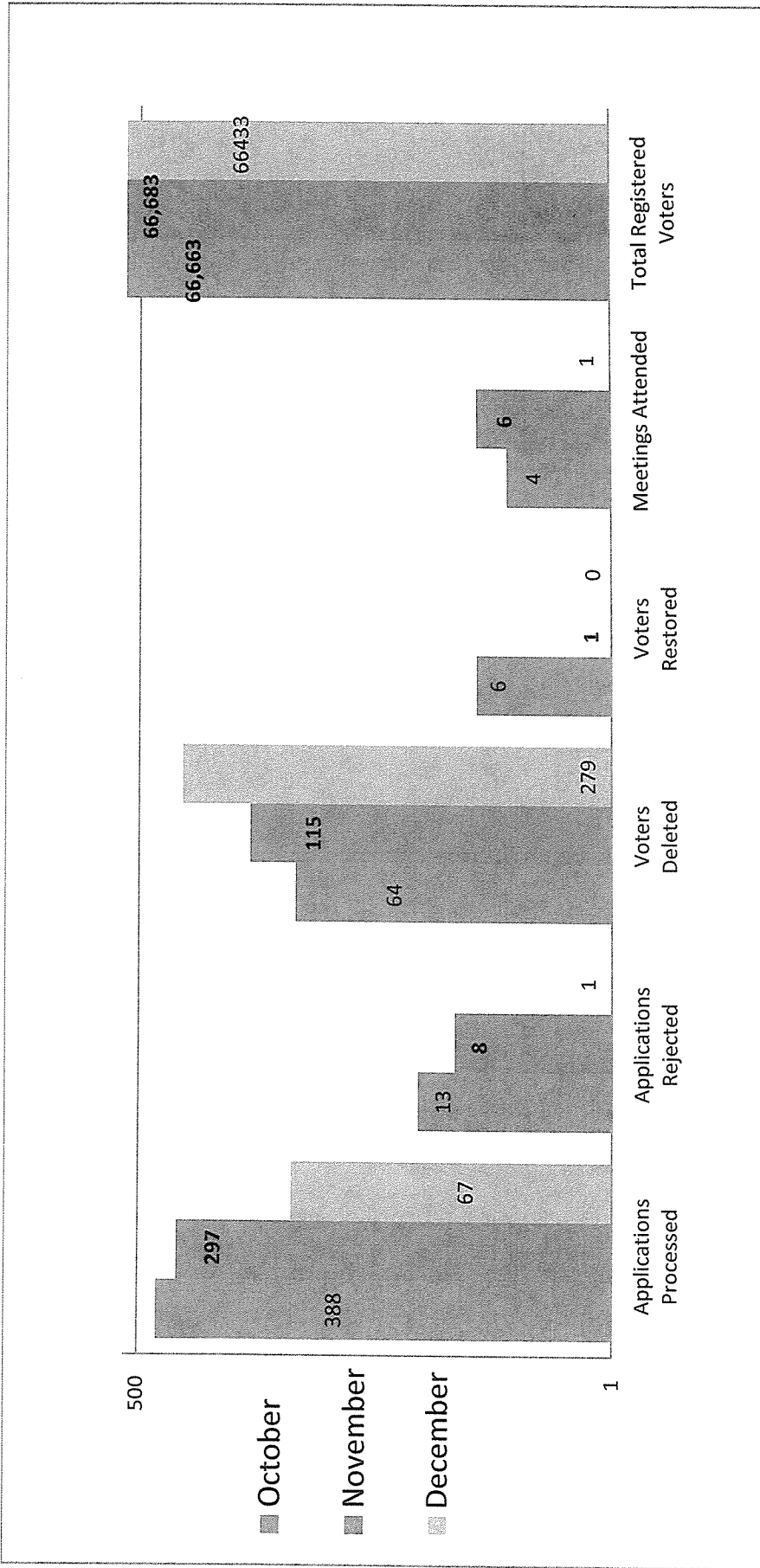
III. Accomplishments

- a.) CNEC is continuing to enhance our street guide database to accommodate district and precinct assignments.
- b.) CNEC has stayed current with monthly Tribal Registration deceased and relinquished citizen listings.
- c.) Continues to process Voter Registration Applications accordingly.
- d.) Election Services Director is providing election training on equipment and set-up with Staff and Commissioners to prepare for the 2017 election cycle.

IV. Future Plans and Initiatives

- a.) The office will not attend Community and Services Meetings beginning on December 1, 2016 until the end of the 2017 Election Cycle.
- b.) The office staff will be scheduling events to educate and register voters at area schools, vo-techs, and hospitals throughout the 2017 Election Cycle.
- c.) Filing for Candidacy will begin on February 06, 2017 and end on February 09, 2017.
- d.) Preparing for the 2017 Election Cycle.

Cherokee Nation Election Commission: December 2016 Report



- Meetings Attended in December
1. Cherokee Nation Open House 12-02



CHEROKEE NATION TRIBAL COUNCIL RULES COMMITTEE REPORT

Group: Tax Commission

Month/Year of Report: January, 2016

Group Leader: Sharon Swepston

Phone:

E-mail: Sharon-sweepston@cherokee.org

I. Budget Highlights

a.) Please refer to the monthly financial report from Finance.

II. Program Highlights

a.) Motor Vehicle


1. Year to Date Motor Vehicle revenue for FY17 compared to FY16 as of November 30th 2016 & November 30th 2015, had an overall increase of 5.11%.
2. The month to month revenue comparison for November 2015 (FY16) compared to November 2016 (FY17) shows an increase of 11.09%.
3. The detail for all areas of revenue for motor vehicle is shown on the attached graphs.
4. FY17 new tags issued in the Extended Jurisdictional Boundary for October 539, November 539.

b.) Revenue and Taxation Division

1. Year to Date Revenue and Taxation (Tobacco) for FY17 compared to FY16 as of November 30th 2016 & November 30th 2015, had an overall increase of 11.30%.
2. A month to month revenue comparison for November 2015 (FY16) compared to November 2016 (FY17) shows an increase of 8.89%.
3. The detail for all areas of tax is shown on the attached graphs.

c.) Future Plans/New Initiatives

1. The next Tax Commission meeting is scheduled for March 8, 2017 at 4:30 pm in the CNTC Conference room.
2. The Veterans Sales Tax Exemption Cards have been mailed out to all qualified applicants. As of December 28, 2016 we have mailed out 232 Veteran Sales Tax Exemption Cards. CNE has implemented their upgraded system to process the new sales tax exemptions for Cherokee veterans.
3. We have received our report for November 2016 purchases and payment from the State of Oklahoma and rebates are scheduled to be distributed to the retailers by or before January 15, 2017.

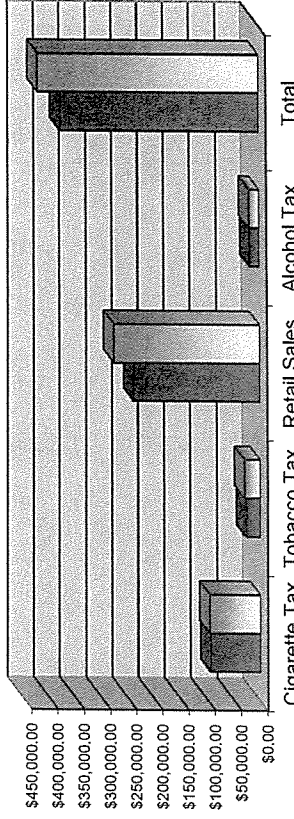


CHEROKEE NATION TAX COMMISSION

NOVEMBER, 2016

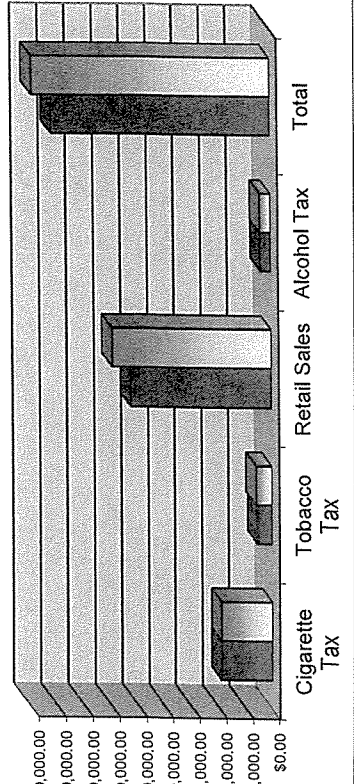
	Cigarette Tax	Tobacco Tax	Retail Sales	Alcohol Tax	Total
FY16	\$95,069.60	\$27,032.75	\$241,726.15	\$18,339.39	\$382,167.89
FY17	\$96,548.56	\$29,770.65	\$279,582.64	\$19,439.65	\$425,341.50
% of Change	1.56%	10.13%	15.66%	6.00%	11.30%

R & T Gross Revenue Comparison Year to Date



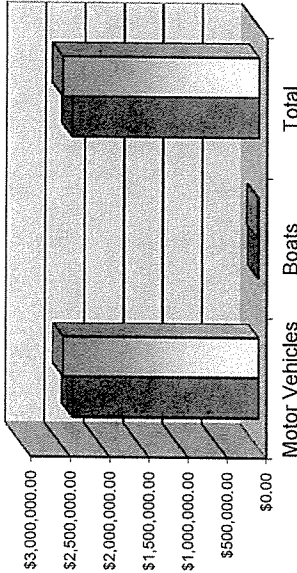
	Cigarette Tax	Tobacco Tax	Retail Sales	Alcohol Tax	Total
FY16	\$193,551.28	\$55,265.23	\$529,114.55	\$38,775.30	\$816,706.36
FY17	\$191,636.96	\$60,121.15	\$597,304.34	\$40,243.18	\$889,305.63
% of Change	-0.99%	8.79%	12.89%	3.79%	8.89%

R & T Gross Revenue Comparison Month to Month



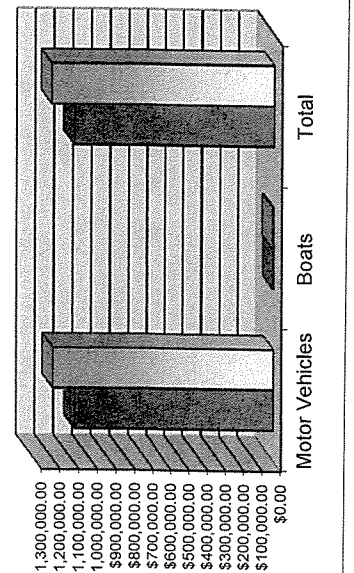
	Motor Vehicles	Boats	Total
FY16	\$2,377,682.31	\$13,304.83	\$2,390,987.14
FY17	\$2,492,366.33	\$20,847.84	\$2,513,214.17
% of Change	4.82%	56.69%	5.11%

IMV Gross Revenue Comparison - Year to Date



	Motor Vehicles	Boats	Total
FY16	\$1,081,890.21	\$6,213.98	\$1,088,104.19
FY17	\$1,199,407.29	\$9,394.53	\$1,208,801.82
% of Change	10.86%	51.18%	11.09%

IMV Gross Revenue Comparison - Month to Month



Group: Self Governance Month/Year of Report: November/December 2016
01/04/2017

Reporter: Karen Ketcher Phone: 918-772-4130 Email: karen-ketcher@cherokee.org

I. Budget Highlights – please refer to Monthly Financial Report

Description of Budget exceptions: No budget exceptions to report. All three of the Self Governance Analyst positions remain vacant.

II. Program Highlights

1. Staffing:

The Office of Self Governance is pleased to announce the appointment of a new staff member to our team. It is Mr. Bryan Shade, who has accepted the position of General Counsel for Self-Governance.

2 P.L. 102-477:


On December 27, 2016, the Nation submitted its P.L. 102-477 Year End Report for the period ending September 30, 2016. This report is the final report for the Three Year Plan beginning October 1, 2013 and ending September 30, 2016. The report provides a narrative overview of our statistical accomplishments for the year and an overview of both the Child Care Program and Career Services' ancillary programs that are so important in providing meaningful services to individuals.

3. Post-Election NIHB Transition Summit:

Bryan Shade and I attended the NIHB Presidential Transition Summit in Washington, DC on December 8, 2016. Among those on the Agenda were Congressman Tom Cole, R-OK, Senator John Testor, D-MT, and Mike Andrews, Staff Director, Senate Committee on Indian Affairs all of whom discussed what to expect for Tribal Health in the 115th Congress. Carlyle Begay from President Elect Trump's Native American Coalition also spoke concerning working with the White House and the new administration. The rest of the day was dedicated to policy discussions in the following areas: Deconstructing the Affordable Care Act (What would we keep if we could and what we won't miss, Preserving the Indian Healthcare Improvement Act, Medicaid Reform); Quality of Care Improvements at the Indian Health Service; Budget and appropriations opportunities and challenges; Tribal Consultation/Government-to-Government relationship; Special Diabetes Program for Indians - Building a public health infrastructure; Educating new administration officials and members of Congress.

DOI Budget submission:

Self-Governance staff and Financial Resources staff met with the BIA, Eastern Oklahoma Regional Office, Budget Officer to discuss the FY 2019 Tribal Budget Formulation and Unfunded Obligations.



ᑭᑭᑭᑭ ᑕᑭᑭ ᑭᑭᑭᑭᑭᑭ ᑕᑭᑭᑭᑭᑭ
Cherokee Nation Gaming Commission
Director's Report
8 January 2017

2016 COMPACT FEE PAYMENTS

	State	Fair Meadows	OHRC	Sub-Total	YTD
Jan	\$ 981,450.52	\$ 59,321.41	\$ 226,890.37	\$ 1,267,662.30	\$ 1,267,662.30
Feb	\$ 1,401,235.47	\$ 59,538.10	\$ 233,129.81	\$ 1,693,903.38	\$ 2,961,565.68
Mar	\$ 1,409,873.71	\$ 58,721.36	\$ 237,432.87	\$ 1,706,027.94	\$ 4,667,593.62
Apr	\$ 1,315,808.35	\$ 58,471.34	\$ 223,163.58	\$ 1,597,443.27	\$ 6,265,036.89
May	\$ 1,286,020.55	\$ 58,821.37	\$ 217,995.77	\$ 1,562,837.69	\$ 7,827,874.58
June*	\$ 1,224,242.81	\$ 58,254.66	\$ 202,382.61	\$ 1,484,880.08	\$ 9,312,754.66
July	\$ 1,373,302.96	\$ 61,621.60	\$ 257,946.96	\$ 1,692,871.52	\$ 11,005,626.18
Aug	\$ 1,266,900.52	\$ 55,371.10	\$ 208,421.36	\$ 1,530,692.98	\$ 12,536,319.16
Sept	\$ 1,241,011.14	\$ 55,454.44	\$ 208,737.16	\$ 1,505,202.74	\$ 14,041,521.90
Oct	\$ 1,213,225.65	\$ 57,104.57	\$ 213,288.67	\$ 1,483,618.89	\$ 15,525,140.79
Nov	\$ 1,256,915.84	\$ 56,887.88	\$ 209,724.11	\$ 1,523,527.83	\$ 17,048,668.62
Dec	\$ -	\$ -	\$ -	\$ -	\$ 17,048,668.62
YTD Adj.	\$ -	\$ -	\$ -	\$ -	\$ 17,048,668.62
	\$ 13,969,987.52	\$ 639,567.83	\$ 2,439,113.27	\$ 17,048,668.62	

* Includes \$35,000 Annual Oversight Payment to State

NIGC Fee Payments	
March	\$ 73,521.00
June	\$ 73,521.00
September	\$ 73,521.00
December	\$ 75,225.80
TOTAL	\$ 295,788.80

Total Compact & NIGC Fee Payments	\$ 17,344,457.42
--	-------------------------

COMPACT FEE PAYMENT SUMMARY

	State	Fair Meadows	OHRC	Sub-Total	LTD
2005	\$ 2,948,594.00	\$ 500,040.00	\$ 1,478,858.36	\$ 4,927,492.36	\$ 4,927,492.36
2006	\$ 7,629,889.06	\$ 1,788,222.63	\$ 7,238,117.75	\$ 16,656,229.44	\$ 21,583,721.80
2007	\$ 11,472,065.73	\$ 962,047.93	\$ 4,573,604.66	\$ 17,007,718.32	\$ 38,591,440.12
2008	\$ 11,656,274.15	\$ 765,407.17	\$ 3,457,394.08	\$ 15,879,075.40	\$ 54,470,515.52
2009	\$ 12,258,076.70	\$ 749,466.52	\$ 2,393,709.96	\$ 15,401,253.18	\$ 69,871,768.70
2010	\$ 12,530,548.89	\$ 654,902.38	\$ 2,245,073.51	\$ 15,430,524.78	\$ 85,302,293.48
2011	\$ 12,842,971.99	\$ 624,666.63	\$ 2,263,371.18	\$ 15,731,009.80	\$ 101,033,303.28
2012	\$ 13,191,133.21	\$ 635,500.83	\$ 2,429,283.07	\$ 16,255,917.11	\$ 117,289,220.39
2013	\$ 13,775,089.66	\$ 671,503.73	\$ 2,454,446.83	\$ 16,901,040.22	\$ 134,190,260.61
2014	\$ 13,491,207.55	\$ 694,488.92	\$ 2,468,666.10	\$ 16,654,362.57	\$ 150,844,623.18
2015	\$ 14,936,985.92	\$ 710,606.84	\$ 2,660,767.00	\$ 18,308,359.76	\$ 169,152,982.94
2016	\$ 13,969,987.52	\$ 639,567.83	\$ 2,439,113.27	\$ 17,048,668.62	\$ 186,201,651.56
	\$ 111,795,850.94	\$ 8,046,246.74	\$ 31,002,525.50	\$ 136,201,651.56	

LICENSING SUMMARY

Location	Key Employee	PMO	Total
Roland	231	110	341
Ramona	80	40	120
Catoosa	971	387	1,358
Catoosa - SS	9	1	10
WSS	422	165	587
Tahlequah	128	73	201
Sallisaw	71	39	110
Ft. Gibson	84	30	114
Corporate	89	124	213
SCC	68	36	104
CNGC	-	60	60
Grove	89	38	127
TOTALS	2,242	1,103	3,345

VENDOR LICENSES

Entity	Class A	Class C	Exempt	Total
Companies	107	-	10	117
Individuals	805	-	-	805

GAMING MACHINES

Vendor	Catoosa	Cat SS	Ft. Gibson	Roland	Sallisaw	WSS	Ramona	Tahl.	SCV	Grove	Totals
CLASS II											
AGS	-	-	-	-	-	-	-	22	-	-	22
Bally	-	-	-	22	-	-	-	-	-	-	22
Cadillac Jack	20	-	8	8	6	8	-	8	-	-	58
Eclipse	-	-	-	-	-	-	-	27	-	-	27
GTAG/WMS	27	-	-	12	-	10	-	9	-	-	58
Multimedia	-	-	-	16	20	-	-	-	-	20	56
Nova	-	-	6	-	-	-	-	8	-	-	6
VGT	903	52	224	312	110	594	192	150	118	139	2,794
Sub-Total	950	52	238	370	136	612	192	224	118	159	3,051
COMPACT											
AGS	45	4	20	12	1	17	7	1	18	22	147
Ainsworth	51	-	6	22	6	27	8	14	8	22	164
Aristocrat	119	10	20	32	6	105	20	11	16	35	374
Aruze	52	-	12	24	-	33	14	10	14	12	171
Bally	238	6	56	76	14	147	59	30	26	37	689
Cadillac Jack	10	-	-	11	3	4	-	-	-	-	28
IGT	477	3	65	122	58	315	50	75	34	72	1,271
Konami	83	-	24	42	12	86	39	23	22	8	339
Multimedia	71	-	26	40	-	65	32	10	20	4	268
Nova	6	-	-	16	6	6	8	-	8	-	50
Speilo	24	-	9	16	-	18	6	-	-	-	-
VGT	-	-	-	-	-	-	-	-	-	-	-
WMS	216	7	18	67	19	113	26	13	16	26	521
Sub-Total	1,392	30	256	480	125	936	269	187	182	238	4,095
Grand Total	2,342	82	494	850	261	1,548	461	411	300	397	7,146
Class II	950	52	238	370	136	612	192	224	118	159	3,051
% of floor	40.56%	63.41%	48.18%	43.53%	52.11%	39.53%	41.65%	54.50%	39.33%	40.05%	42.70%
Compact	1,392	30	256	480	125	936	269	187	182	238	4,095
% of floor	59.44%	36.59%	51.82%	56.47%	47.89%	60.47%	58.35%	45.50%	60.67%	59.95%	57.30%
TOTAL	2,342	82	494	850	261	1,548	461	411	300	397	7,146

CARD / TABLE GAMES

Card & Table Games				
Game	Catoosa	Roland	WSS	Total
Poker	14	5	8	27
3-Card Poker	2	-	-	2
Prog. 3-Card Poker	-	1	1	2
Ult. Texas Hold'em	-	1	-	1
Progressive UTH	4	1	3	8
Blackjack	17	2	9	28
FreeBet Blackjack	4	1	1	6
21 + 3	2	1	2	5
Bonus Roulette	3	1	1	5
Bonus Craps	1	-	-	1
TOTAL	47	13	25	85

HUMAN RESOURCES

December 2016

NASON MORTON, EXECUTIVE DIRECTOR
Extension 5682

Human Resources is currently working on the revision of Cherokee Nation Human Resources Policies and Procedures (CNHRPP), Chapter III, portions of Chapter II and portions of Chapter V. Benefits. As of December 21, 2016, the total number of Employees is 3629. Of those employees, 2989 are Cherokee and 279 are members of another Federally recognized tribe.

EMPLOYMENT

Processed	Monthly	YTD
Number of Employees Hired	17	420
% of Cherokees Hired	59	76
% of Indians Hired	12	11
# of Applications Received	216	3506
# of Interview Panels Sent	40	599

COMPENSATION

Processed	Monthly	YTD
# of Terminations	15	461
# of Voluntary Terminations	13	283
# of Involuntary Terminations	2	159

BENEFITS

Processed	Monthly	YTD
Educational Reimbursement Requests	5	43
401(k) Distributions	69	548
401(k) Loans	25	227
401(k) Hardship	4	50
FMLA	51	474
COBRA	37	488
Short Term Disability	22	178

EMPLOYEE RELATIONS & DEVELOPMENT

Orientations/Trainings Presented	Monthly	YTD
Trainings Presented	26	300

RISK MANAGEMENT
December 2016
NASON MORTON, EXECUTIVE DIRECTOR
Extension 5682

TRAINING:

Risk Management trained over 500 team members on the below listed program on the listed topics:

- ECU - Tornado, Earthquake, and Fire Extinguisher
- Jack Brown Center- Fire Extinguisher
- Tahlequah CDC - Fire Extinguisher, Back Safety, Hazard Communications
- Housing Authority - **RISK 101**

INSPECTIONS:

Life Safety Code and OSHA Regulation inspections were conducted on the below sites:

- Markoma Gym
- Markoma Boys Dorm
- Homeland Building
- Youth Shelter
- EMS
- Benefits
- Tribal Facilities Building
- Sam Hider Clinic

CONSTRUCTION INSPECTIONS:

- W.W. Keeler Complex 2nd Story Project

Technical Assistance:

- Pace Elder Care Christmas Party
- Cherokee Nation Employee Christmas Program
- EMS CASS Accreditation Inspection
- TCH Insurance and Bonding