

Group: Marshal Service Month/Year of Report: December 2016
 Executive Director: Shannon Buhl Phone: 918-207-3800
 Email: shannon-buhl@cherokee.org

1. Budget Highlights-Please Refer to Monthly Financial Report

2. Program Highlights for November:

<u>District 1 412 North</u>	<u>District 2 412 South</u>
Information Report (10)	Information Report (6)
Warrants (3)	Warrants (5)
Other Agency Assists (11)	Other Agency Assists (36)
Warnings (9)	Warnings (1)
Citations (4)	Citations (0)
Alcohol/Drug Arrests (2)	Alcohol/Drug Arrests (0)
A&B/DV (0)	A&B/DV (0)
Burglary/Theft/Larceny (2) Fraud (1)	Burglary/Theft/Larceny (0)
Elder Welfare Abuse (1)	Auto Theft (1)

3. Special Operations:

- Dive (0)
- SWAT (1)
- Task Force (22)

4. Accomplishments:

Red Spear-Marshal Service
 Breachers Symposium-Mike Roach, Tony Asbill, David Laney,
 Preston Oosahwee
 Grants Professional Association Conference-Suzanne Drywater, Cecelia
 Cecelia Muskrat, Cheryl Williams
 DEMA-Shannon Buhl, Danny Tanner
 CJIS-Scott Craig, Kourtney Vann
 Standing Rock-Shannon Buhl, Danny Tanner

5. Security:

- Security Violations (7)
- Vehicle Assists (27)
- Incident Reports (4)

6. Facilities:

Claremore (0)

Hastings (0)

Redbird Smith (0)

Three Rivers (0)

7. Community:

Shawna Roach-ECU-Car Seats, RAD, Active Shooter
Human Resources-ALICE

8. Patrols:

District 1 390

District 2 171

Total 561



CHEROKEE NATION TRIBAL COUNCIL RULES COMMITTEE REPORT

Group: Tax Commission

Month/Year of Report: December, 2016

Group Leader: Sharon Swepston

Phone:

E-mail: Sharon-sweepston@cherokee.org

I. Budget Highlights

- a.) Please refer to the monthly financial report from Finance.

II. Program Highlights

a.) Motor Vehicle

1. Year to Date Motor Vehicle revenue for FY17 compared to FY16 as of October 31st 2016 & October 31st 2015, had an overall increase of 0.12%.
2. The month to month revenue comparison for October 2015 (FY16) compared to October 2016 (FY17) shows an increase of 0.12%.
3. The detail for all areas of revenue for motor vehicle is shown on the attached graphs.
4. FY17 new tags issued in the Extended Jurisdictional Boundary for October 539.

b.) Revenue and Taxation Division

1. Year to Date Revenue and Taxation (Tobacco) for FY17 compared to FY16 as of October 31st 2016 & October 31st 2015, had an overall increase of 6.77%.
2. A month to month revenue comparison for October 2015 (FY16) compared to October 2016 (FY17) shows an increase of 6.77%.
3. The detail for all areas of tax is shown on the attached graphs.

c.) Future Plans/New Initiatives

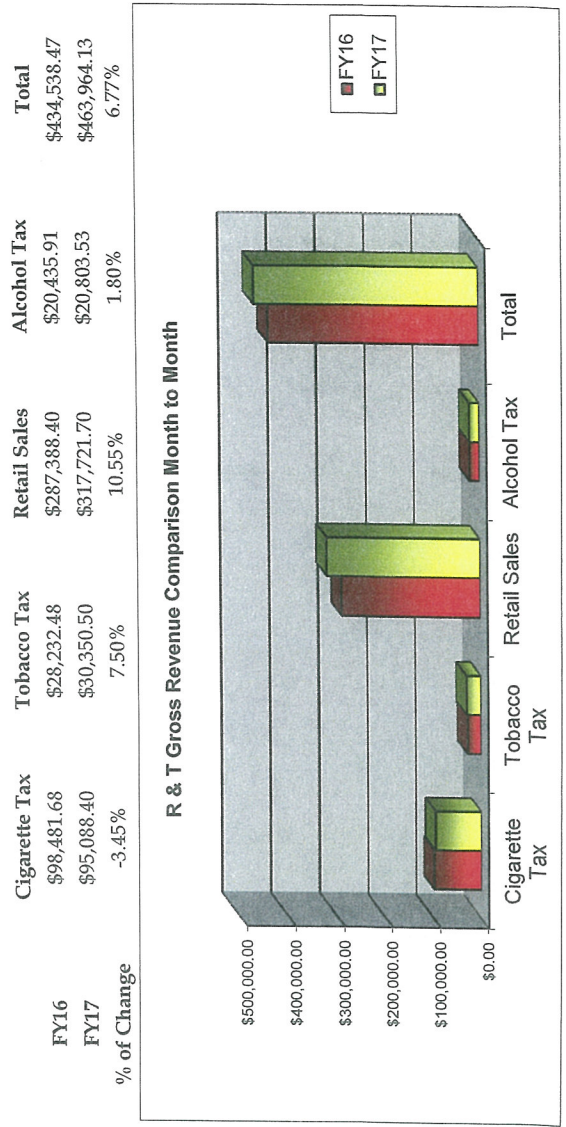
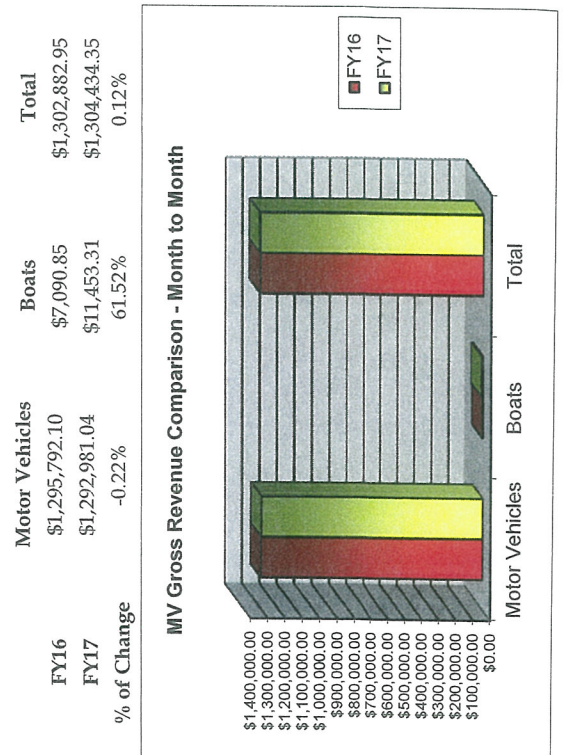
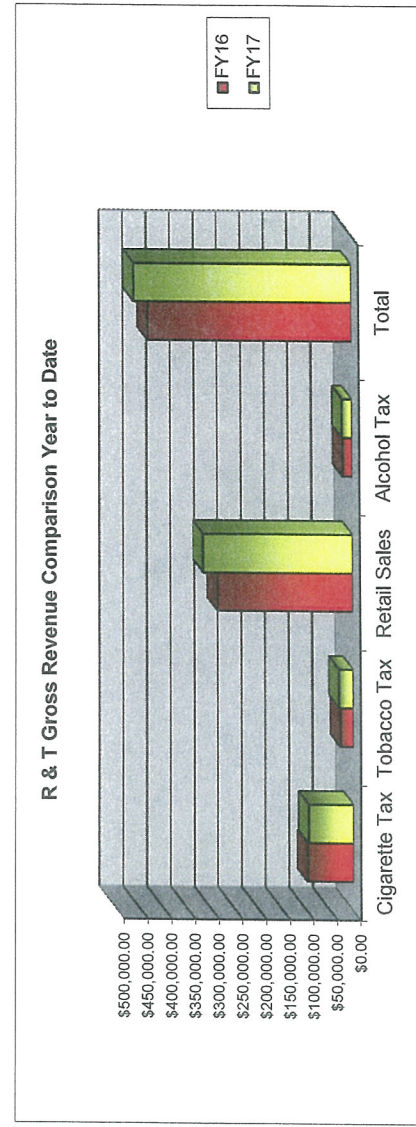
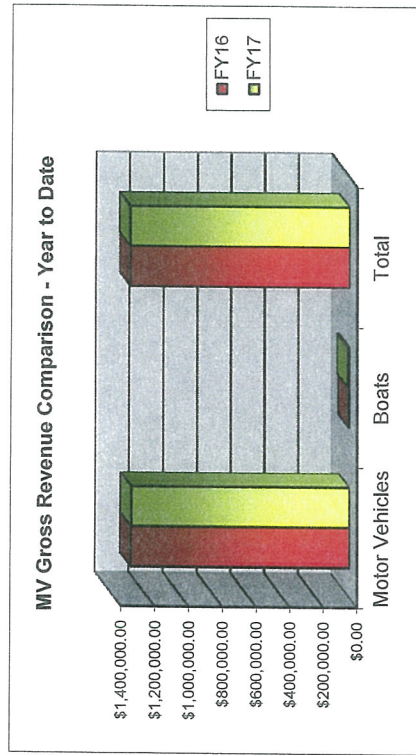
1. The next Tax Commission meeting is scheduled for December 7, 2016 at 4:30 pm in the CNTC Conference room.
2. The Veterans Sales Tax Exemption Cards have been mailed out to all qualified applicants. As of November 29, 2016 we have mailed out 231 Veteran Sales Tax Exemption Cards. CNE has implemented their upgraded system to process the new sales tax exemptions for Cherokee veterans.
3. We have received our report for October 2016 purchases and payment from the State of Oklahoma and rebates are scheduled to be distributed to the retailers by or before December 15, 2016.



CHEROKEE NATION TAX COMMISSION

OCTOBER, 2016

	Motor Vehicles	Boats	Total	Cigarette Tax	Tobacco Tax	Retail Sales	Alcohol Tax	Total
FY16	\$1,295,792.10	\$7,090.85	\$1,302,882.95	\$98,481.68	\$28,232.48	\$287,388.40	\$20,435.91	\$434,538.47
FY17	\$1,292,981.04	\$11,453.31	\$1,304,434.35	\$95,088.40	\$30,350.50	\$317,721.70	\$20,803.53	\$463,964.13
% of Change	-0.22%	61.52%	0.12%	-3.45%	7.50%	10.55%	1.80%	6.77%



Cherokee Nation Election Commission

P.O. Box 1188, Tahlequah, OK 74465-1188

Email: election-commission@cherokee.org

Website: www.cherokee.org/elections



Phone: 918-458-5899

Toll Free: 1-800-353-2859

Fax: 918-458-6101

Rules Report November 2016

I. Budget Highlights

- a.) FY17 approved.

II. Program Highlights

- a.) Continuing internal audit with voters who have been identified having a bad address and deceased or relinquished voters.
- b.) Continuing to utilize the CN Recycle Office for used folders to use with the new filing system.
- c.) Candidate packets will be available for distribution on December 01, 2016.
- d.) *See attached statistical graph and meetings attended in FY17.

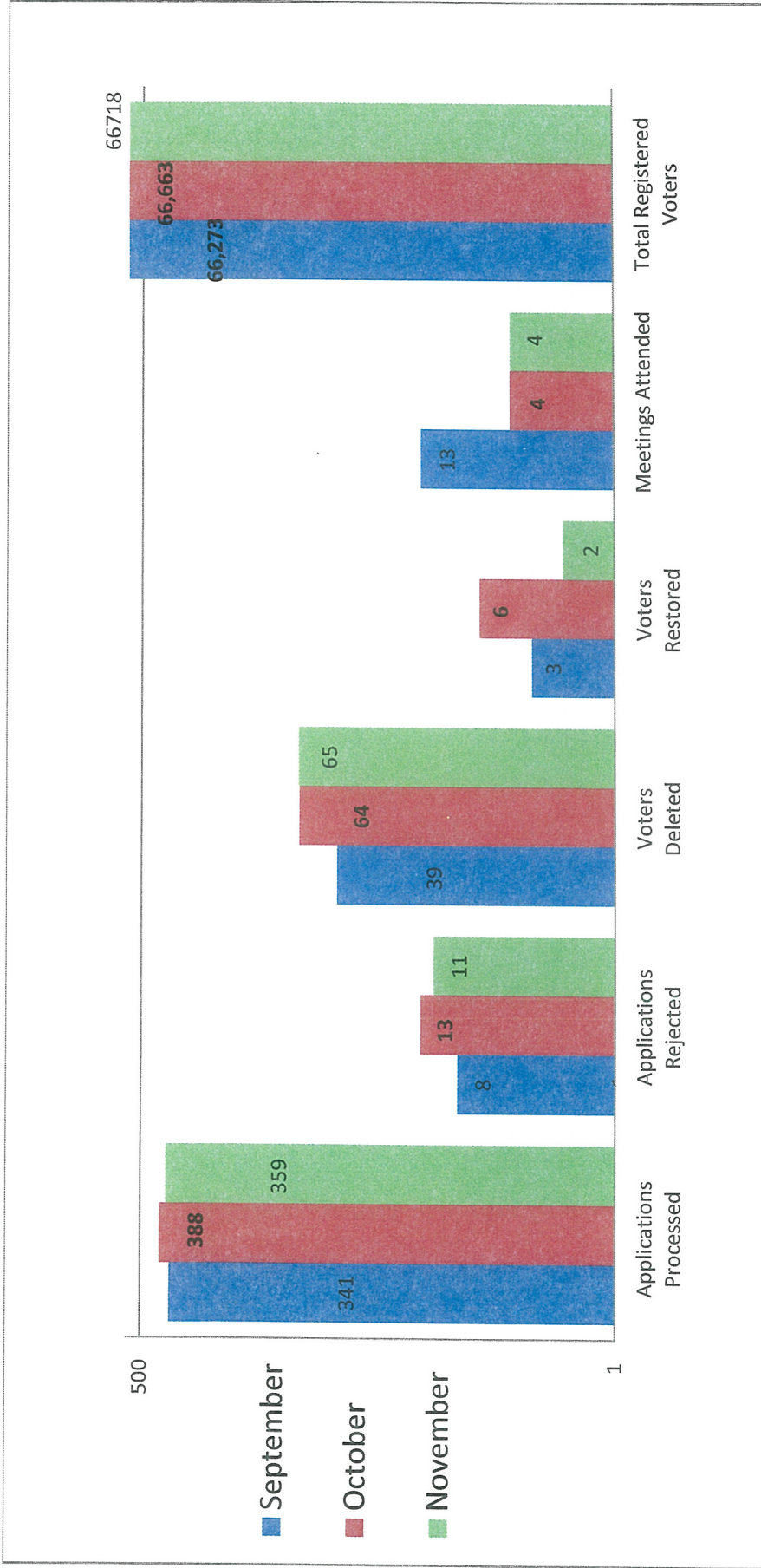
III. Accomplishments

- a.) CNEC is continuing to enhance our street guide database to accommodate district and precinct assignments.
- b.) CNEC has stayed current with monthly Tribal Registration deceased and relinquished citizen listings.
- c.) Continues to process Voter Registration Applications accordingly.

IV. Future Plans and Initiatives

- a.) The office will not attend Community and Services Meetings beginning on December 1, 2016 until the end of the 2017 Election Cycle.
- b.) The office staff will be scheduling events to educate and register voters at area schools, vo-techs, and hospitals throughout the 2017 Election Cycle.
- c.) Absentee Ballot Request Forms will become available on January 02, 2017.
- d.) Preparing for the 2017 Election Cycle.

Cherokee Nation Election Commission: November 2016 Report



Meetings Attended in November

1. Star of Bethlehem Church 11-4
2. SE TCC Services Meeting 11-5

Reporter: Karen Ketcher Phone: 918-772-4130 Email: karen-ketcher@chokeee.org

I. Budget Highlights – please refer to Monthly Financial Report

Description of Budget exceptions: No budget exceptions to report. All three of the Self Governance Analyst positions remain vacant.

II. Program Highlights

1. Memorandum of Understanding for Beneficiary Processes Program:

By letter dated November 3, 2016 the Office of the Special Trustee for American Indians, Washington, DC, transmitted a fully executed Memorandum of Understanding (MOU) between the Nation and the Office of the Special Trustee (OST) for the Nation’s Beneficiary Processes Program (BPP). This MOU is incorporated by agreement to the Nation’s Self-Governance Compact Agreement and Annual Funding Agreements. The purpose of the MOU is to detail the coordination, implementation, duties and responsibilities of each party of the Nation’s operation of the OST BPP.

2 Referenced Funding Agreement/Tribal Transportation Agreement:

Pursuant to the Cherokee Nation’s Tribal Transportation Program Agreement with the Department of Transportation, the Nation transmitted its FY 2017 Referenced Funding Agreement (RFA) to the Department of Transportation. The purpose of the RFA is to set forth specific conditions for FY 2017 funding under the Program Agreement, including terms that identify the specific programs, functions, services and activities to be performed, the funds provided, the time and method of payment, and such other provisions as may be needed

3. Tribal Interior Budget Council (TIBC):

The Interim Director attended the TBIC meeting the week of November 7, 2016. One of the main topics of discussion was the transition to the new administration. Some of the issues that were identified by the TIBC to be raised in the transition papers to the Assistant Secretary included adherence to the Consultation policy; establishing an OMB Advisory Council; establishing a DOI Advisory Council; continuance of the White House Advisory Council on Indian Affairs; Budget vs. continuing resolution; Roads improvement; water rights; the budget process itself with regard to the cross cutting budgets from other federal agencies; public safety and the transfer of funds from one agency/Department to another.



ᑭᑭᑭᑭ ᑤᑭᑭ ᑭᑭᑭᑭᑭᑭ ᑤᑭᑭᑭᑭ
Cherokee Nation Gaming Commission
Director's Report
10 november 2016

2016 COMPACT FEE PAYMENTS

	State	Fair Meadows	OHRC	Sub-Total	YTD
Jan	\$ 981,450.52	\$ 59,321.41	\$ 226,890.37	\$ 1,267,662.30	\$ 1,267,662.30
Feb	\$ 1,401,235.47	\$ 59,538.10	\$ 233,129.81	\$ 1,693,903.38	\$ 2,961,565.68
Mar	\$ 1,409,873.71	\$ 58,721.36	\$ 237,432.87	\$ 1,706,027.94	\$ 4,667,593.62
Apr	\$ 1,315,808.35	\$ 58,471.34	\$ 223,163.58	\$ 1,597,443.27	\$ 6,265,036.89
May	\$ 1,286,020.55	\$ 58,821.37	\$ 217,995.77	\$ 1,562,837.69	\$ 7,827,874.58
June*	\$ 1,224,242.81	\$ 58,254.66	\$ 202,382.61	\$ 1,484,880.08	\$ 9,312,754.66
July	\$ 1,373,302.96	\$ 61,621.60	\$ 257,946.96	\$ 1,692,871.52	\$ 11,005,626.18
Aug	\$ 1,266,900.52	\$ 55,371.10	\$ 208,421.36	\$ 1,530,692.98	\$ 12,536,319.16
Sept	\$ 1,241,011.14	\$ 55,454.44	\$ 208,737.16	\$ 1,505,202.74	\$ 14,041,521.90
Oct	\$ -	\$ -	\$ -	\$ -	\$ 14,041,521.90
Nov	\$ -	\$ -	\$ -	\$ -	\$ 14,041,521.90
Dec	\$ -	\$ -	\$ -	\$ -	\$ 14,041,521.90
YTD Adj.	\$ -	\$ -	\$ -	\$ -	\$ 14,041,521.90
	\$ 11,499,846.03	\$ 525,575.38	\$ 2,016,100.49	\$ 14,041,521.90	

* Includes \$35,000 Annual Oversight Payment to State

NIGC Fee Payments	
March	\$ 73,521.00
June	\$ 73,521.00
September	\$ 73,521.00
December	\$ -
TOTAL	\$ 220,563.00

Total Compact & NIGC Fee Payments	\$ 14,262,084.90
--	-------------------------

COMPACT FEE PAYMENT SUMMARY

	State	Fair Meadows	OHRC	Sub-Total	LTD
2005	\$ 2,948,594.00	\$ 500,040.00	\$ 1,478,858.36	\$ 4,927,492.36	\$ 4,927,492.36
2006	\$ 7,629,889.06	\$ 1,788,222.63	\$ 7,238,117.75	\$ 16,656,229.44	\$ 21,583,721.80
2007	\$ 11,472,065.73	\$ 962,047.93	\$ 4,573,604.66	\$ 17,007,718.32	\$ 38,591,440.12
2008	\$ 11,656,274.15	\$ 765,407.17	\$ 3,457,394.08	\$ 15,879,075.40	\$ 54,470,515.52
2009	\$ 12,258,076.70	\$ 749,466.52	\$ 2,393,709.96	\$ 15,401,253.18	\$ 69,871,768.70
2010	\$ 12,530,548.89	\$ 654,902.38	\$ 2,245,073.51	\$ 15,430,524.78	\$ 85,302,293.48
2011	\$ 12,842,971.99	\$ 624,666.63	\$ 2,263,371.18	\$ 15,731,009.80	\$ 101,033,303.28
2012	\$ 13,191,133.21	\$ 635,500.83	\$ 2,429,283.07	\$ 16,255,917.11	\$ 117,289,220.39
2013	\$ 13,775,089.66	\$ 671,503.73	\$ 2,454,446.83	\$ 16,901,040.22	\$ 134,190,260.61
2014	\$ 13,491,207.55	\$ 694,488.92	\$ 2,468,666.10	\$ 16,654,362.57	\$ 150,844,623.18
2015	\$ 14,936,985.92	\$ 710,606.84	\$ 2,660,767.00	\$ 18,308,359.76	\$ 169,152,982.94
2016	\$ 11,499,846.03	\$ 525,575.38	\$ 2,016,100.49	\$ 14,041,521.90	\$ 183,194,504.84
	\$ 111,795,850.94	\$ 8,046,246.74	\$ 31,002,525.50	\$ 183,194,504.84	

LICENSING SUMMARY

Location	Key Employee	PMO	Total
Roland	235	113	348
Ramona	89	40	129
Catoosa	972	377	1,349
Catoosa - SS	10	1	11
WSS	393	167	560
Tahlequah	131	75	206
Sallisaw	71	41	112
Ft. Gibson	85	32	117
Corporate	90	125	215
SCC	62	39	101
CNGC	-	58	58
Grove	5	1	6
TOTALS	2,143	1,069	3,212

VENDOR LICENSES

Entity	Class A	Class C	Exempt	Total
Companies	110	-	15	125
Individuals	827	-	-	827

GAMING MACHINES

Vendor	Catoosa	Cat SS	Ft. Gibson	Roland	Sallisaw	WSS	Ramona	Tahl.	SCV	WRD	Totals
CLASS II											
AGS	-	-	-	-	-	-	-	22	-	-	22
Bally	-	-	-	22	-	-	-	-	-	-	22
Cadillac Jack	20	-	8	8	6	8	8	8	-	-	66
Eclipse	-	-	-	-	-	-	-	27	-	-	27
GTAG/WMS	27	-	-	12	-	41	-	9	-	-	89
Multimedia	-	-	-	16	20	-	-	-	-	-	36
Nova	-	-	6	-	-	-	-	8	-	-	6
VGT	902	52	224	312	110	577	192	150	118	-	2,637
Sub-Total	949	52	238	370	136	626	200	224	118	-	2,913
COMPACT											
AGS	45	4	12	12	1	17	7	1	18	-	117
Ainsworth	45	-	6	22	6	27	8	14	8	6	142
Aristocrat	114	10	20	32	6	82	12	11	16	8	311
Aruze	52	-	12	24	-	33	14	10	14	-	159
Bally	248	6	56	76	14	148	59	30	26	29	692
Cadillac Jack	10	-	-	11	3	4	-	-	-	-	28
IGT	478	3	65	122	58	323	50	75	34	50	1,258
Konami	83	-	24	42	12	86	39	23	22	17	348
Multimedia	71	-	26	40	-	65	32	10	20	10	274
Nova	12	-	-	16	6	6	8	-	8	-	56
Speilo	24	-	9	16	-	18	6	-	-	-	73
VGT	-	-	-	-	-	-	-	-	-	112	112
WMS	214	7	26	67	19	113	26	13	16	18	519
Sub-Total	1,396	30	256	480	125	922	261	187	182	250	4,089
Grand Total	2,345	82	494	850	261	1,548	461	411	300	250	7,002
Class II	949	52	238	370	136	626	200	224	118	-	2,913
% of floor	40.47%	63.41%	48.18%	43.53%	52.11%	40.44%	43.38%	54.50%	39.33%	0.00%	41.60%
Compact	1,396	30	256	480	125	922	261	187	182	250	4,089
% of floor	59.53%	36.59%	51.82%	56.47%	47.89%	59.56%	56.62%	45.50%	60.67%	100.00%	58.40%
TOTAL	2,345	82	494	850	261	1,548	461	411	300	250	7,002

CARD / TABLE GAMES

Card & Table Games				
Game	Catoosa	Roland	WSS	Total
Poker	14	5	8	27
3-Card Poker	2	-	-	2
Prog. 3-Card Poker	-	1	1	2
Ult. Texas Hold'em	-	1	-	1
Ult. Heads Up Hold'em	-	-	-	-
Progressive UTH	4	1	3	8
Blackjack	17	2	9	28
FreeBet Blackjack	4	1	1	6
21 + 3	2	1	2	5
Bonus Roulette	3	1	1	5
Casino War	-	-	-	-
House Money	-	-	-	-
Bonus Craps	1	-	-	1
TOTAL	47	13	25	85

HUMAN RESOURCES

November 2016

NASON MORTON, EXECUTIVE DIRECTOR
Extension 5682

Human Resources is currently working on the revision of Cherokee Nation Human Resources Policies and Procedures (CNHRPP), Chapter III, portions of Chapter II and portions of Chapter V. Benefits. As of November 9, 2016, the total number of Employees is 3611. Of those employees, 2978 are Cherokee and 277 are members of another Federally recognized tribe.

EMPLOYMENT

Processed	Monthly	YTD
Number of Employees Hired	24	394
% of Cherokees Hired	67	77
% of Indians Hired	11	11
# of Applications Received	335	3148
# of Interview Panels Sent	48	534

COMPENSATION

Processed	Monthly	YTD
# of Terminations	13	446
# of Voluntary Terminations	12	270
# of Involuntary Terminations	1	157

BENEFITS

Processed	Monthly	YTD
Educational Reimbursement Requests	1	38
401(k) Distributions	21	479
401(k) Loans	7	202
401(k) Hardship	0	46
FMLA	40	423
COBRA	34	451
Short Term Disability	17	156

EMPLOYEE DEVELOPMENT

Orientations/Trainings Presented	Monthly	YTD
Trainings Presented	25	274

RISK MANAGEMENT
October 2016
NASON MORTON, EXECUTIVE DIRECTOR
Extension 5682

TRAINING:

Risk Management conducted *Risk 101* training for our external named insureds, i.e., personnel from HACN, CEC/PACE and Home Health. Topics included the property and casualty insurance program, required documentation for coverage additions, deletions, and to file claims; loss control services were discussed. Our loss engineer provided a session on EPL coverage. Staff from Attorney General's office provided information on tribal sovereignty and its application to each assured.

INSPECTIONS:

Life Safety Code and OSHA Regulation inspections are conducted on the following sites:

- Cherokee Nation Supreme Court Building
- Museum Tribal Cultural Tourism
- Museum/Interpretive Center
- Home Health Administration Building
- Home Health Center
- Home Health Facility
- Career Services Learning Center
- Shady Grove Public School Head Start
- Southgate Storage Unit
- CN Tribal Complex
- Child Care Enforcement Building
- Shady Grove Head Start
- Kenwood Head Start Center
- Salina Early Learning Academy
- Webbers Falls Head Start
- Cherry Tree Head Start
- Redbird Early Head Start

TECHNICAL ASSISTANCE:

- ECU Meeting October 4th
- Health Facilities Meeting October 11th
- ICW One Fire Field Children's Fun Day October 20th
- Human Resources Health Fair October 26th