



Cherokee Nation Tribal Council Health Committee Report

Claremore Indian Hospital

Month/Year of the report: February 2021

George L Valliere 918-342-6434

Email: george.valliere@ihs.gov

Accomplishments:

- **Staffing:** Recruiting for two Hospitalists and OB/GYN
- **Visits:** Outpatient visits for February up 20.3% over the same period the previous year.
- **Revenues:** Revenues for FY2021 decreased 13.1% over the same period the previous year.

Future Plans / New Initiatives:

- **New Services:**
 - Drive up COVID testing available by appoint thru Emergency Room
 - CIH began vaccinating all community members M-F and during special events.

Workload:

	<u>Actual numbers/month</u>		<u>CN</u>
Outpatient visits up	20.3%	27,849	12,093/(7,157 patients)
Dental visits down	70.0%	209	120
Admissions down	40.8%	45	44
Newborns down	38.1%	13	9
New charts		909	
Reactivated Charts		245	

These statistics are compared to FY2020 statistics for the same time period. (February)
Occupancy rate for February 2021: 15.0%

Third Party Collections:

February collections

Medicare:	\$ 1,069,423.90
Medicaid:	866,259.52
Private Insurance:	583,128.25
V.A.	<u>9,442.46</u>

\$ 2,528,254.13

Year-to-date collections for FY 2021: \$ 12,097,504.77

Amount billed for February 2021: \$ 4.7 million

Collections are down compared to FY2020 collections for same time period. \$ 1,832,898.61

Percentage of account receivables pending for claims > 120+ days: 13%

PRC Activities:

February cases

			<u>CN Patients</u>
Funded:	348 cases:	\$ 629,567.00	145
Denials:	396 cases:	\$ 436,616.00	118
Deferred:	188 cases:	\$ 306,364.00	26
CIH clinics:	12		
Ortho	28		

Files to Committee 972



Health Committee Report

April 2021



Highlights

Cherokee Nation Business Board of Directors and Management Team donated funds to purchase meals for healthcare employees as part of the “We love our Cherokee Health Heroes” week. Lunch was delivered to W.W. Hastings staff on February 23, 2021 as a thank you for all of the hard work and dedication during the COVID-19 Pandemic.

Very impressed with Dr Barnes, patient has never had a Dr more thorough or as knowledgeable as she is. Very thankful for her and the care the patient is receiving here at the clinic. Everyone has been very nice and has gone above and beyond to make him feel like he is important and that his healthcare is in good hands.

-Patient compliment

Health Committee Report

February 2021



216 surgical
procedures
performed during
February




54,596 total
COVID-19 tests
that have been
administered thru
Drive Thru testing



3,681 patients
were seen at the
ED/Urgent Care



534 new medical
charts were
established in
February



72 babies were
delivered at
Hastings Hospital



2,462 visits to
Behavioral Health



418 clients were
served by
Emergency
Medical Services



2,093 patients were
served by CN
Dental Services

Health Committee Report

Provider Recruitment

CNHS Provider
Vacancy Rate




IHS Provider
Vacancy Rate
Benchmark



Contract Health

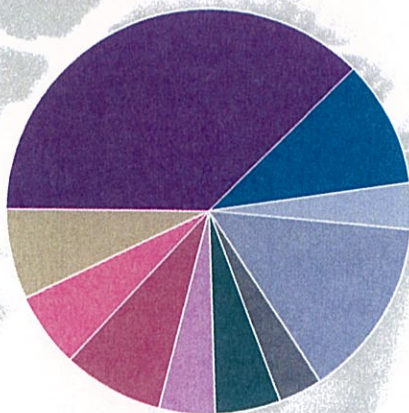
Projected annual expense



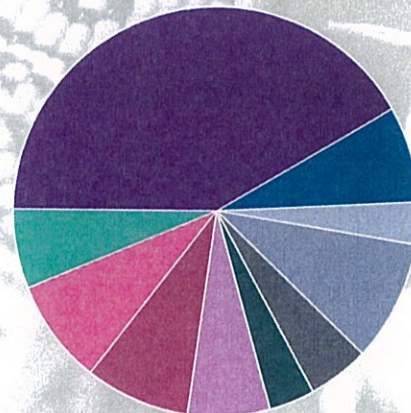
Referral Approval Rate



Monthly Visits by Location



YTD CHS Spend by Location

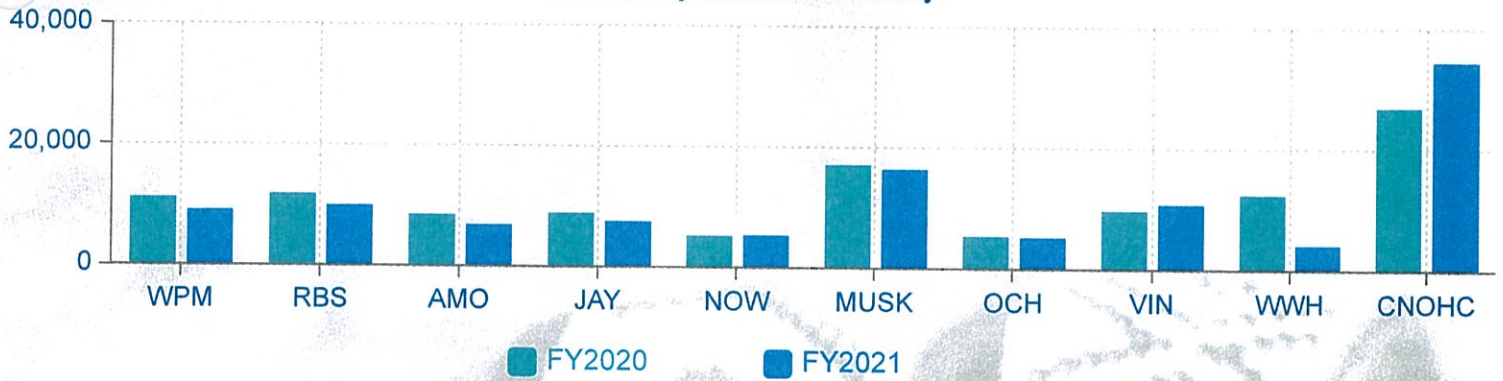


TAH	37%	VIN	10%	OCH	4%
TRHC	14%	NOW	4%	JAY	5%
AMO	4%	RBS	8%	WPM	6%
WWH	7%				

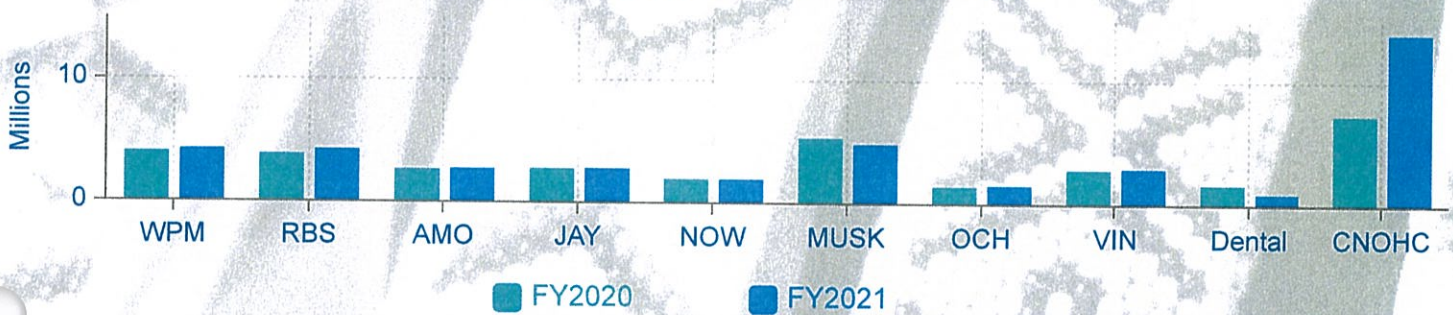
WWH	42%	VIN	8%	OCH	3%
TRHC	10%	NOW	5%	JAY	4%
AMO	7%	RBS	8%	WPM	8%
CIH	6%				

Patient Visits and Revenue


Ambulatory Care Visits: Monthly



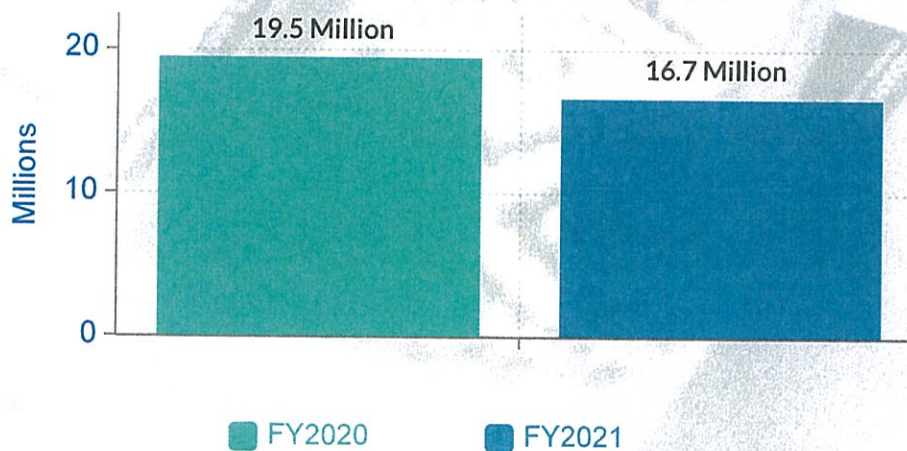
Ambulatory Care 3rd Party Revenue: Year to Date



Third Party Revenues Combined: Year to Date

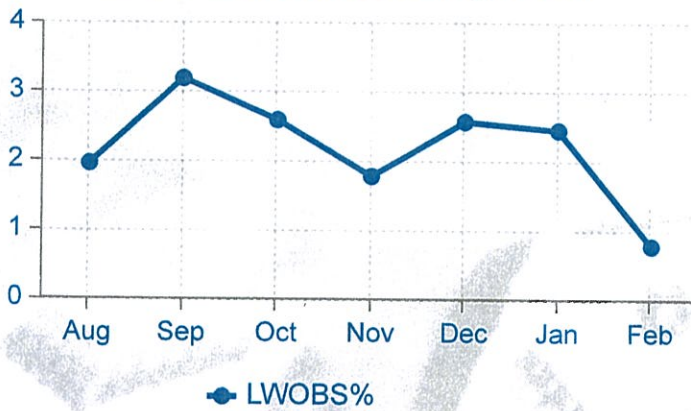


Third Party Revenue Comparison CN WW Hastings Hospital Year to Date



Service Summary

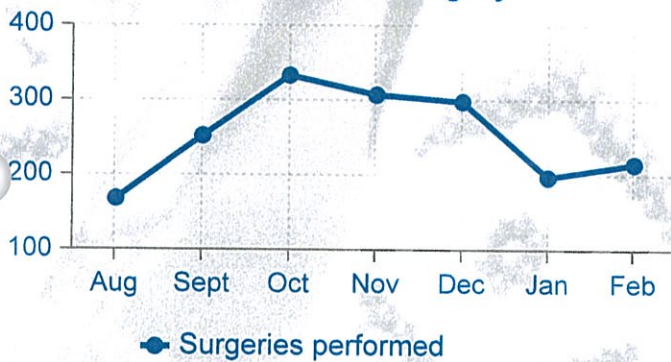
ED/UC Left Without Being Seen



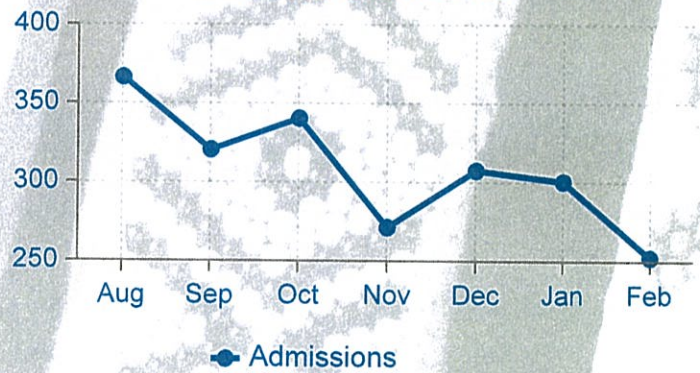
ED/UC Services Delivered



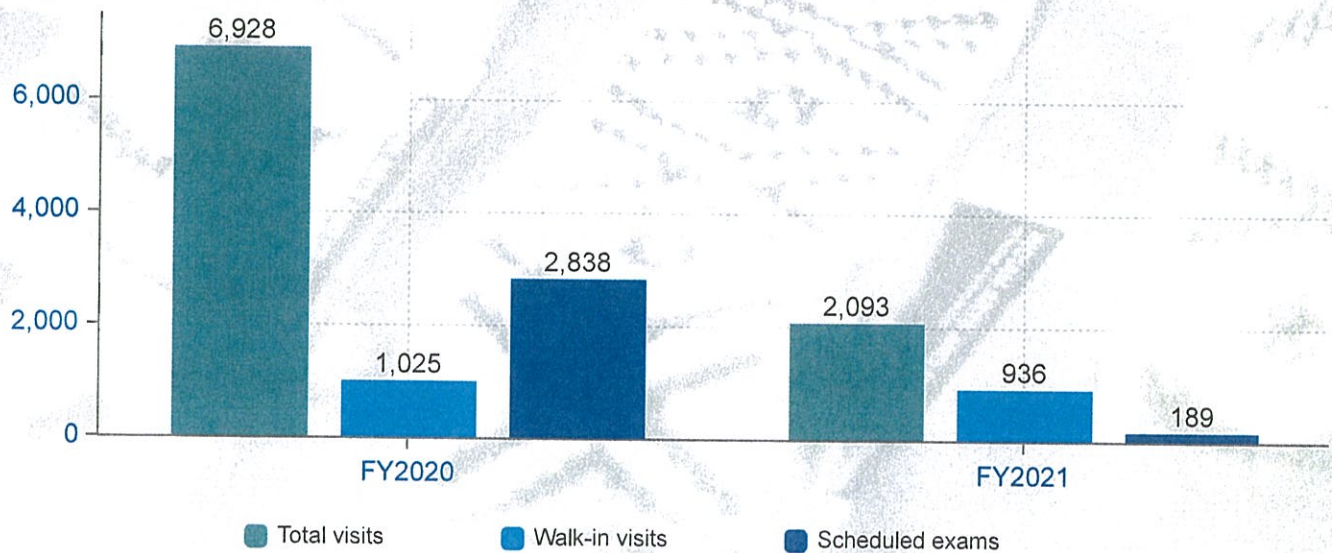
WWH General Surgery



WWH Inpatient Care



Dental Services: Monthly



COVID-19 Summary

February 2021



Epidemiologist Hotline calls:
2,440



Positive Cases Investigated:
746

