



Cherokee Nation Tribal Council Health Committee Report

Claremore Indian Hospital

Month/Year of the report: May 2021

George L Valliere 918-342-6434

Email: george.valliere@ihs.gov

Accomplishments:

- **Staffing:** Recruiting for Hospitalist and OB/GYN.
- **Visits:** Outpatient visits for May up 5.3% over the same period the previous year.
- **Revenues:** Revenues for FY2021 decreased 3.38% over the same period the previous year.

Future Plans / New Initiatives:

- New Services:
 - Drive up COVID testing still available by appoint thru Emergency Room
 - CIH still vaccinating all community members 12 years of age and older M-F.
 - Chiropractic Clinic reopened.

Workload:

	<u>Actual numbers/month</u>		<u>CN</u>
Outpatient visits up	5.3%	27,865	11,333/(6,016 patients)
Dental visits up	705.7%	419	280
Admissions down	26.2%	48	35
Newborns up	33.3%	24	15
New charts		452	
Reactivated Charts		50	

These statistics are compared to FY2020 statistics for the same time period. (May)
Occupancy rate for May 2021: 11.0%

Third Party Collections:

May collections

Medicare:	\$ 600,210.66
Medicaid:	641,118.99
Private Insurance:	960,461.91
V.A.	<u>39,532.44</u>

\$ 2,241,324.00

Year-to-date collections for FY 2021: \$ 20,212,722.37

Amount billed for May 2021: \$ 5.7 million

Collections are down compared to FY2020 collections for same time period. \$ 707,910.56

Percentage of account receivables pending for claims > 120+ days: 12%

PRC Activities:

May cases

			<u>CN Patients</u>
Funded:	470 cases:	\$ 856,468.00	165
Denials:	243 cases:	\$ 204,151.00	16
Deferred:	229 cases:	\$ 237,853.00	117
CIH clinics:	15		
Ortho	29		

Files to Committee 986



Health Committee Report

July 2021



Highlights

We had three reasons to celebrate healthcare in May, Hospital Week, Nurse's Week, and Emergency Medical Services (EMS) week. These events gave us the opportunity to both thank and celebrate the tireless and selfless efforts of those who work to improve and save the lives of others. The staff provides care and comfort to patients and are a healthy driving force within our community. The innovative ways in which they provide for our patients not only during the pandemic, but also on a daily basis is a true testament to their dedication to our mission, the patients and our program.

"WPMHC Contract Health has been phenomenal! They have been great to walk me through the referral process and answer any questions I have in a very professional manner. Thank you WPMHC!"

-Patient compliment

Health Committee Report

May 2021



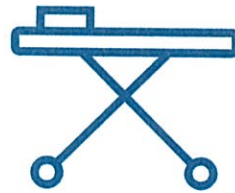
397 surgical
procedures
performed in May



512 clients were
served by Emergency
Medical Services



57,753 drive thru
Covid-19 tests
administered to date



4,742 patients
were seen at the
ED/Urgent Care



62 babies were
delivered at
Hastings Hospital



1820 clients were
served by CN
Behavioral Services



157 Women were
served by the Breast
& Cervical Cancer
Screening Program



985 patients received
Dietary Services

Health Committee Report

Provider Recruitment

CNHS Provider
Vacancy Rate




IHS Provider
Vacancy Rate
Benchmark



Contract Health

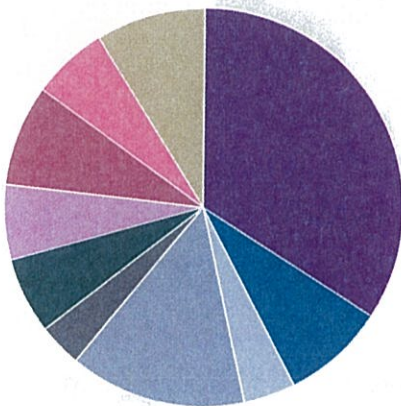
Projected annual
expense



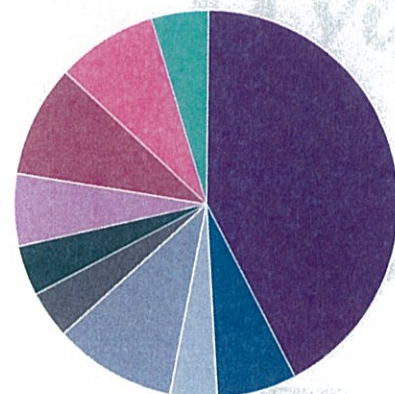
Referral Approval Rate



Monthly Visits by Location



YTD CHS Spend by Location

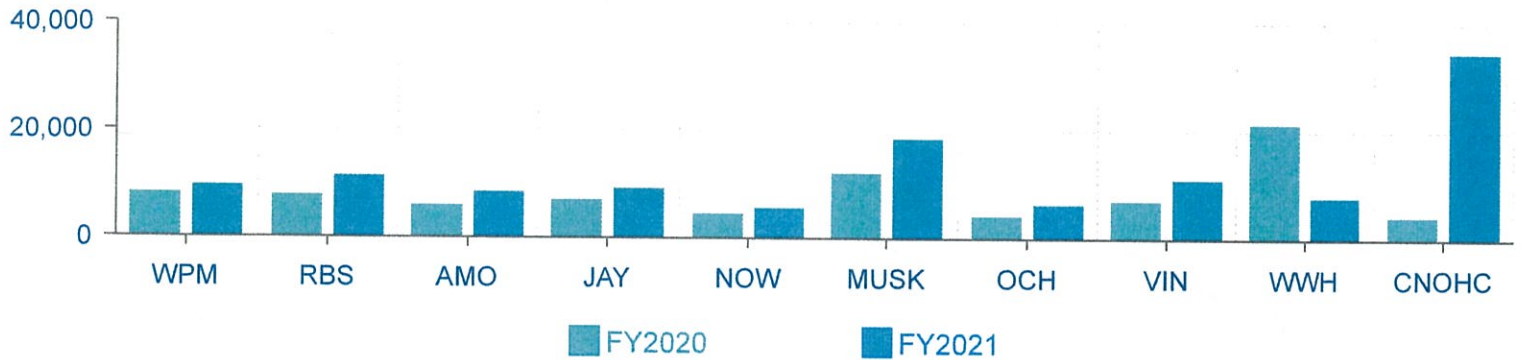


TAH	34.0%	VIN	8.3%
OCH	4.2%	TRHC	14.3%
NOW	3.5%	JAY	6.2%
AMO	6.1%	RBS	8.2%
WPM	6.1%	WWH	9.0%

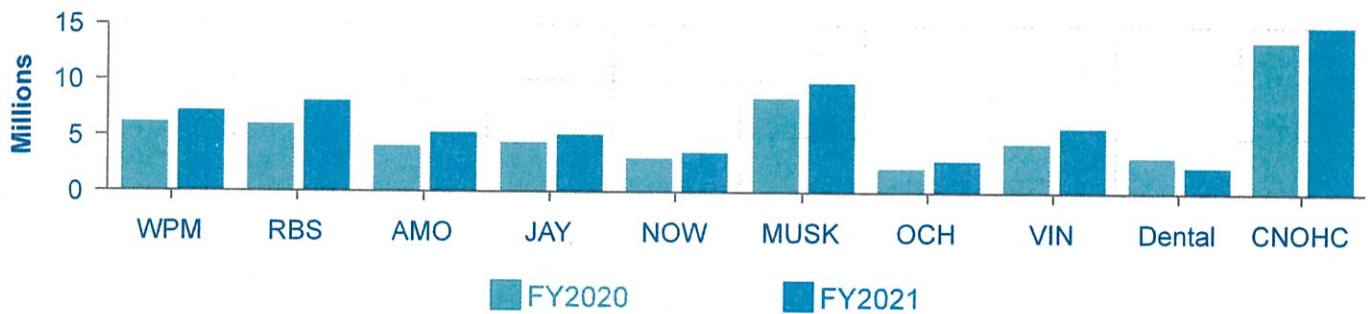
WWH	42.3%	VIN	6.6%
OCH	3.9%	TRHC	10.3%
NOW	4.0%	JAY	4.2%
AMO	6.0%	RBS	9.4%
WPM	8.5%	CIH	4.8%

Patient Visits and Revenue


Ambulatory Care Visits: Monthly



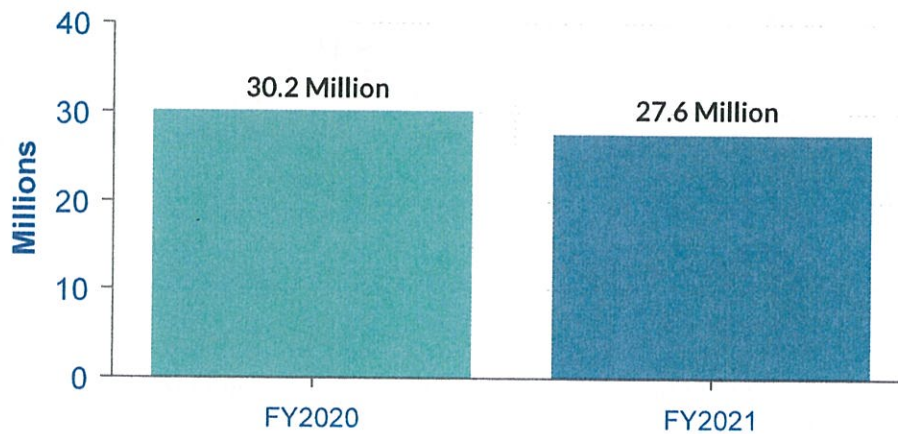
Ambulatory Care 3rd Party Revenue: Year to Date



Third Party Revenues Combined: Year to Date

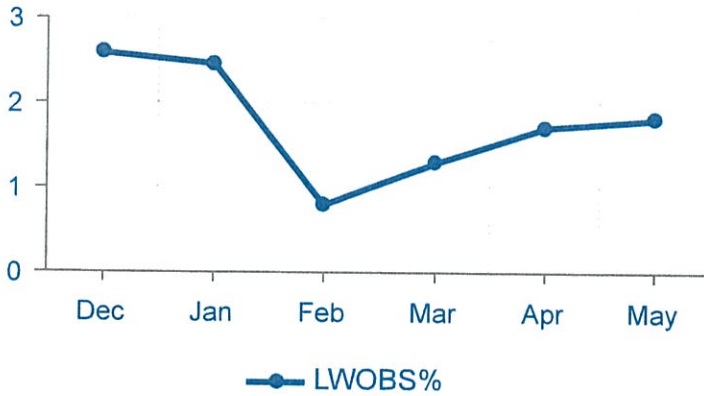


Third Party Revenue Comparison CN WW Hastings Hospital Year to Date



Service Summary

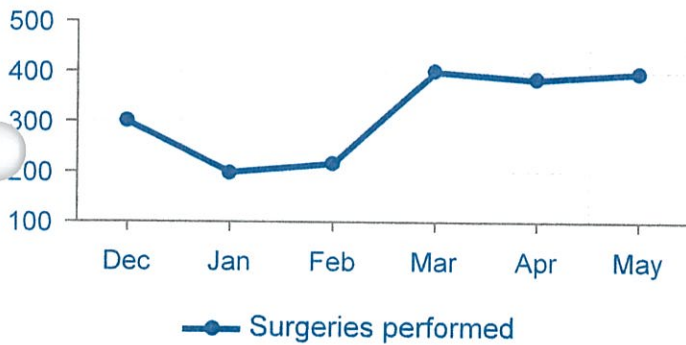
ED/UC Left Without Being Seen



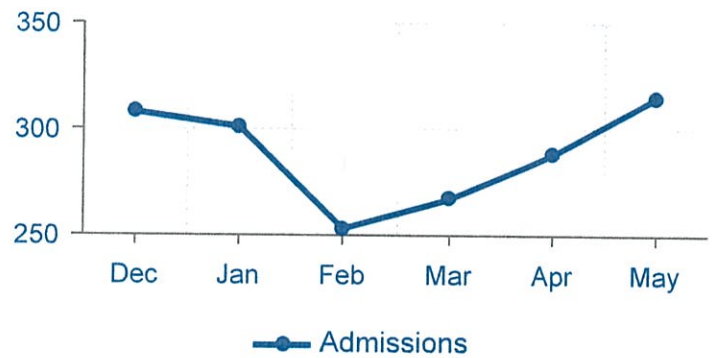
ED/UC Services Delivered



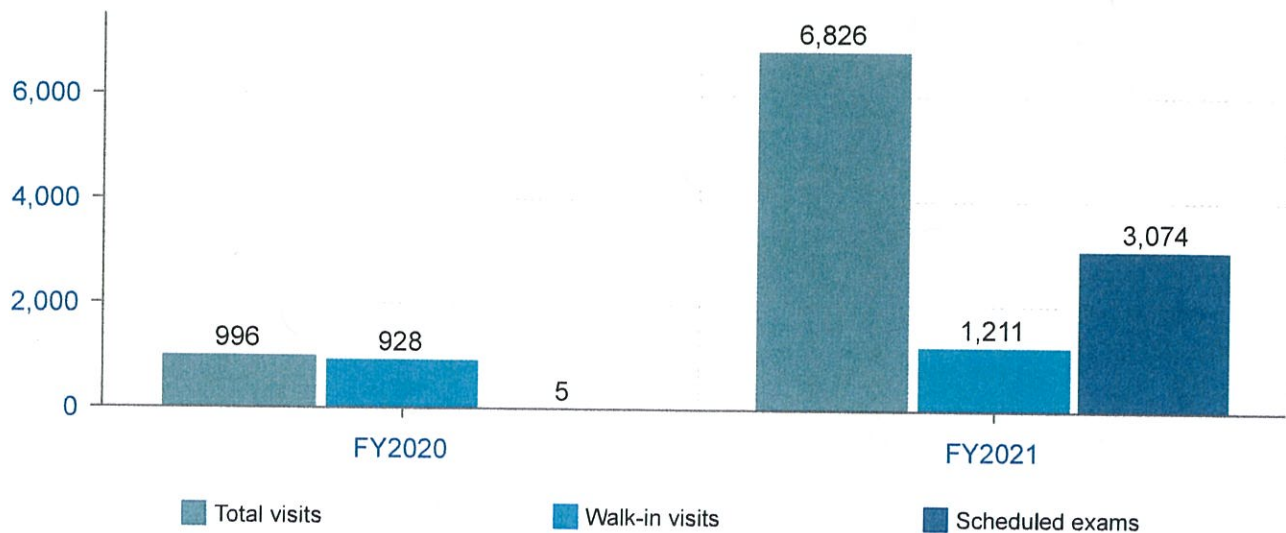
WWH General Surgery



WWH Inpatient Care



Dental Services: Monthly



COVID-19 Summary

May 2021



Epidemiologist Hotline calls:
398



Positive Cases Investigated:
92



Daily Follow-up Calls:
1,788

COVID-19 Vaccine Distribution May 2021

