



GWYØ DBP

CHEROKEE NATION®
HUMAN SERVICES

TRIBAL COUNCIL
MONTHLY REPORT

July 2021

JENNIFER KIRBY

Interim Executive Director

Email: jennifer-kirby@cherokee.org

Phone: (918) 453-5150

TRICIA PEOPLES

Senior Director of Child Care & Development

Email: tricia-peoples@cherokee.org

Phone: (918) 453-5045

JENNIFER KIRBY

Interim Director of Family Assistance

Email: jennifer-kirby@cherokee.org

Phone: (918) 453-5150

LOU STRETCH

Senior Director of Indian Child Welfare

Email: lou-stretch@cherokee.org

Phone: (918) 453-7480

KARA PASQUA

Director of Child Support Services

Email: kara-pasqua@cherokee.org

Phone: (918) 453-4127

LINDA VANN

Director of Youth Services & Special Projects

Email: linda-vann@cherokee.org

Phone: (918) 458-4440

PENNY NORSEWORTHY

Director of Finance

Email: penny-norseworthy@cherokee.org

Phone: (918) 453-5375

EMPLOYEES 387.5

VACANCIES 94

VOLUNTEERS 25



GWAY D8F
CHEROKEE NATION®
HUMAN SERVICES
TRIBAL COUNCIL MONTHLY REPORT

TABLE OF CONTENTS

<u>Cherokee First</u>	<u>4</u>
Community Youth	4
Community Adult	4
<u>Child Care & Development</u>	<u>5 – 6</u>
Child Care Development Centers	5
Subsidy	5
Resource & Referral	6
Licensing & Monitoring	6
Home Visiting	6
<u>Family Assistance</u>	<u>7 – 11</u>
Food Distribution	7
BIA Social Services	8
Burial Assistance	8
Elder Services	9
LIHEAP	10
NAHASDA	10
Tribal Emergency Assistance.....	11
School Clothing Programs	11
<u>Indian Child Welfare</u>	<u>12 – 16</u>
Programs with Court Interaction	12 – 13
Eligibility Notices, Prevention, & Intervention	14
Child Protective Services	15
Certification & Placement Services	16
<u>Office of Child Support</u>	<u>17 – 19</u>
<u>Youth Services & Special Projects</u>	<u>20 – 21</u>
John A. Ketcher Youth Services Center	20
Youth Services	20 – 21

CHEROKEE FIRST

ADMINISTRATIVE OFFICER – JANELL SMITH

PROGRAMS:

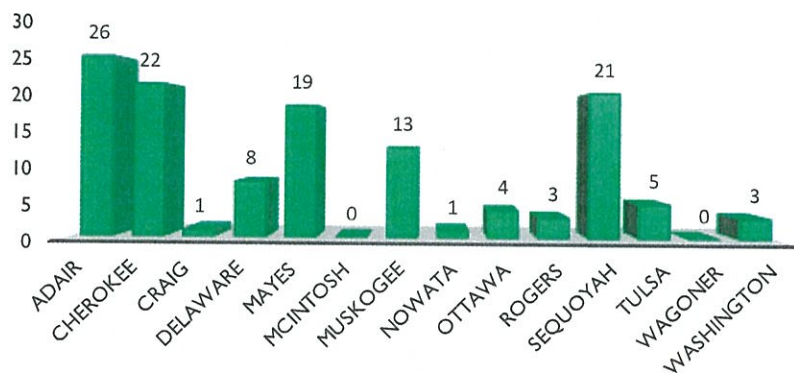
Community Youth
Community Adult

EMPLOYEES 4
VACANCIES 0
VOLUNTEERS 2

Total Amount Distributed This Month: \$33,000

Community Youth

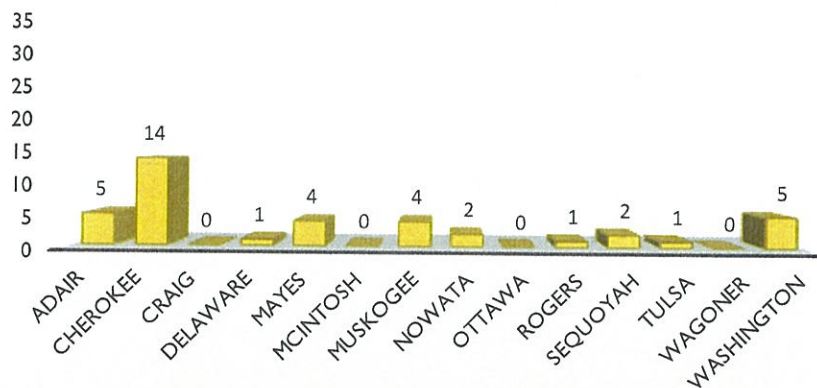
Community Youth Applications by County



Total Number of Youth Clients: 126

Community Adult

Community Adult Applications by County



Total Number of Adult Clients: 39

CHILD CARE & DEVELOPMENT

SENIOR DIRECTOR – TRICIA PEOPLES

PROGRAMS:

Child Care Development Centers

Subsidy

Resource & Referral

Licensing & Monitoring

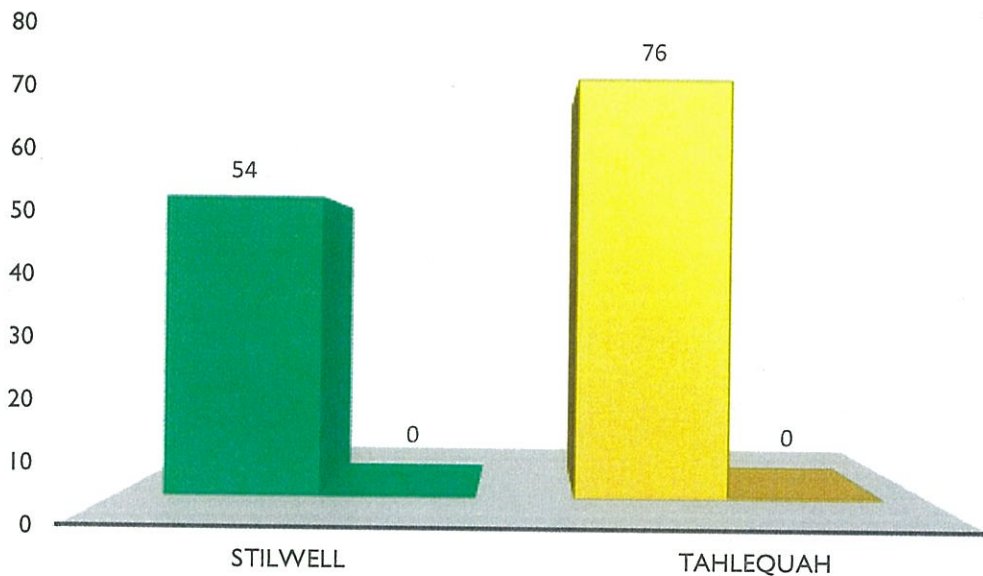
Home Visiting

EMPLOYEES 112

VACANCIES 25

VOLUNTEERS 0

Child Care Development Centers



Subsidy

Children Receiving 1,995

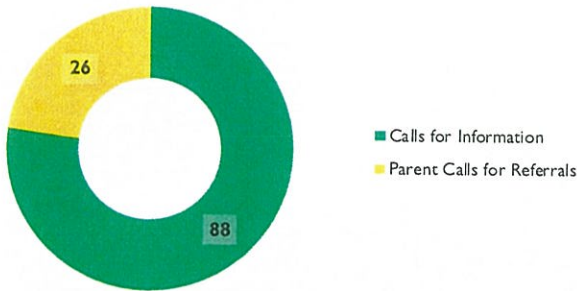
Amount Distributed \$1,669,406

Average Distribution Per Child \$836.79

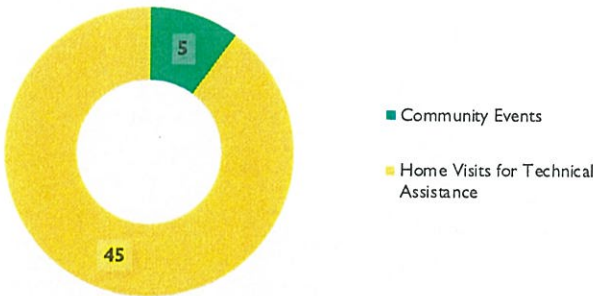
Resource & Referral

Children Receiving Home Visits	5
Trainings for the Month	4

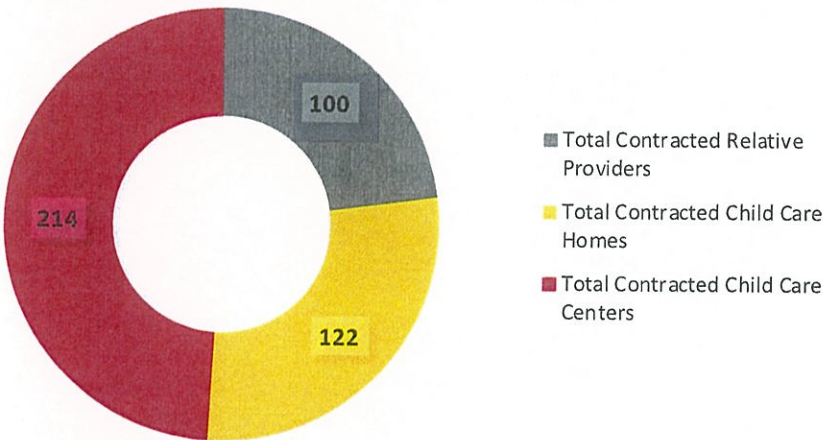
Calls Received



Program Efforts



Licensing & Monitoring



Home Visiting

Home Visits	13
Total Clients	10
New Clients	1
Total Number of Graduates	0
Total Enrolled Overall	10

FAMILY ASSISTANCE

INTERIM DIRECTOR – JENNIFER KIRBY

PROGRAMS:

Food Distribution

BIA Social Services

Burial Assistance

Elder Services

LIHEAP

NAHASDA

Tribal Emergency Assistance


School Clothing Assistance

EMPLOYEES 119

VACANCIES 2

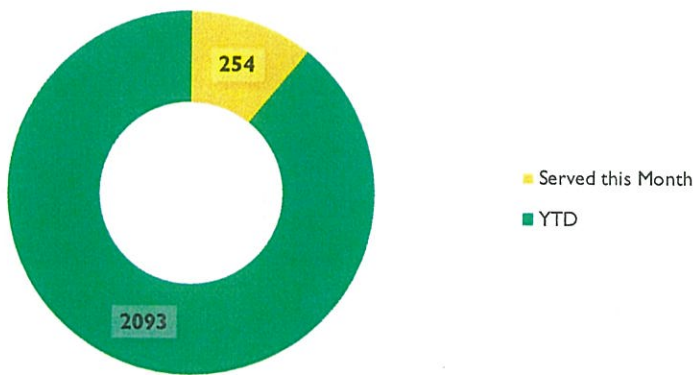
VOLUNTEERS 23

Food Distribution

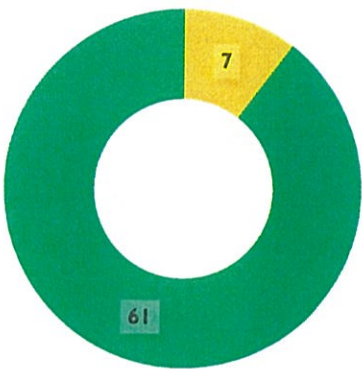


BIA Social Services

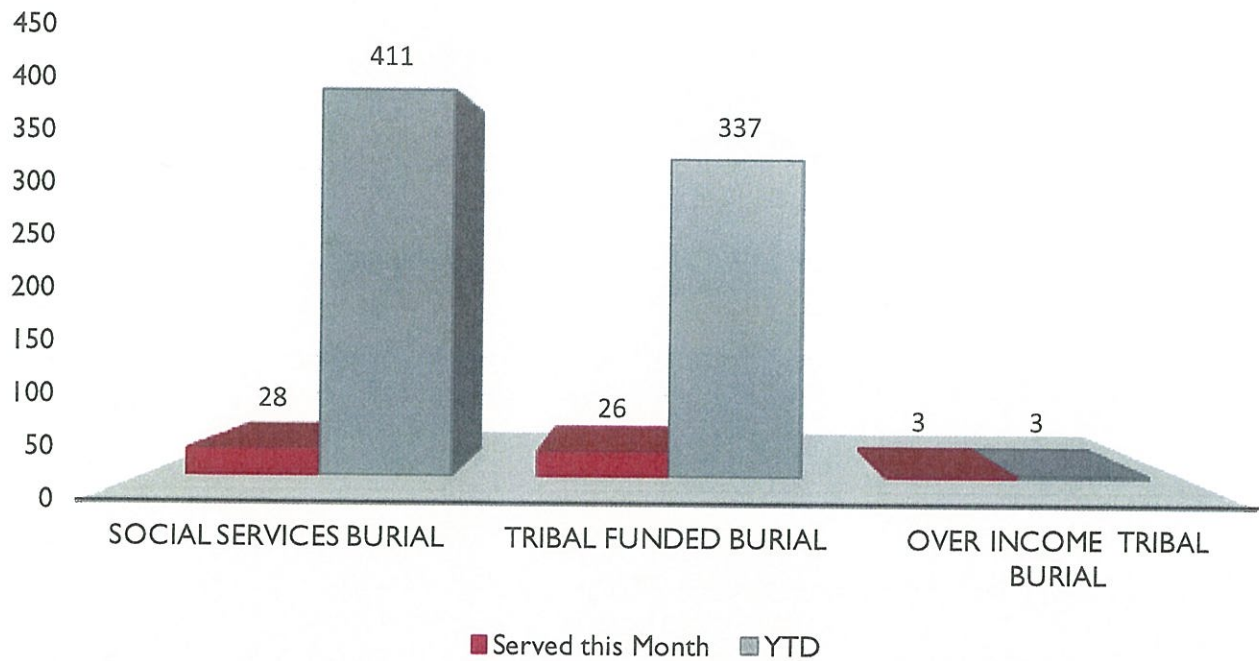
General Assistance



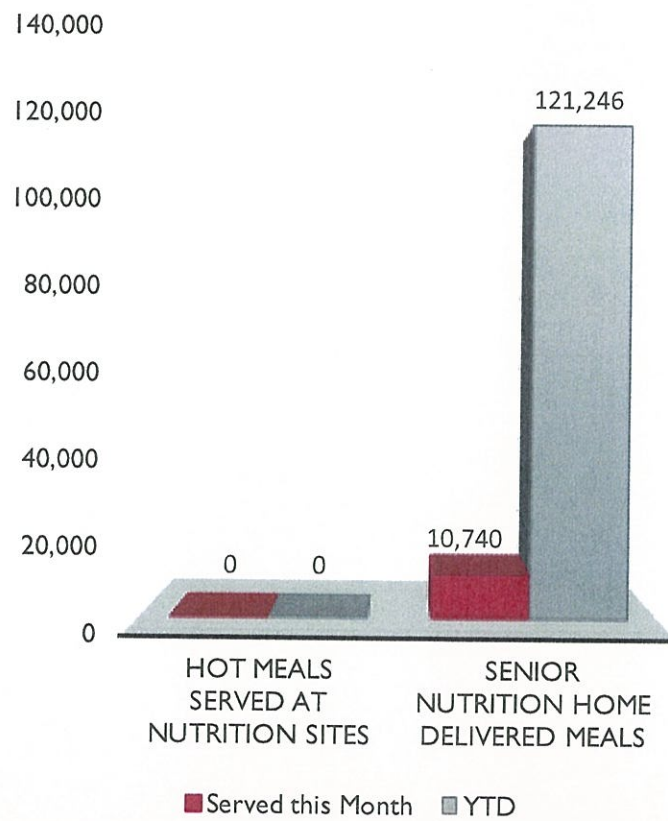
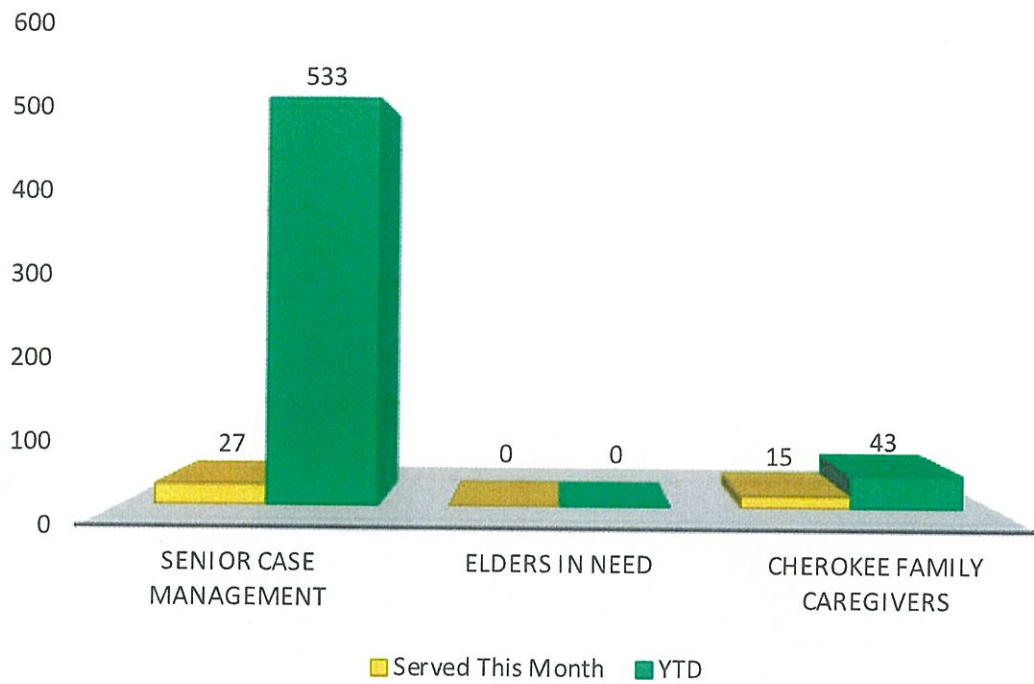
Emergency Assistance



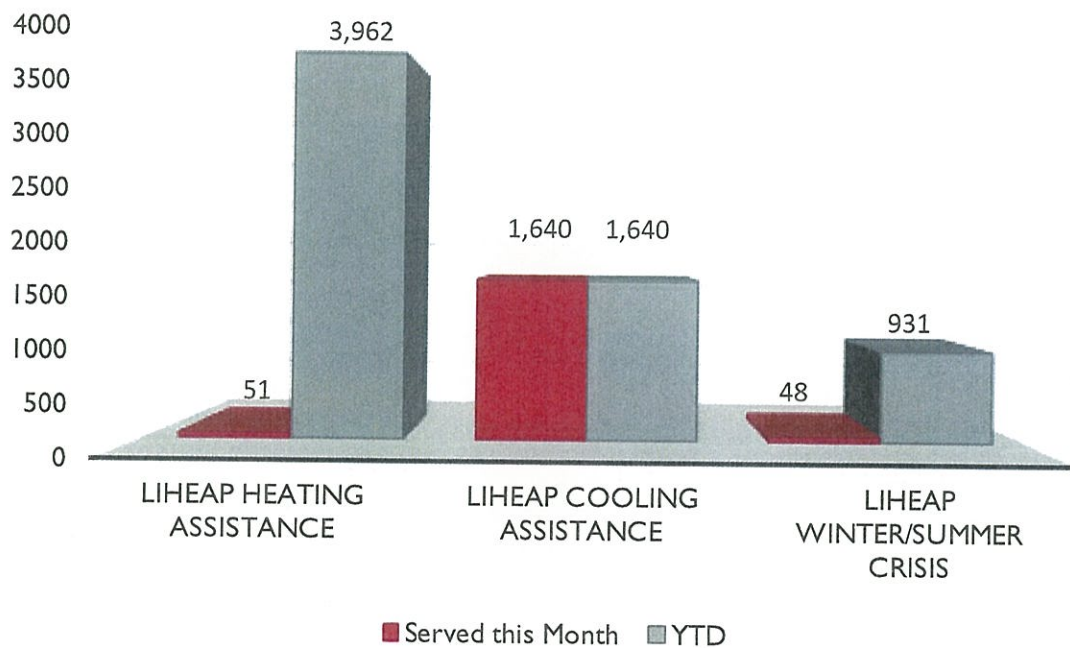
Burial Assistance



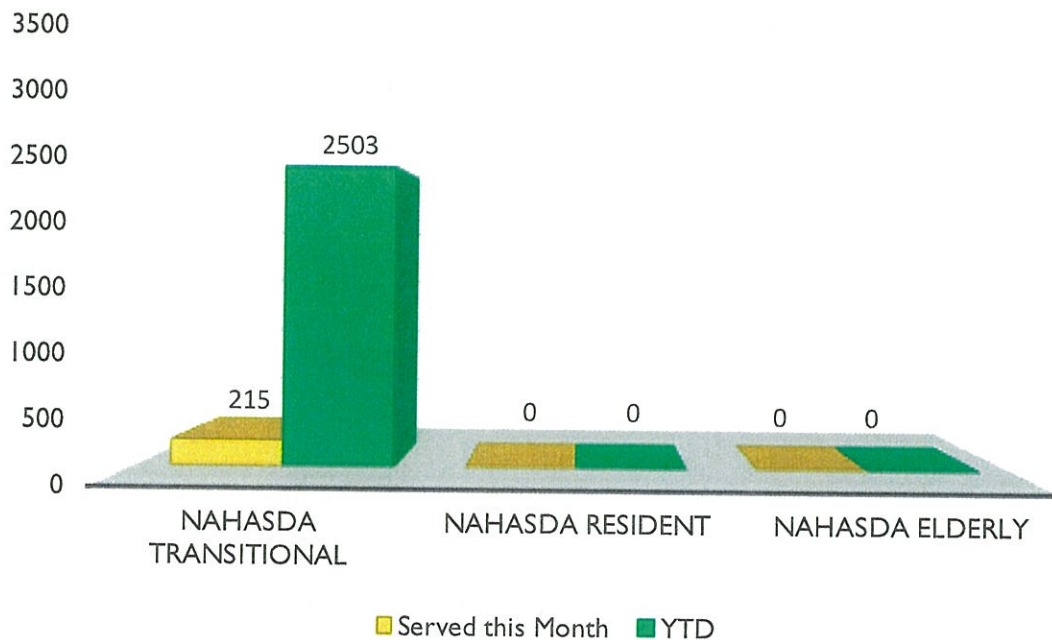
Elder Services



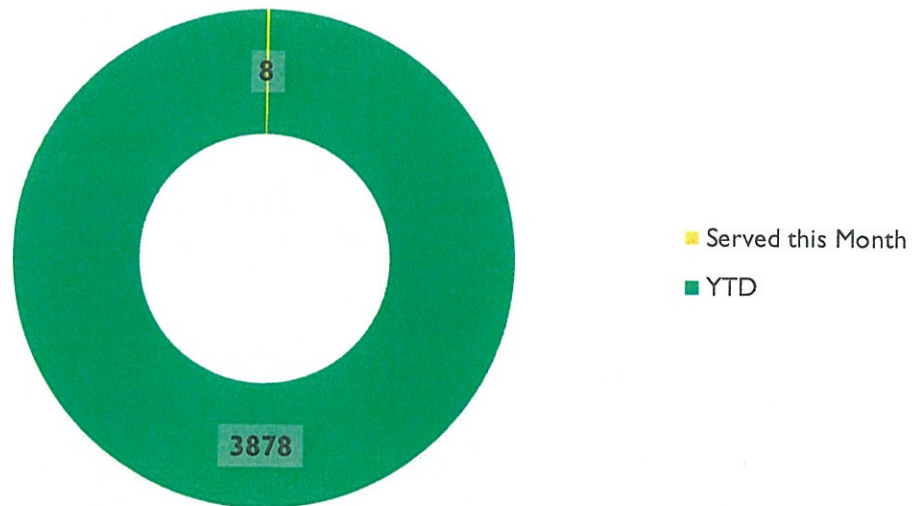
LIHEAP



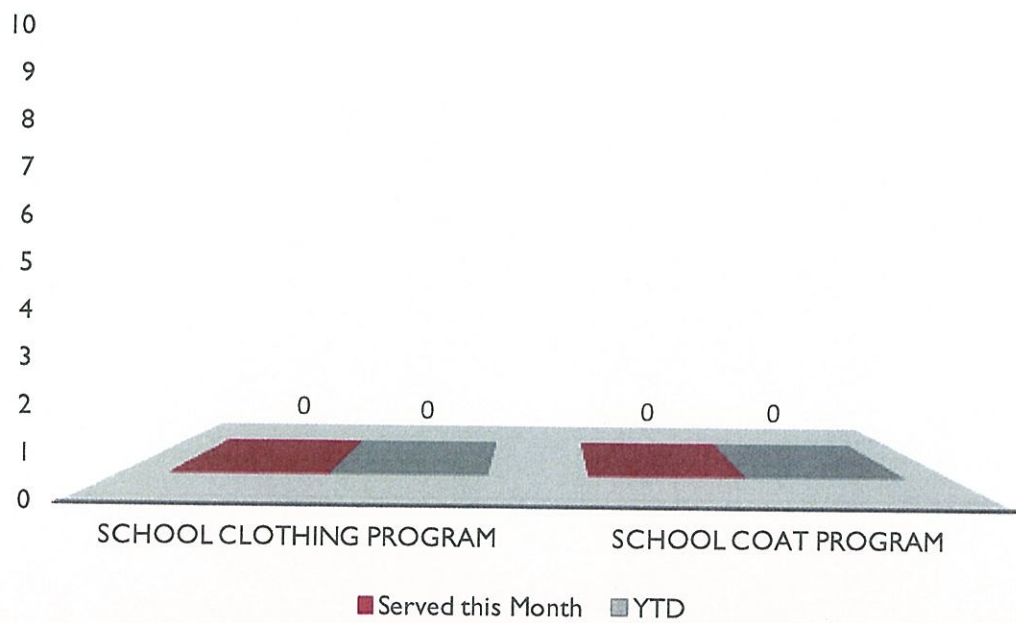
NAHASDA



Tribal Emergency Assistance



School Clothing Assistance



INDIAN CHILD WELFARE

SENIOR DIRECTOR – LOU STRETCH

PROGRAMS:

Programs with Court Interaction

Eligibility Notices, Prevention, & Intervention

Child Protective Services

Certification & Placement Services

EMPLOYEES 101

VACANCIES 60

VOLUNTEERS 0

Programs with Court Interaction

OCAPS: Out-Of-District Court Advocacy and Permanency Services

- Involved in child welfare cases in non-jurisdiction counties in Oklahoma and all 50 states.
- Most work is done telephonically or electronically.
- Emphasis on education about the Indian Child Welfare Act and ensuring States comply with it.

SCAPS: State Court Advocacy and Permanency Services

- Involved in child welfare cases inside the 14 counties of which all or part are within the jurisdiction of the Nation.
- Emphasis on education about the Indian Child Welfare Act and ensuring OKDHS compliance, and sometimes provide Tribal Foster Homes.
- Provides services to the families when OKDHS fails to do so or as an alternative to OK DHS services.

TCAPS: Tribal Court Advocacy and Permanency Services

- Involved in child welfare cases which are wholly under the jurisdiction of the Nation and OKDHS is not involved.
- These cases originate on Indian Country or are transferred in from State district courts. Hearings are held at our Tribal Court House. Tribal Foster Homes are fully utilized.

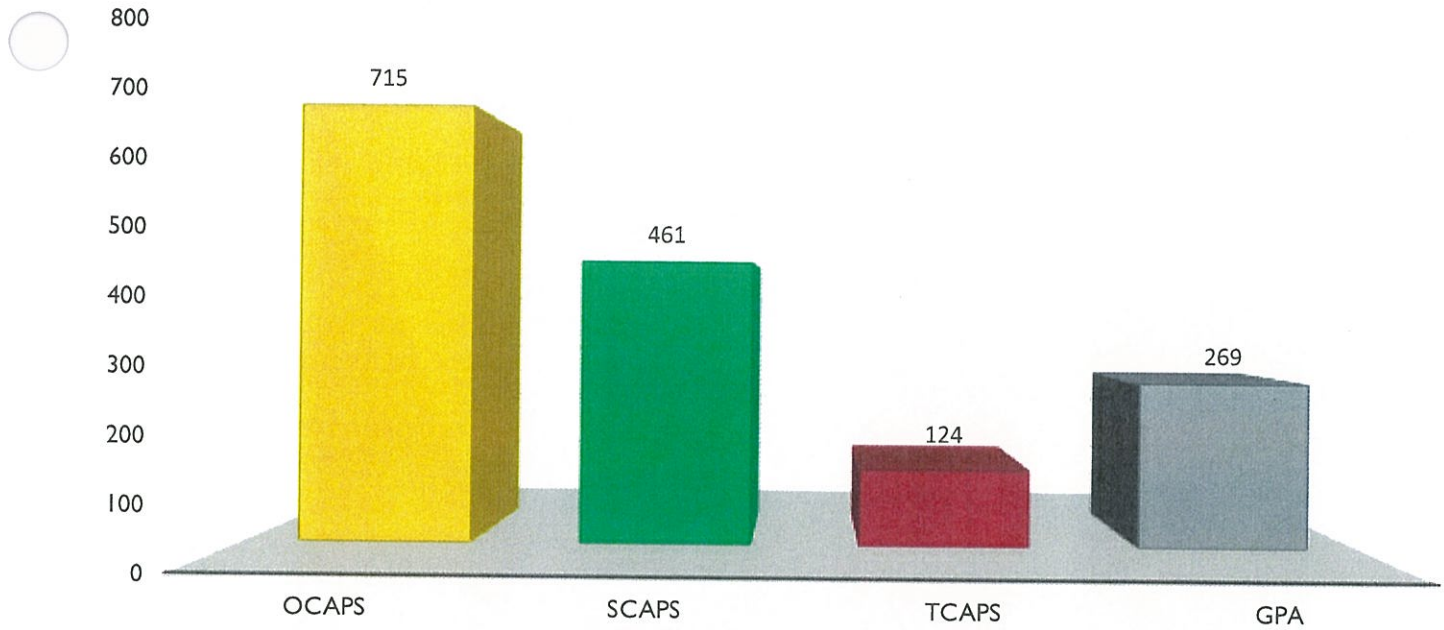
GPA: Guardianships and Private Adoptions

- Involved in civil adoption cases to include voluntary adoption, involuntary adoption and birth parent adoptions.
- Monitors Guardianships and Private Adoptions for compliance with the Indian Child Welfare Act and the best interests of children.
- Serves Cherokee children and their families in Tribal Courts and State Courts throughout the United States.

CPS: Child Protective Services

- Receives referrals involving allegations of maltreatment of Cherokee children.
- Investigates allegations of child maltreatment in Indian Country and co-investigates with DHS in some counties when Cherokee children are involved.

1,569 Children with Assigned ICW Workers

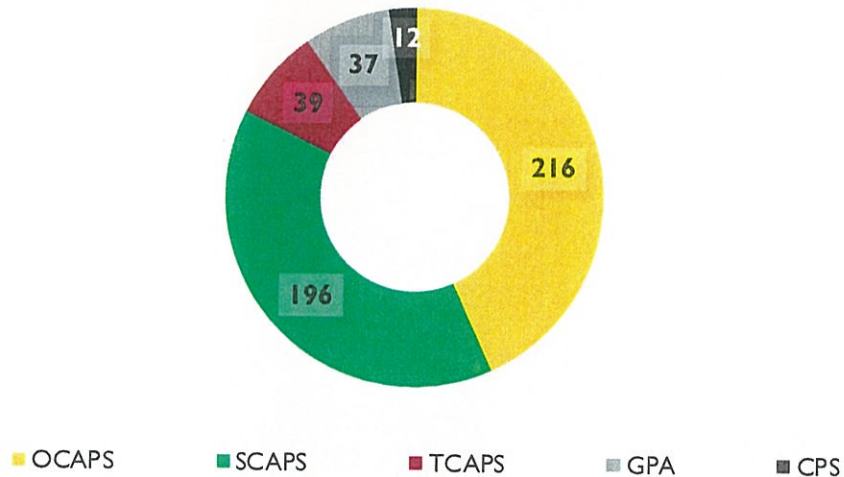


In July

Indian Child Welfare workers went to court 500 times on behalf of Cherokee children and families.

Indian Child Welfare staff worked on cases in 35 states.

Court Appearances



Eligibility Notices, Prevention, & Intervention

When a county or state's child welfare agency gets involved in the life of a family that they suspect to be Cherokee, they are required by the Indian Child Welfare Act (ICWA) to send notice to the tribe. The tribe must then reply to confirm or deny whether the children are members of (or eligible to become members of) the tribe.

Currently, with 6 case workers processing approximately 200-300 pieces of mail per month, response times may vary due to vacancies and depending on the amount of mail received. The tribe has a goal of responding between 45-60 days.

In July

Cherokee Nation received:

434 notices involving 751 children from the State of Oklahoma.

1,042 notices involving 1,736 children from locations outside of Oklahoma.

1,476 notices involving 2,487 children in total.

The average response-to-notice time this month was 115 days.

Indian Child Welfare Family Protection Services Unit (FPS) assists families in need of hands-on training to correct the conditions that lead to children being removed from their home. These services often include completing a 28-week parenting program that discusses topics like discipline, nutrition, budgeting, and housekeeping. We primarily assist all our tribal CAPS cases but can assist in state cases when a request is made. This helps ensure that families have the tools they need to be reunited. We have also added the Triple P Parenting curriculum to our program.

In July

FPS served 11 children and 7 families.

Child Protective Services

In July

Child Protective Services (CPS) received 295 referrals of child abuse/neglect.

295 referrals involved 487 children.

5 of the 295 were co-investigated by OKDHS and CPS.

18 of the 295 were investigated by CPS in Indian Country.

243 of the 295 referrals were from within reservation boundaries.

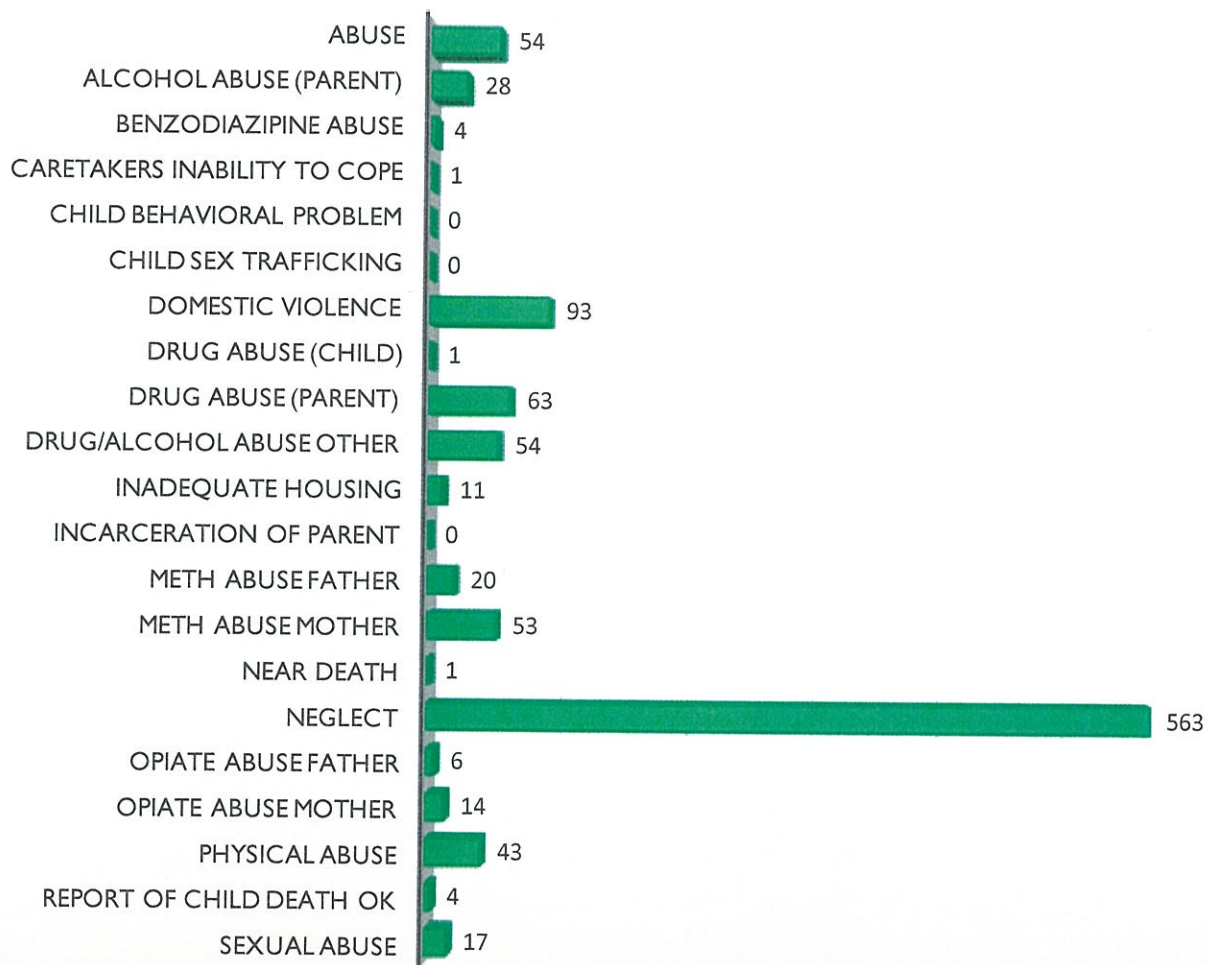
25 of the 295 referrals are those for which ICW is solely responsible.

7 Cherokee child(ren) were removed from tribal land due to confirmed abuse/neglect.

2 child death(s) occurred from within the reservation boundaries.

1 near death(s) occurred from within the reservation boundaries.

Types of Abuse/Neglect Reported

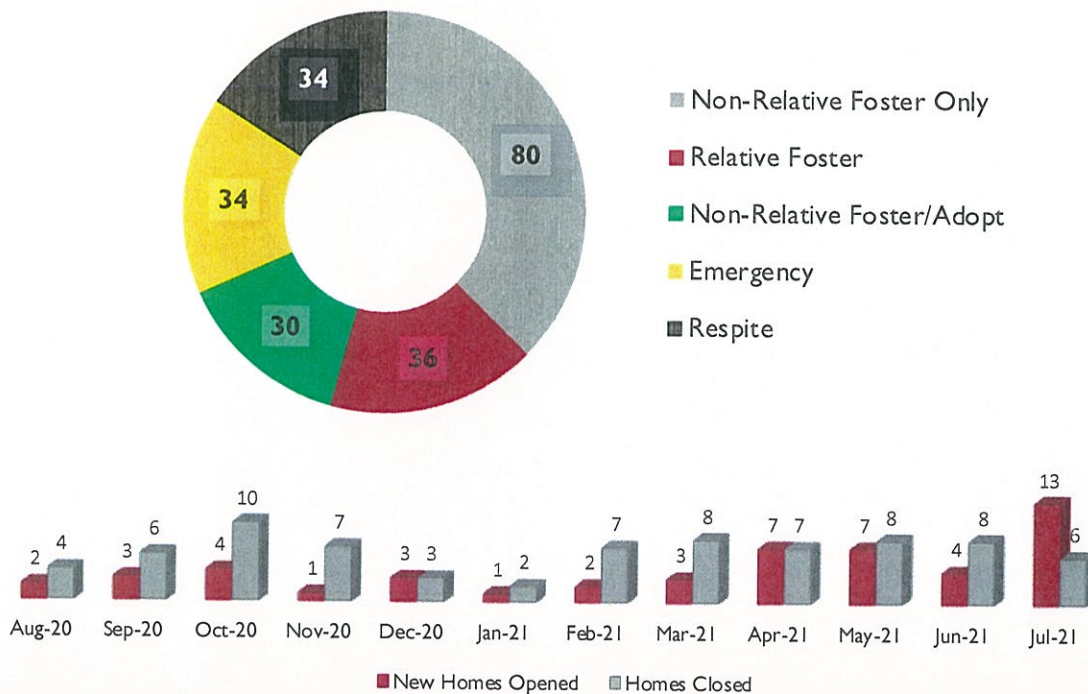


Certification & Placement Services (Foster & Adoptive Homes)

Types of Certified Placement Resource Homes

- Non-Relative Foster: Families who are willing to take in children they do not know on a temporary basis, but may last years. These families usually do not adopt children.
- Relative Foster: Families who are related to the children and are fostering them. They do not take in children they are not related to.
- Non-Relative Adoptive: Families who hope to adopt children when the children's parents' rights are terminated. These homes take placements of children who are legally free for adoption.
- Emergency: Homes that take placement on an emergency basis not to exceed 48 hours.
- Respite: Homes that take placement on a temporary basis, not to exceed 10 days.

Homes by Type



OFFICE OF CHILD SUPPORT

DIRECTOR – KARA PASQUA

EMPLOYEES 34

VACANCIES 3

VOLUNTEERS 0

Total Client Contacts

3,188

Total Client Interview Contacts

5

Total Court Hearings

28

Total Applications Distributed

85

Total Active Efforts on Cases

1,634

Total Cases Opened

58

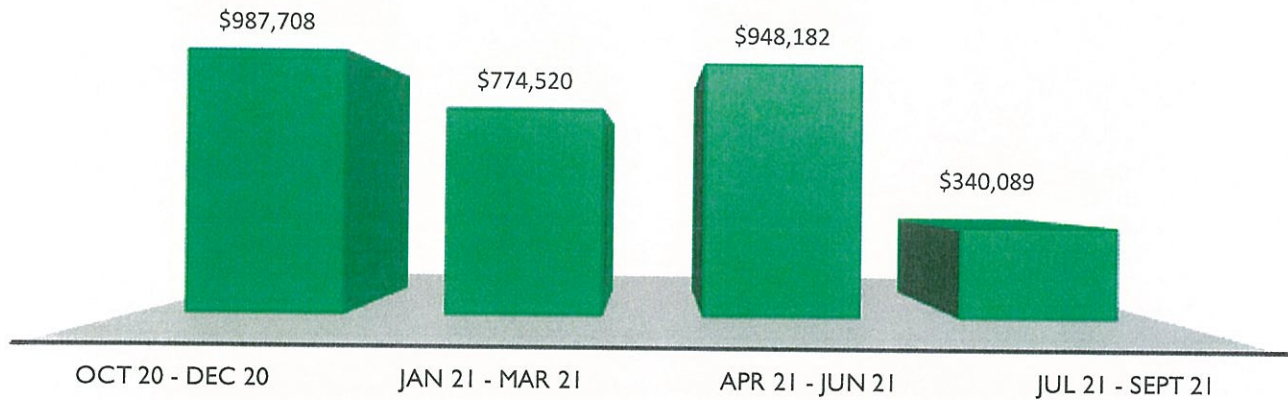
Total Collections for July

\$340,089

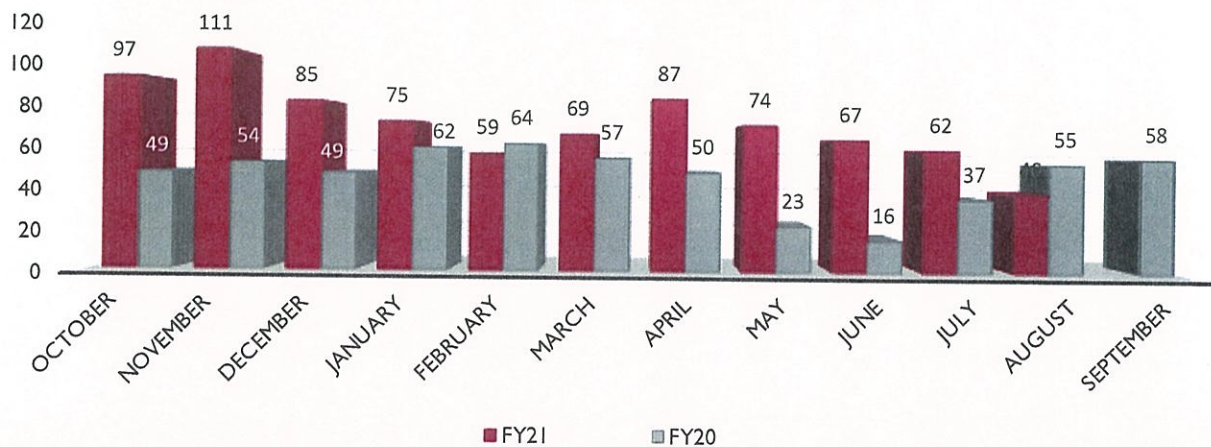
Total Referrals for Services

129

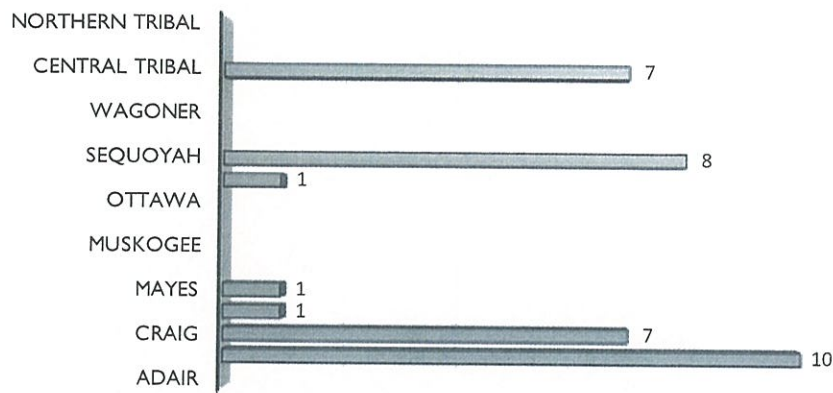
Total Quarterly Collections



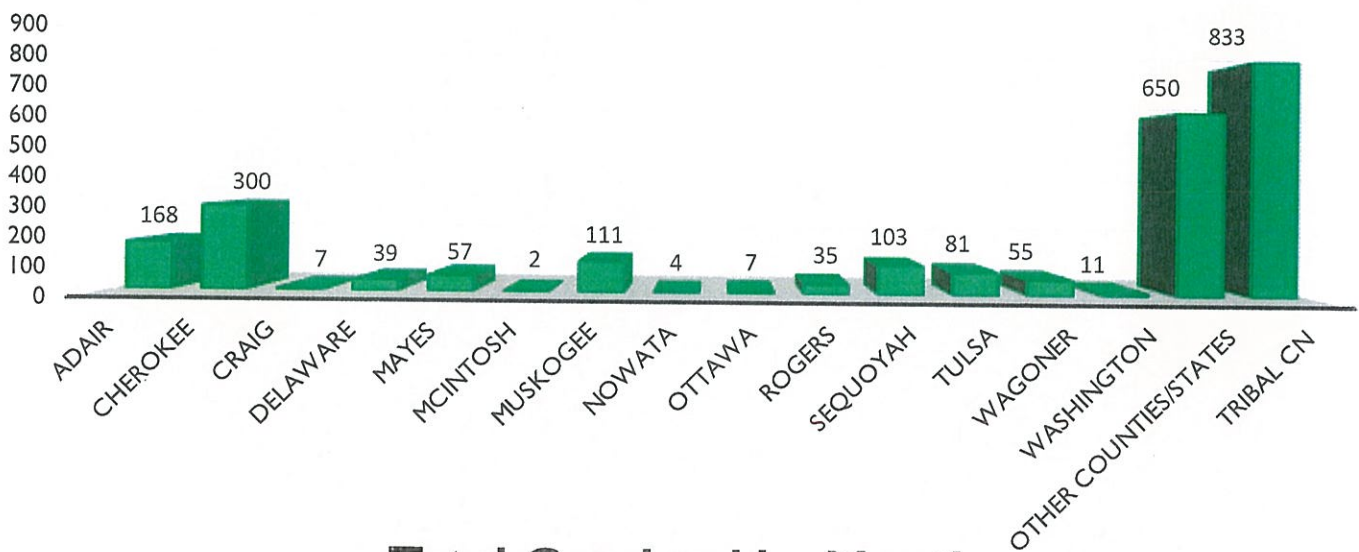
Total Applications Received



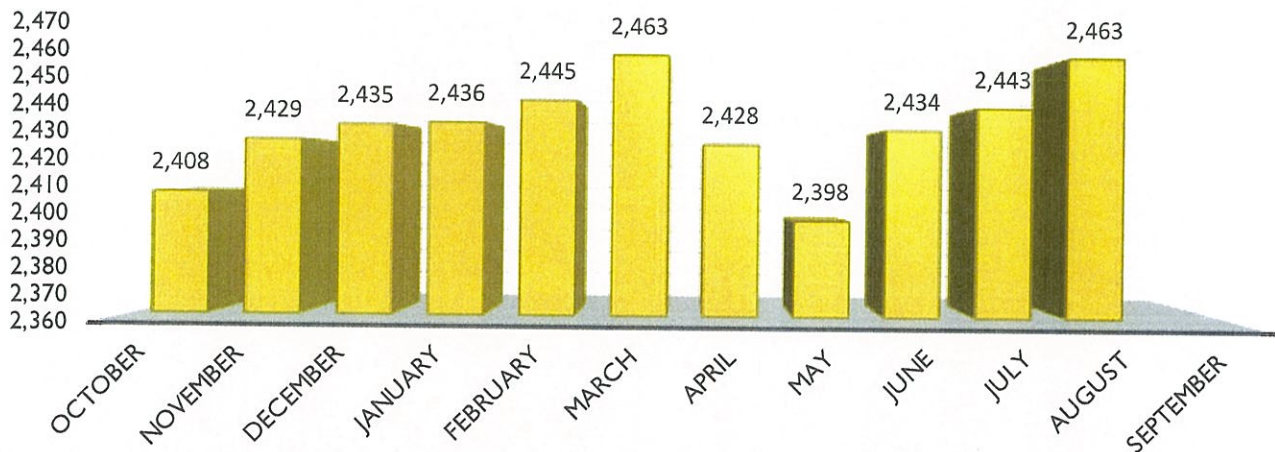
Court Docket Appearances



Case Load by County



Total Caseload by Month



Total YTD: 26,782

Child Support Program Updates

August is National Child Support Awareness Month- the program has a drawing for (2) children's baskets and (2) adults' baskets to be given out at the end of August! In addition, the program, in partnership with CN Child care division, updated the Resource Directory for parents! The Directory can be found at our website: <https://childdsupport.cherokee.org>. The program's website address has continued to see regular activity on their website page, and in July 2021, there were 4,563 unique views to the website page. The program continues to have success stories due to the great work of the front-line staff! A case manager reported completing an agreed order for child support after mediating with a party who was initially against the order. Another Case manager had a client come in the same day to catch up on arrears they discussed over the phone with them.

"Strong Parents, Strong Families, Strong Foundations"

YOUTH SERVICES & SPECIAL PROJECTS

DIRECTOR – LINDA VANN

PROGRAMS:

John A. Ketcher Youth Services Center
Youth Services

EMPLOYEES	17.5
VACANCIES	4
VOLUNTEERS	0

John A. Ketcher Youth Services Center

Young People Served

|

Admissions

|

Youth Services

Total Clients Served

205

Crisis Calls

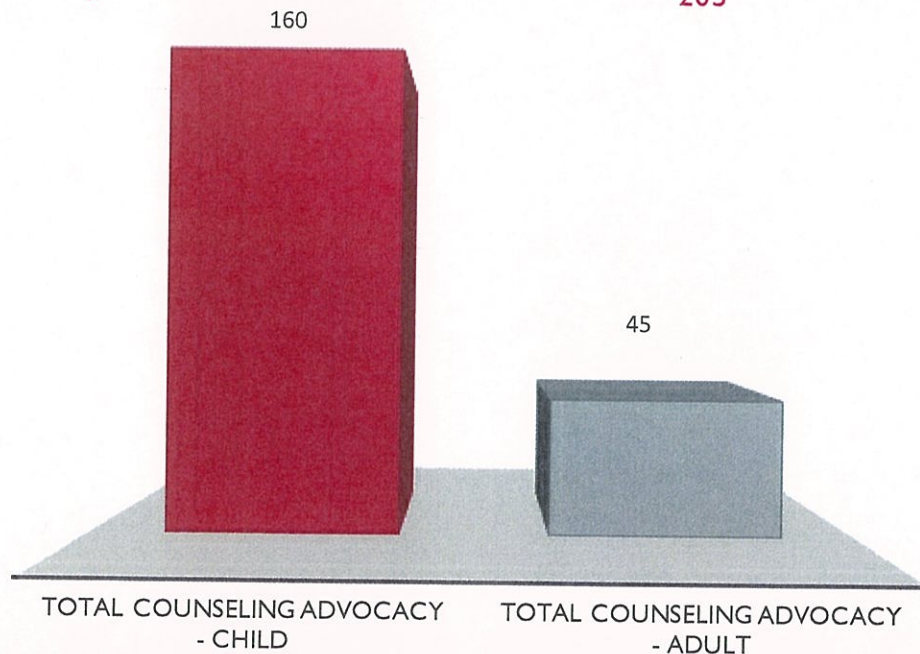
0

Total Community Events & Presentations

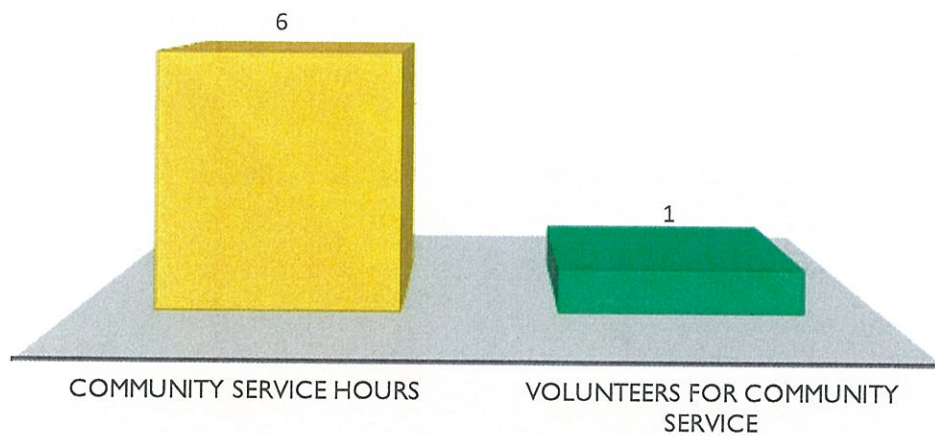

11

Participants in Presentations

205



Juvenile First Time Offender Program



CHEROKEE NATION TRIBAL COUNCIL

COMMUNITY SERVICES COMMITTEE REPORT

Group : Transportation & Infrastructure
Executive Director: Michael Lynn
Month/Year of Report: August 2021 (Data for July 2021 Activities)
Phone: 453-5396
E-mail: michael-lynn@cherokee.org

I. Budget Highlights

Received notification from IHS that we would be receiving an additional \$2,000,000 in ARPA funds for our FY21 Housing Support project (OK21F42). Total project now \$5,000,000.

II. Program Highlights

a.) Balanced Scorecard Measures

- 31 new water & septic installs
- 35 water & septic repairs
- 25 water analyses performed
- 22 site evaluations
- 19 soil tests
- 44 food handlers trained
- 58 facility inspections, technical assistance and investigations

• Accomplishments

OEH employee Jacob Burchette passed his Registered Professional Sanitarian test.

195 rabies vaccinations at Pryor rabies clinic

Completed draft of updated E&SFC policies & procedures including new policies and criteria for Mankiller-Soap Water Act funding.

Submitted SDS list to IHS for FY22 regular project funding.

• Future Plans

Completion of plans, specifications and permit for Cherry Tree Water District system improvements project.


Continue work on criteria document for the Mankiller-Soap Water Act.

Updating E&SFC Policy and Procedures.

Lay groundwork for GIS data collection in support of the Mankiller-Soap Water Act.

Renovation of new office space on Markoma Campus.

CHEROKEE NATION TRIBAL COUNCIL
COMMUNITY SERVICES COMMITTEE REPORT



Pryor Rabies Clinic August 7th, 2021




Pryor Rabies Clinic August 7th, 2021

Additional rabies clinics are scheduled for Sallisaw September 11th.

CHEROKEE NATION TRIBAL COUNCIL
COMMUNITY SERVICES COMMITTEE REPORT



Construction of new clarifier at Locust Grove WTP.



Cherokee Co RWD # 11 Improvements project.

OFFICE OF ENVIRONMENTAL HEALTH

Director: Billy Hix

Phone: 453-5126

PERFORMANCE: JULY 2021

DISTRICT # & COUNTY	FACILITY DATA SYSTEM			Food Handlers Trng	INDOOR AIR QUALITY Sampling/TA	Water Test Completed BACT/Chemical	Primary Drinking Water Standards Violations	Well Assessments	Site Evals	Perc Tests	Soil Profiles	
	Inspections - Referrals	Investigations - Complaints	Technical Assistance									
1, 2 & 3 Cherokee/Wagoner	7		12	3		BT 8/Chem 8	6		9		5	
4 - Muskogee/McIntosh	1		2						1		4	
5 & 6 Sequoyah	6		2			BT 1/Chem 1	2		1		1	
7 & 8 Adair			1			BT 1/Chem 2	5		1			
9 & 10 Delaware/Ottawa			5			BT 1/Chem 3	3		3		3	
11 - Craig												
12 - Nowata/Washington	2		1									
13 - Tulsa	7	1	2	41								
14 - Rogers	7		2						4		3	
15 - Mayes							1		3		3	
MONTHLY TOTAL	30	1	27	44	0	25	17	0	22	0	19	Reduce # of Priority Violations
YEAR TO DATE		552		308	0	197	111	5	178	203	40	
ANNUAL GOAL		750		1250				50	180	180	110	
% COMPLETE		74%		25%				10%	99%	113%	36%	

HIGHLIGHTS:

Training - NEHA Virtual Educational Conference

Meetings - Infection Prevention Control-Zoom Hard Rock Food & Beverage
OK Humane PHAB-Zoom

Misc. - Rabies Clinic Jay - 62 Vaccinations

PROGRAM DESCRIPTION:

This office helps to ensure that tribal facilities are operated in a safe and sanitary manner and provides Tribal members with services and information to lead environmentally healthy lifestyles through inspections and investigations related to food, vectors, water and waste water. This office further provides food service training for certification, environmental disease prevention training, injury prevention intervention, water sampling, and indoor air quality investigations.

CHEROKEE NATION
ENGINEERING & SANITATION FACILITIES CONSTRUCTION

MONTHLY REPORT FOR 2021 July– COMMUNITY WATER & WASTEWATER PROJECTS

PROJECT NAME: Kenwood Water District – Water Loss Reduction Phase I – OK16U28
DESCRIPTION: Install route meters and additional valves to isolate leaks and prioritize worst areas for replacement projects.
TRIBAL HOMES: 174 +/-
FUNDING SOURCE(S): I.H.S. / EPA
STATUS: In-Progress – Under Construction
CN DISTRICT IMPACTED: DIST 9
Total Project Cost: \$302,000.00

PROJECT NAME: Cherry Tree Wastewater Force Main to Stilwell – OK18V44
DESCRIPTION: Construction of 21,500 l.f. of 6-inch force main to City of Stilwell Wastewater Collection System. Develop Closeout plan for existing lagoons at Cherry Tree Industrial Park.
TRIBAL HOMES: 68 +/-
FUNDING SOURCE(S): I.H.S. / E.P.A.
STATUS: Engineering Complete, Pending Construction Start
CN DISTRICTS IMPACTED: DIST 7 / DIST 8
Total Project Cost: \$1,172,000.00

PROJECT NAME: Pine Ridge WL Extension – Cherokee RWD #3 – OK18V31
DESCRIPTION: Construction approximately 6,500 l.f. of 2-inch waterline along Pine Ridge Road and 525 Road in Cherokee County.
TRIBAL HOMES: 7 +/-
FUNDING SOURCE(S): I.H.S. / Cherokee Nation
STATUS: Pending Construction Start Date
CN DISTRICTS IMPACTED: DIST 2
Total Project Cost: \$119,000.00

PROJECT NAME: TPWA – Blue Bird Dr WLX – OK19V56
DESCRIPTION: Install 6,300' of 12" & 6"
TRIBAL HOMES: 4
FUNDING SOURCE(S): EPA
STATUS: Preliminary, working on Easements
CN DISTRICTS IMPACTED: 3
Total Project Cost: \$55,000.00

PROJECT NAME: Iron Side Water District (Craig Co.) – Transmission/System Rehabilitation – OK19V72
DESCRIPTION: 7,000' of 6", 25,000 gal. Standpipe
TRIBAL HOMES: 64
FUNDING SOURCE(S): EPA/IHS/Other
STATUS: Pending Construction Start Date
CN DISTRICTS IMPACTED: 11
Total Project Cost: \$714,000.00

PROJECT NAME: North 586 Rd Waterline Extension – OK19W02
DESCRIPTION: 3,800' of 4", 1,300' of 2"
TRIBAL HOMES: 6 +/-
FUNDING SOURCE(S): I.H.S. / Other
STATUS: Pending Construction Start Date
CN DISTRICTS IMPACTED: DIST 9
Total Project Cost: \$146,000.00

PROJECT NAME: Cherokee #3/N. Bryant Rd. – OK19V79
DESCRIPTION: 7,900 LF of 6"
TRIBAL HOMES: 2
FUNDING SOURCE(S): IHS
STATUS: Preliminary
CN DISTRICTS IMPACTED: 1
Total Project Cost: \$40,000.00

PROJECT NAME: Cherokee #3/W Grandview Rd. – OK19V81
DESCRIPTION: 6,800 LF of 4"
TRIBAL HOMES: 10
FUNDING SOURCE(S): IHS/Other
STATUS: Pending Construction Start Date
CN DISTRICTS IMPACTED: 1
Total Project Cost: \$192,500.00

PROJECT NAME: Cherokee #3/W. 750 Rd – OK19V82
DESCRIPTION: 5,500 LF of 4"
TRIBAL HOMES: 8
FUNDING SOURCE(S): IHS/Other
STATUS: Pending Construction Start Date
CN DISTRICTS IMPACTED: 1
Total Project Cost: \$184,500.00

PROJECT NAME: Cherokee #11 / Distribution System Improvements – OK19V85
DESCRIPTION: Water loss survey, replace 5 mi. waterline, Construct 2.5 mi of 8", Standby power.
TRIBAL HOMES: 724
FUNDING SOURCE(S): IHS/Other
STATUS: Under Construction
CN DISTRICTS IMPACTED: 1
Total Project Cost: \$2,675,000.00

PROJECT NAME: Cherokee County / Tenkiller Utility Authority – OK19V89
DESCRIPTION: 3.3 MGD Treatment Plant, 95,235 lf of 6", 93,890 lf of 8", 41,560 lf of 10", 84,785 lf of 12", 59,935 lf of 16", 5,970 lf of 20", 5 storage tanks, 14 connections to existing water systems.
TRIBAL HOMES: 1678
FUNDING SOURCE(S): IHS/USDA-RD
STATUS: Finalizing Plans
CN DISTRICTS IMPACTED: 1,2,15
Total Project Cost: \$11,545,000.00

PROJECT NAME: Rogers County / Inola PWA – WW System Rehabilitation – OK19V90
DESCRIPTION: 14,720 lf of pipe rehab/replacement, 73 manhole rehabs.
TRIBAL HOMES: 91
FUNDING SOURCE(S): EPA CWA, IHS
STATUS: Under Construction
CN DISTRICTS IMPACTED: 15
Total Project Cost: \$5,128,000.00

PROJECT NAME: Muskogee County / Braggs PWA – Sewer System Upgrade – OK19V91
DESCRIPTION: Install 8" & 12" sewer line, new manholes, lift stations, sludge removal.
TRIBAL HOMES: 45
FUNDING SOURCE(S): IHS / Other
STATUS: Under Construction
CN DISTRICTS IMPACTED: 4
Total Project Cost: \$2,138,000.00

PROJECT NAME: Mayes County / Locust Grove PWA – OOWA Connection – OK19V94
DESCRIPTION: 45,000 lf of 12", 695 gpm pump station to connect to Oklahoma Ordinance Works Authority located in Mid America Industrial Park.
TRIBAL HOMES: 307
FUNDING SOURCE(S): IHS / Other
STATUS: Under Construction, Start 8/17/20
CN DISTRICTS IMPACTED: 9,15
Total Project Cost: \$6,377,000.00

PROJECT NAME: Cherokee County / TPWA – Indian Meadows SS – OK19W00
DESCRIPTION: Install 5,000' of 12" sewer main and 9,000' of 8" sewer main to connect homes to TPWA sewer system.
TRIBAL HOMES: 118
FUNDING SOURCE(S): IHS
STATUS: Pending final easements
CN DISTRICTS IMPACTED: 3
Total Project Cost: \$1,355,000.00

PROJECT NAME: Delaware County / Kenwood Sewer Lagoon Rehab – OK20W13
DESCRIPTION: Repair and Modify all 3 Sewer Lagoons, repair dikes, replace liners, new fencing, erosion control.
TRIBAL HOMES: 24
FUNDING SOURCE(S): IHS, EPA, Tribal
STATUS: Preliminary, Design Phase
CN DISTRICTS IMPACTED: 9
Total Project Cost: \$1,032,000.00

PROJECT NAME: Nowata County / Nowata Municipal Auth. – Raw Water Intake – OK20W23
DESCRIPTION: Install third pump, replace valving, repair isolation gates, replace ladder, replace jib crane
TRIBAL HOMES: 469
FUNDING SOURCE(S): IHS, Other
STATUS: Preliminary
CN DISTRICTS IMPACTED: 12
Total Project Cost: \$201,000.00

PROJECT NAME: Adair County / Stilwell Area Development Authority – Standpipe Rehab – OK20W32
DESCRIPTION: Rehab tank to comply with AWWA, OSHA, and EPA requirements.
TRIBAL HOMES: 922
FUNDING SOURCE(S): IHS, EPA, Other
STATUS: Complete
CN DISTRICTS IMPACTED: 7, 8
Total Project Cost: \$263,000.00

PROJECT NAME: Delaware County / Colcord PWA – Sewer System Rehab – OK21W67
DESCRIPTION: Install 4,800' of 8" pvc sewer, rehab lift station and lagoon transfer station.
TRIBAL HOMES: 81
FUNDING SOURCE(S): IHS, CDBG
STATUS: Under Construction
CN DISTRICTS IMPACTED: 9
Total Project Cost: \$504,000.00

Service Spotlight

This newsletter is intended to provide a spotlight on a service recently provided through the Cherokee Nation Engineering & Sanitation Facilities Construction program.

Mr. Ross Scoggins Jr lives in Tulsa County in the Sperry Community. He applied to the Sanitation Facilities Construction program in March 2021 for water and sewer services for a new mobile home he was purchasing. In March 2021, A site evaluation was completed in April 2021 and the environmental review was completed shortly thereafter. A quote to install the system was received and a purchase order issued to Jerry's Excavation on April 26, 2021. Due to the amount of rainfall in May and June the site was too wet to serve until early July. The system was finally installed on July 9, 2021.



Applicant:

Ross Scoggins Jr

Sperry, OK

Funding Source:

IHS Housing Support Funds
OK20F26

Total Cost of Service:

\$6,175

Mitigating factors/challenges overcome:

Wet soils

Rain delays

CN Council District

District 13



CHEROKEE NATION TRIBAL COUNCIL
DEPARTMENT OF TRANSPORTATION & INFRASTRUCTURE COMMITTEE REPORT

Group: Department of Transportation & Infrastructure **Month/Year of Report:** Sept 2021

Executive Director: Michael Lynn **Phone:** 918-453-5396 **E-mail:** Michael-Lynn@cherokee.org

Comments:

ADAIR COUNTY PROJECTS:

1. Dahlongnegah South (TCM Dist. 7) – Estimated project cost is \$5,108,775. All Fee parcels have been acquired. Trust and Restricted parcels have been approved by Real Estate Services for construction start.
2. Malloy Hollow – Right of Way acquisition of 31 parcels continues. Thirtypercent has been acquired.
3. Rocky Mountain School Loop Bridge - Advertisement for bid was posted on August 13, 2021. Pre-Bid Meeting on August 24, 2021 at 10am in the CNDOT Conference Room. Bid Opening on September 14, 2021 at 10am in the CNDOT Conference Room.

CHEROKEE COUNTY PROJECTS:

4. Northeast Fort Gibson Phase I (TCM Dist. 1 & 4) – Estimated project cost is \$14,875,141. Construction of Phase I is 98% complete. A final inspection was performed on the 11th. A list of deficiencies has been sent to the contractor for correction.
5. Northeast Fort Gibson Phase II – Advertisement for bid on August 13, 2021. Pre-Bid Meeting on August 26, 2021 at 10am in the CNDOT Conference Room. Bid Opening on September 30, 2021 at 10am in the CNDOT Conference Room.
6. Hulbert Lost City Road (TCM Dist. 1) – Estimated project cost is \$5,309,853. Placing of concrete structures has started. The project is 25% complete.
7. Mud Valley (TCM Dist. 1 & 3) – Estimated project cost is \$14,432,000. Right of Way acquisition of 79 total parcels continues. Fifty eight percent of the parcels have been acquired.

CRAIG COUNTY PROJECTS:

1. NS4340 also known as White Oak road (TCM Dist. 11) – Estimated project cost is \$9,442,834. This project is 75% complete with the contractor placing sod and rip rap on section I and II. They are finishing subgrade on the north end of the project.
2. NS4410 Road (TCM Dist. 11) – Estimated project cost is \$5,597,000. Craig County RWD 2 anticipates completion for this waterline relocation to be September 2021.

CHEROKEE NATION TRIBAL COUNCIL
DEPARTMENT OF TRANSPORTATION & INFRASTRUCTURE COMMITTEE REPORT

The City of Vinita waterline relocation was recently awarded to Moorhead Construction, LLC.

MAYES COUNTY PROJECTS:

1. Chimney Rock Hollow (TCM Dist. 9)– Estimated project cost is \$7,908,924. Project is 21% complete: Contractor is placing RCB and side drains and working on subgrade.

SEQUOYAH COUNTY PROJECTS:

1. Dwight Mission Road (TCM Dist 5) – Estimated project cost is \$10,263,728. This is a cooperative project between ODOT, Sequoyah County and CNDOT. This project is approximately 75 % complete. A detour has been constructed, along with drainage structures, erosion control, and widening of shoulders. Solid Slab Sod has been laid as well.

CHEROKEE TRANSIT SYSTEM:

The Cherokee Nation Transit received the last two vans purchased in October 2020. These vans will be used by Cimarron Transit and Muskogee County Transit for demand response services.

Ridership on all routes for the month of July 2021 were:

1. Sallisaw to Tahlequah – 105 rides
2. Pryor to Catoosa – 351 rides
3. Stilwell to Tahlequah – 59 rides
4. Muskogee to Tahlequah – 81 rides
5. Tahlequah to Chouteau/Hulbert – 52 rides
6. Tahlequah to Catoosa – 96 rides
7. Stilwell to West Siloam Springs – 85 rides
8. Individual Demand Response Trips: 7,991

Total Rides: 8,820

Note: Ridership reports run 2 months behind.

Department of Transportation

Project Spotlight

DURING CONSTRUCTION



NS4340 "WHITE OAK" ROAD

Located in Craig County

Cherokee Nation Council:

District 11

Projected completion date of project:

June 1, 2021

Project length: 4.19 Miles

Construction bid amount: \$7,396,799.00

This is a cooperative project between
Cherokee Nation and Craig County.

Cherokee Nation Inspector: Robert Evans

CHEROKEE NATION

Over 6,000 LF of asphalt has been placed

All ditches have been cut

All driveways north of the school
have aggbase

Under drain has been placed in front
of the school



DURING CONSTRUCTION



CHEROKEE NATION TRIBAL COUNCIL
COMMUNITY SERVICES COMMITTEE REPORT

Group:	<u>Housing Authority</u>	Month/Year of Report:	<u>Sep-21</u>
Interim Executive Director	<u>Jerri A. Killer</u>	Phone:	<u>918-456-5482</u>

Public Disclosures:

As required by 24 CFR Part 1000.30, services provided to Housing Authority of the Cherokee Nation / Cherokee Nation Employees and Employee relatives from funds received pursuant to the Native American Housing Assistance and Self-Determination Act of 1996 (NAHASDA), shall be publicly disclosed.

The following applicants have been determined eligible for participation.

LOW RENT APARTMENT:

The following employee and/or relatives were approved to receive services for Low Rent Apartment pursuant to guidelines set forth in the Housing Policy as approved by the Principal Chief of the Cherokee Nation and HACN Policy as approved by the Board of Commissioners.

None to report

HOMEOWNERSHIP:

The following employee and/or relatives were approved to receive services for Homeownership program pursuant to guidelines set forth in the Housing Policy as approved by the Principal Chief of the Cherokee Nation and HACN Policy as approved by the Board of Commissioners.

None to report

RENTAL ASSISTANCE/TEMPORARY RENTAL ASSISTANCE/COLLEGE HOUSING:

The following employee and/or relatives were approved to receive services for Rental Assistance program pursuant to guidelines set forth in the Housing Policy as approved by the Principal Chief of the Cherokee Nation and HACN Policy as approved by the Board of Commissioners.

None to report

NEW CONSTRUCTION HOMEOWNERSHIP PROGRAM: *(Non-NAHASDA Program)*

The following employee and/or relatives were approved to receive services for the New Construction Homeownership program pursuant to guidelines set forth in the HACN Policy as approved by the Board of Commissioners.

None to report

HOUSING REHABILITATION PROGRAM

The following employee and/or relatives were approved to receive services from the Housing Rehabilitation program pursuant to guidelines set forth in the HACN Policy as approved by the Board of Commissioners.

Nikki Baldridge, HACN employee



Keys to a brighter future

Announcements

Board of Commissioners Meeting:

Sept 21 Regular BOC Meeting at 5:30 p.m.

Office Closures:

Sept 6

Other Info:

In response to the Coronavirus Pandemic, HACN continues to operate and perform essential services. Services continue to be offered. All housing assistance programs continue to operate and we encourage citizens to call us with question as entry to our offices is limited.

All offices and staff of the HACN may be reached through the main office number, regardless of their office location. The local and toll free numbers are:

918-456-5482

800-837-2869

Employee Email is:

firstname.lastname@hacn.org

www.hacn.org

Housing Authority of the Cherokee Nation
Month Ending: July 2021

Current Program Participants:

County	Community Shield Insurance	Low Rent Apartments	Rental Assistance			Homeownership		Loans	Totals	
			Rental Assistance (RAP)	Temporary Assistance (TAP)	College Housing Programs	Home-ownership Programs Under Mgmt	New Construction Homes Under Mgmt	Title VI / Other Mortgage Programs	Total Housing Participants	% of Participants
Adair	292	160	87	0	10	92	83	15	739	14%
Cherokee	255	192	397	3	13	203	188	50	1,301	24%
Craig	18	55	22	0	0	7	27	2	131	2%
Delaware	169	115	74	1	11	40	118	25	553	10%
McIntosh	13	0	1	0	0	3	3	0	20	0%
Mayes	124	127	48	0	5	57	59	13	433	8%
Muskogee	63	54	42	0	3	41	55	10	268	5%
Nowata	21	45	13	0	0	10	27	0	116	2%
Ottawa	11	0	3	0	2	6	7	4	33	1%
Rogers	72	60	175	1	11	63	41	39	462	9%
Sequoyah	278	0	281	2	17	117	137	52	884	17%
Tulsa	26	0	96	2	5	25	8	3	165	3%
Wagoner	7	0	4	0	0	51	4	2	68	1%
Washington	19	46	41	1	3	26	11	3	150	3%
Total:	1,368	854	1,284	10	80	741	768	218	5,323	100%
			1,374			1,509		218		

Current Applications:

County	Rehab Programs	Rehab Replacement Homes	NAHASDA Home-ownership	Community Shield Insurance	Rental Properties / Apartments	Rental Assistance	New Home Construction	% NHCP	Total Apps	% of Total
Adair	209	0	10	3	113	60	125	8%	520	11%
Cherokee	189	0	14	6	146	258	337	23%	950	20%
Craig	53	0	1	0	36	14	43	3%	147	3%
Delaware	129	0	6	2	162	61	192	13%	552	12%
McIntosh	13	0	0	0	0	3	9	1%	25	1%
Mayes	70	0	3	0	76	62	100	7%	311	7%
Muskogee	69	0	2	0	35	75	79	5%	260	6%
Nowata	32	0	10	0	23	19	31	2%	115	2%
Ottawa	14	0	0	0	0	2	24	2%	40	1%
Rogers	66	0	25	0	104	135	141	10%	471	10%
Sequoyah	202	0	15	9	0	237	176	12%	639	14%
Tulsa	71	0	23	3	0	158	162	11%	417	9%
Wagoner	15	0	2	0	0	10	28	2%	55	1%
Washington	46	0	10	2	52	44	30	2%	184	4%
Total:	1,178	0	121	25	747	1,138	1,477	100%	4,686	100%

Housing Authority of the Cherokee Nation
Month Ending: July 2021



Tribal HUD - VASH

VA Supportive Housing Program

County	Applications			Assistance	Totals	
	Referrals Received / Applications Processing	Vouchers Issued	Waiting List	Housed Veteran	Total	% of Participants
Adair	0	0	0	0	0	0%
Cherokee	0	0	0	4	4	27%
Craig	0	0	0	0	0	0%
Delaware	0	0	0	1	1	7%
McIntosh	0	0	0	0	0	0%
Mayes	0	0	0	0	0	0%
Muskogee	0	0	0	2	2	13%
Nowata	0	0	0	0	0	0%
Ottawa	0	0	0	0	0	0%
Rogers	0	0	0	2	2	13%
Sequoyah	0	0	0	0	0	0%
Tulsa	1	1	0	3	5	33%
Wagoner	0	0	0	0	0	0%
Washington	0	0	0	1	1	7%
Total:	1	1	0	13	15	100%



TRIBAL HUD-VASH HOUSING VOUCHER PROGRAM

**THE HOUSING AUTHORITY OF THE CHEROKEE
NATION AND THE DEPARTMENT OF VETERAN
AFFAIRS ARE OFFERING A HOUSING VOUCHER
PROGRAM FOR NATIVE AMERICAN VETERANS WHO
ARE HOMELESS OR AT-RISK OF BECOMING
HOMELESS.**

**FOR MORE INFORMATION OR FOR AN
APPOINTMENT TO SEE IF YOU QUALIFY FOR THIS
PROGRAM, PLEASE CONTACT LISA LOOK AT THE
JACK C. MONTGOMERY VAMC.**

DEPARTMENT OF VETERAN AFFAIRS
Lisa Look, MSW, LCSW, LADAC
Tribal HUD/VASH Case Manager for Cherokee Nation
1011 Honor Heights Drive
Muskogee, Oklahoma 74401
Phone: (918) 616-8794 | Fax: (918) 577-3329
Lisa.Look@va.gov

**New Construction Homeownership Program
Development Files Processing**

Month of:
July 2021

County	Waiting List	Applications		Processing						Construction		In Processing	Land Development	Under Construction	Construction Complete
		App Problem	App Processing	Stg I Prelim Review	Stg II Site Inspect	Problem Files	Survey Pending	Land Dev	Process Closing	Under / Ready Const	Construction Complete				
Adair	125	0	2	0	0	0	0	0	9	9	82	2	9	9	82
Cherokee	337	0	1	0	0	0	0	0	2	17	195	1	2	17	195
Craig	43	0	1	0	0	0	0	0	0	1	29	1	0	1	29
Delaware	192	0	1	0	0	0	0	0	1	13	117	1	1	13	117
McIntosh	9	0	0	0	0	0	0	0	0	1	3	0	0	1	3
Mayes	100	0	0	0	0	0	0	1	0	12	59	0	1	12	59
Muskogee	79	0	2	0	0	0	0	0	0	4	56	2	0	4	56
Nowata	31	0	0	0	0	0	0	0	1	0	26	0	1	0	26
Ottawa	24	0	0	0	0	0	0	0	0	0	7	0	0	0	7
Rogers	141	0	0	0	0	0	0	0	1	2	40	0	1	2	40
Sequoyah	176	0	4	0	0	0	0	1	3	8	142	4	4	8	142
Tulsa	162	0	0	0	0	0	0	0	0	0	8	0	0	0	8
Wagoner	28	0	0	0	0	0	0	0	0	4	4	0	0	4	4
Washington	30	0	0	0	0	0	0	0	0	0	11	0	0	0	11
Total:	1,477	0	11	0	0	0	0	2	17	71	779	11	19	71	779
		11		19						850					

STAGE I:
Copies of Deed(s), etc.
Check Floodmaps/Floodplain
Identify Utility Companies
Contact for Site Inspection

STAGE III:
Order/Receive Survey
Order/Receive Perc Test
Receive Utility Assurance
Receive Abstract from participant

STAGE II:
Visit Site
Identify/Propose Site Plan
Identify/Propose Utilities
Identify/Propose Lateral Field
Identify/Propose Easement(s)
Deliver Utility Assurance Letters
Request Abstract from participant

STAGE IV:
Survey Review / Identify Barriers / Process for Closing

Housing Rehabilitation Programs - Job Statistics

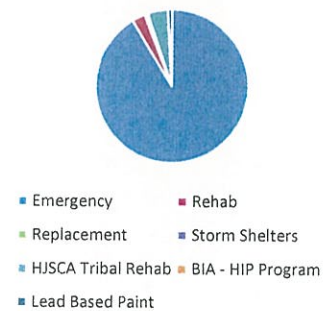
Month Ending:
July 2021

Replacement Homes	25
Out for Bid/Pending	34
Jobs Under Contract	87
Contracts Completed	47



Rehab

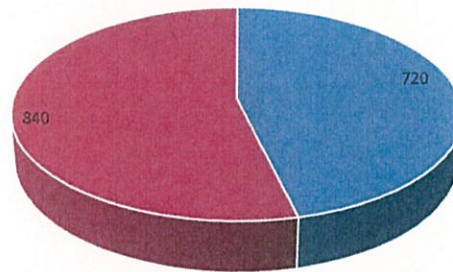
Classification	Monthly Activity	Year to Date
Emergency	46	644
Rehab	0	20
Replacement	0	4
Storm Shelters	0	1
HJSCA Tribal Rehab	5	30
BIA - HIP Program	0	0
Lead Based Paint	0	7
All Rehab jobs	51	706



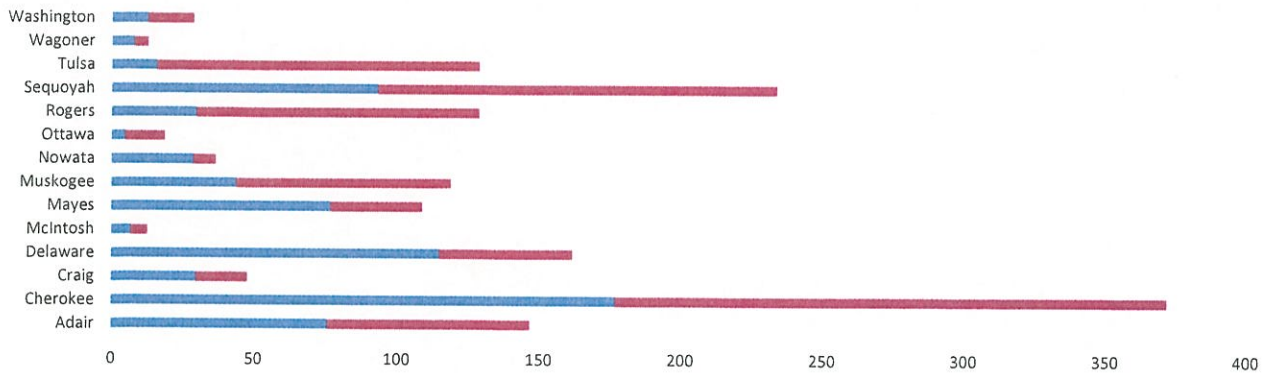
**New Construction Homeownership Program
Application Data**

By Has Land/Does not have land:

County	Has Land	Without Land	% With Land	% W/O Land	Total Apps
Adair	76	71	52%	48%	147
Cherokee	177	195	48%	52%	372
Craig	30	18	63%	38%	48
Delaware	115	47	71%	29%	162
McIntosh	7	6	54%	46%	13
Mayes	77	32	71%	29%	109
Muskogee	44	75	37%	63%	119
Nowata	29	8	78%	22%	37
Ottawa	5	14	26%	74%	19
Rogers	30	99	23%	77%	129
Sequoyah	93	141	40%	60%	234
Tulsa	16	113	12%	88%	129
Wagoner	8	5	62%	38%	13
Washington	13	16	45%	55%	29
Total:	720	840	46%	54%	1,560

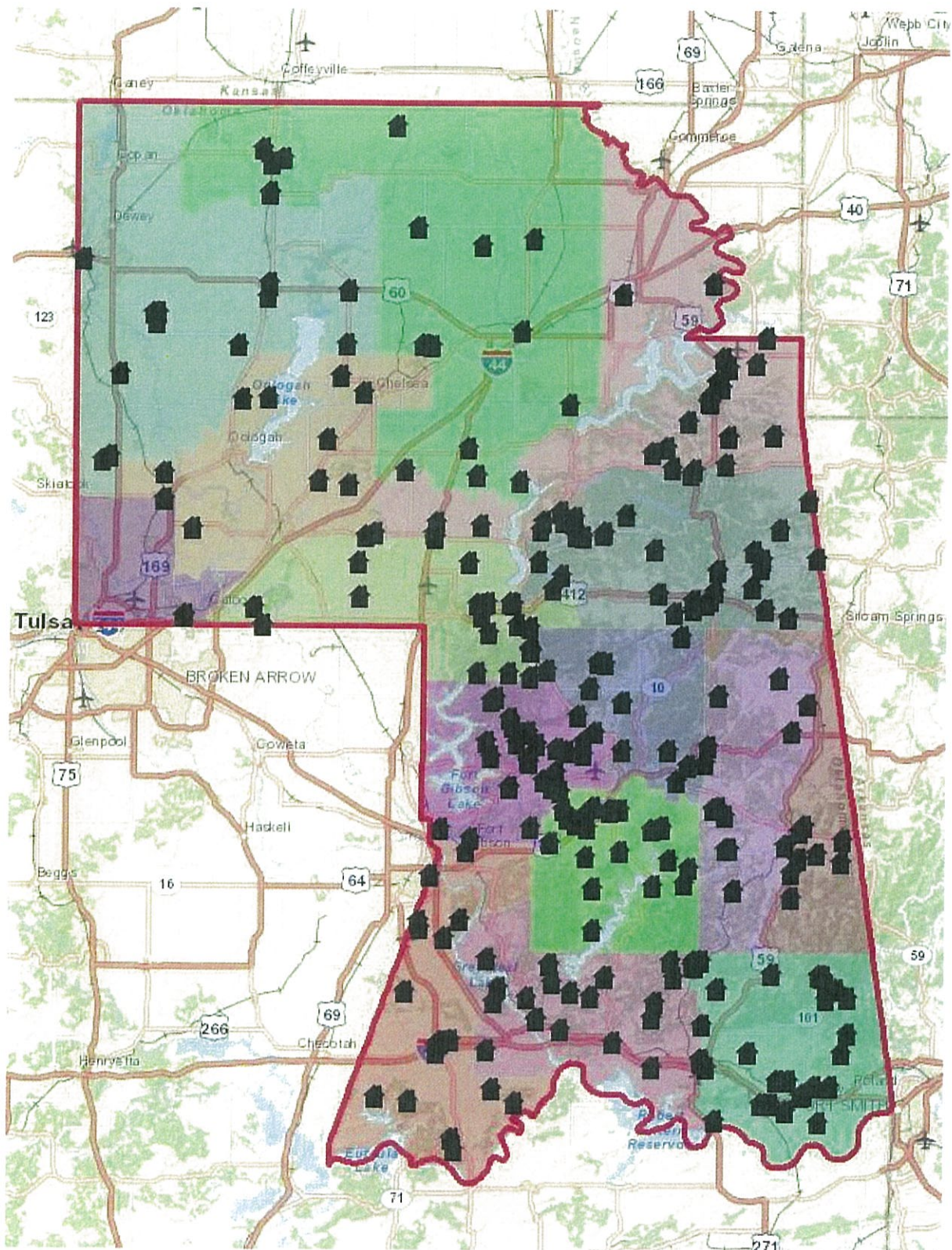


■ Has Land ■ Without Land



Statistics as of: February 4, 2020

HACN New Construction Program



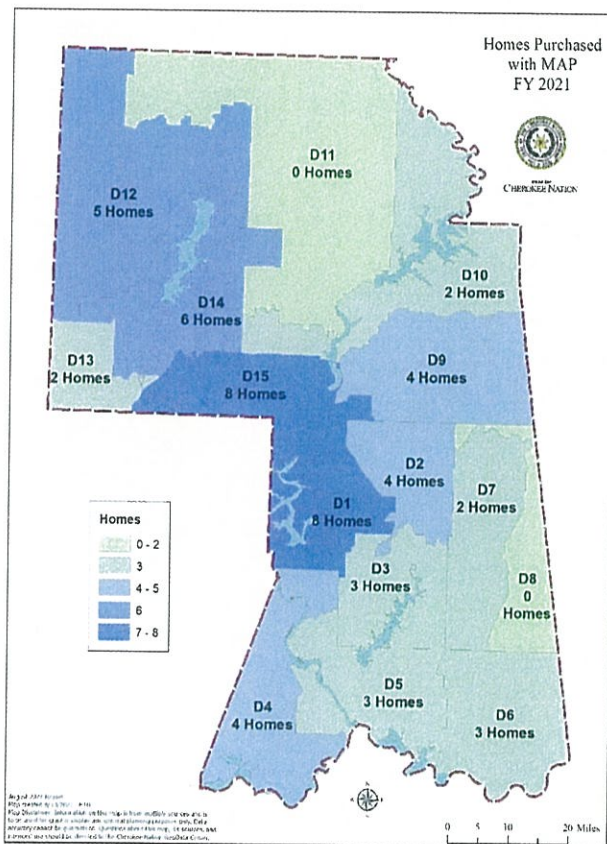
The above map is a representation of locations that the HACN has inspected sites for and/or built new homes on the New Home Construction Program.

Commerce Services

Securing and enhancing the financial well-being of the Cherokee people, businesses and communities

Anna Knight, Executive Director
918-453-5532
anna-knight@cherokee.org

Asset Building



Mortgage Assistance Program

54 Families became homeowners through financial counseling and down payment assistance, thirteen of whom used the HUD 184 Loan Program.

Since FY2009, **1918 households** have used the Mortgage Assistance Program to invest in their family's future and purchase a home.

MAP Household Averages

Household Income	\$39,786.67
Home Price	\$122,265.13
Equity Created	20.09%

iSave

iSave is a great way for Cherokee families to update and rehab the home they own (property does not have to be mortgage free; it just has to be in the name of the Cherokee iSave participant. This is a matched savings program, where wherein income eligible families save money over a period and the iSave program matches the families' savings to build financial assets. **56 families are actively saving in iSave** for home rehabilitation. **35 families have received matching funds** to make home repairs or improvements.

Matching funds can be used for anything that increases the value of the primary residence, for example, a storm shelter, flooring, fencing, sidewalks, major appliance replacement, roofing, plumbing, etc.

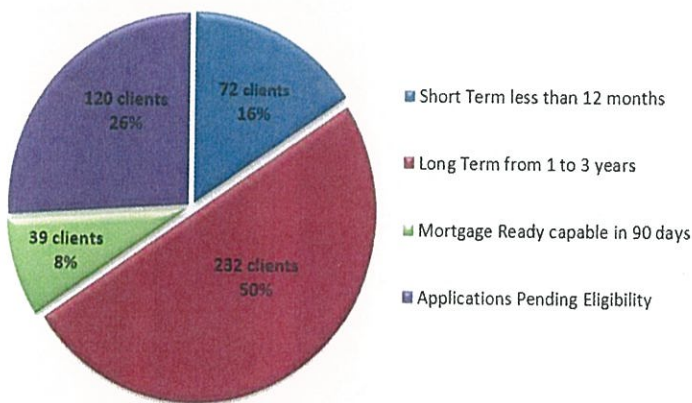
Financial Empowerment Program

This grant program helps HACN residents become financially prepared to leave subsidized housing programs. The financial coaches provide a holistic approach by helping the clients connect, and work through, with CN resources, as needed, through Career Services, Education, Human Services, and Health Services. We work closely with HACN to connect with this market. *(This is the same holistic approach our financial coaches take in working with all clients.)*

Residents who need help completing applications for assistance from the Cherokee Nation or state/federal agencies, access to the internet, obtaining needed documents such as social security cards or birth certificates, or access to a laptop to create or modify a resume should contact us at 918-453-5536.

Financial Coaching

MAP Applications and Financial Counseling



100% of financial coaching participants list program benefits as:

- learning to budget
- learning to save money
- learning to pay off debt

376 families are in the homebuyers' pipeline, having either completed or are currently active in financial counseling.

Since FY07, **1001 families unable to obtain a non-predatory mortgage on their own** have completed self-sufficiency counseling and obtained a non-predatory mortgage.

YTD, 25 families have finished counseling and obtained a non-predatory mortgage.

770 families have participated in financial and credit coaching this year; 375 of them are still actively pursuing their goals.

Financial Coaching Impact

Average Debt to Income with Mortgage	30.60%
Reduction in Debt to Income Reduction	3.80%
Increase in Net Worth	\$26,778.65

1,341 consumer loans totaling \$1,723,856 have been made through the Small Business Assistance Center as of August 15th.

Families using MAP to purchase a home must attend a comprehensive **homeownership training**. Year to date **324 families have attended virtual classes**.

Employees and the public have the opportunity to attend financial education classes on topics ranging from creating spending plans to balancing checkbooks. Year to date, **351 people have attended community and work based financial education classes**.

Volunteer Income Tax Assistance (VITA)

Year Prepared	Number of Returns Prepared/Filed	\$ Amount of Tax Refunds Received
2021	2,183	\$3.02 M
2020	1,962	\$2.7 M
2019	1,966	\$2.5 M
2018	1,589	\$2.3 M
2017	1,609	\$2.4 M
2016	1,799	\$2.2 M

The Volunteer Income Tax Assistance Program provides free tax preparation and filing services for income eligible families in Cherokee Nation. The Tax Preparation schedule is available and the Cherokee Nation VITA Program is scheduling appointments. Contact the Small Business Assistance Center at 918-453-5536 for more information. **On average, people using our VITA services, save \$250 in preparation fees.**

Training Schedule

In-person classes have been suspended, until it is again safe to hold classes. We are continuing **online Homebuyers Education and Financial Empowerment** classes.

Interested in participating in the class? Contact Cassandra Carter at 918-453-5536 or cassandra-carter@cherokee.org.

Workshops and Classes			
August 16	Online	11:30 am – 12:45 pm	Homebuyers Training
August 23	Online	6:00 pm – 7:30 pm	Homebuyers Training
September 17	Online	11:30 am – 12:30 pm	Financial Empowerment
September 20	Online	6:00 pm – 7:30 pm	Homebuyers Training
October 4	Online	6:00 pm – 7:30 pm	Homebuyers Training
October 15	Online	12:00 pm – 1:00 pm	Financial Empowerment
October 18	Online	11:30 am – 1:00 pm	Homebuyers Training
November 1	Online	11:30 am – 1:00 pm	Homebuyers Training
November 12	Online	12:00 pm – 1:00 pm	Financial Empowerment

“Through the MAP Program training, I learned real estate information I previously did not know and good saving habits.”

M. Yahola, Mortgage Assistance Program Recipient, Cherokee County