



G W Y A D B F

CHEROKEE NATION®
HUMAN SERVICES

TRIBAL COUNCIL
MONTHLY REPORT

October 2021

JENNIFER KIRBY

Interim Executive Director

Email: jennifer-kirby@cherokee.org

Phone: (918) 453-5150

TRICIA PEOPLES

Senior Director of Child Care & Development

Email: tricia-peoples@cherokee.org

Phone: (918) 453-5045

JENNIFER KIRBY

Interim Director of Family Assistance

Email: jennifer-kirby@cherokee.org

Phone: (918) 453-5150

LOU STRETCH

Senior Director of Indian Child Welfare

Email: lou-stretch@cherokee.org

Phone: (918) 453-7480

KARA PASQUA

Director of Child Support Services

Email: kara-pasqua@cherokee.org

Phone: (918) 453-4127

LINDA VANN

Director of Youth Services & Special Projects

Email: linda-vann@cherokee.org

Phone: (918) 458-4440

PENNY NORSEWORTHY

Director of Finance

Email: penny-norseworthy@cherokee.org

Phone: (918) 453-5375

EMPLOYEES	394.5
VACANCIES	93
VOLUNTEERS	17



GWYJ DBP
CHEROKEE NATION®
HUMAN SERVICES
TRIBAL COUNCIL MONTHLY REPORT

TABLE OF CONTENTS

<u>Cherokee First</u>	<u>4</u>
Community Youth	4
Community Adult	4
<u>Child Care & Development</u>	<u>5 – 6</u>
Child Care Development Centers	5
Subsidy	5
Resource & Referral	6
Licensing & Monitoring	6
Home Visiting	6
<u>Family Assistance</u>	<u>7 – 12</u>
Food Distribution	7
BIA Social Services	8
Burial Assistance	8
Elder Services	9
LIHEAP & LIHWAP	10
NAHASDA	11
Tribal Emergency Assistance.....	11
School Clothing Programs	12
<u>Indian Child Welfare</u>	<u>13 – 17</u>
Programs with Court Interaction	13 – 14
Eligibility Notices, Prevention, & Intervention	15
Child Protective Services	16
Certification & Placement Services	17
<u>Office of Child Support</u>	<u>18 – 20</u>
<u>Youth Services & Special Projects</u>	<u>21 – 22</u>
John A. Ketcher Youth Services Center	21
Youth Services	21 – 22

CHEROKEE FIRST

ADMINISTRATIVE OFFICER – JANELL SMITH

PROGRAMS:

Community Youth

Community Adult

EMPLOYEES 4

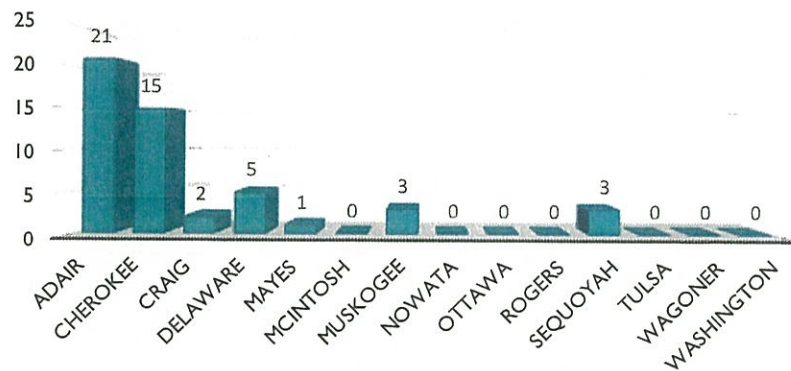
VACANCIES 0

VOLUNTEERS 0

Total Amount Distributed This Month: \$20,800

Community Youth

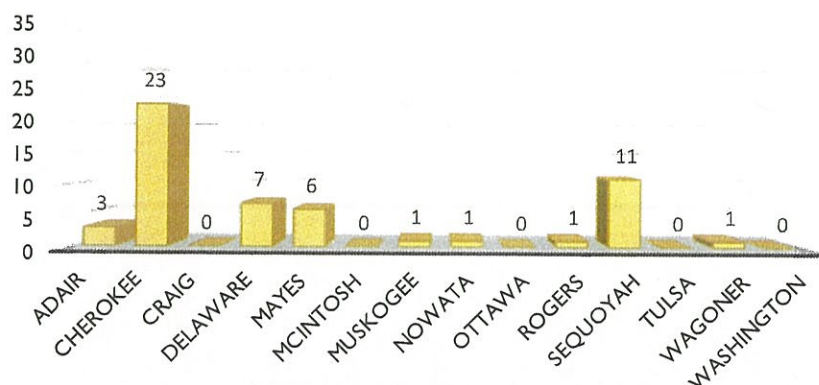
Community Youth Applications by County



Total Number of Youth Clients: 50

Community Adult

Community Adult Applications by County



Total Number of Adult Clients: 54

CHILD CARE & DEVELOPMENT

SENIOR DIRECTOR – TRICIA PEOPLES

PROGRAMS:

Child Care Development Centers

Subsidy

Resource & Referral

Licensing & Monitoring

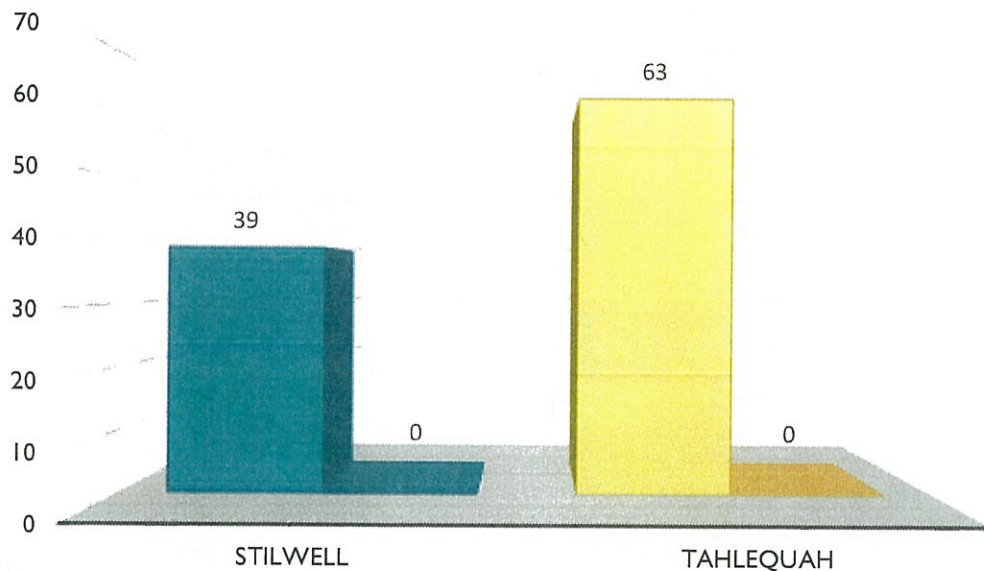
Home Visiting

EMPLOYEES 113

VACANCIES 24

VOLUNTEERS 0

Child Care Development Centers



Subsidy

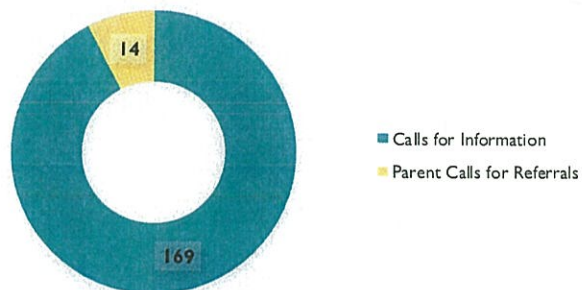
Children Receiving	1,914
Amount Distributed	\$1,525,459
Average Distribution Per Child	\$797.00

Resource & Referral

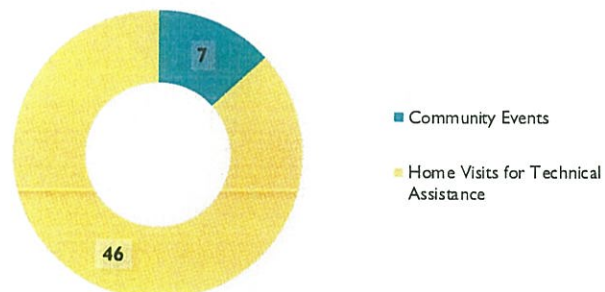
Children Receiving Home Visits -

Trainings for the Month 9

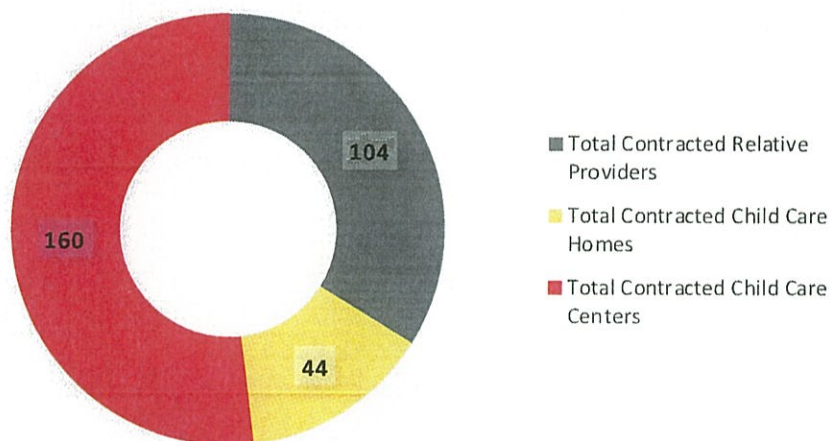
Calls Received



Program Efforts



Licensing & Monitoring



Home Visiting

Home Visits	35
Total Clients	12
New Clients	1
Total Number of Graduates	1
Total Enrolled Overall	12

FAMILY ASSISTANCE

INTERIM DIRECTOR – JENNIFER KIRBY

PROGRAMS:

Food Distribution

BIA Social Services

Burial Assistance

Elder Services

LIHEAP

NAHASDA

Tribal Emergency Assistance


School Clothing Assistance

EMPLOYEES 119

VACANCIES 8

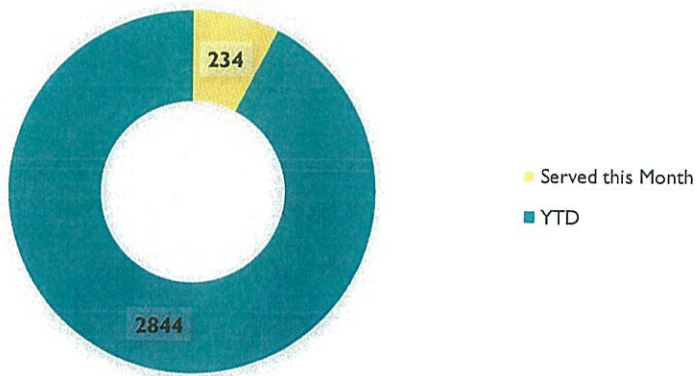
VOLUNTEERS 17

Food Distribution

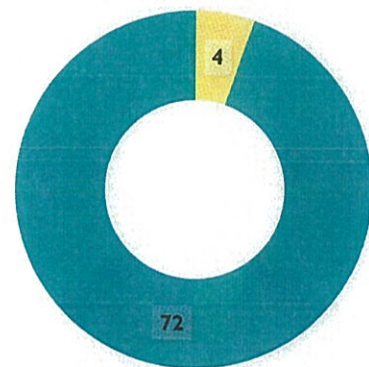


BIA Social Services

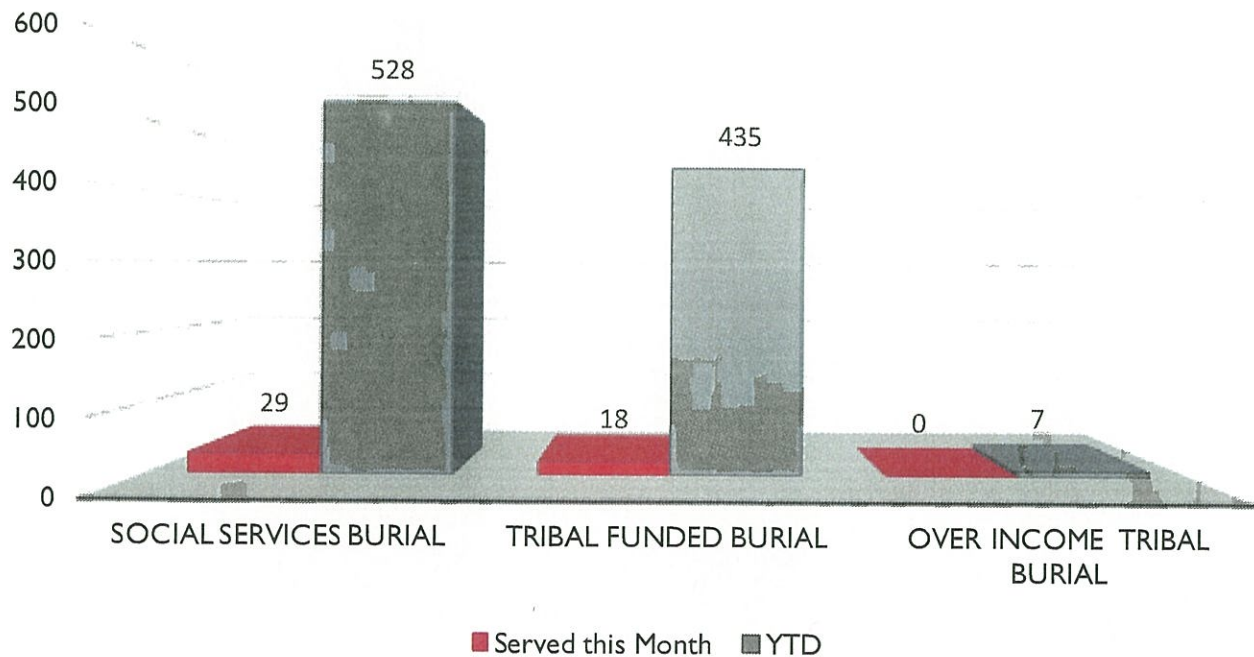
General Assistance




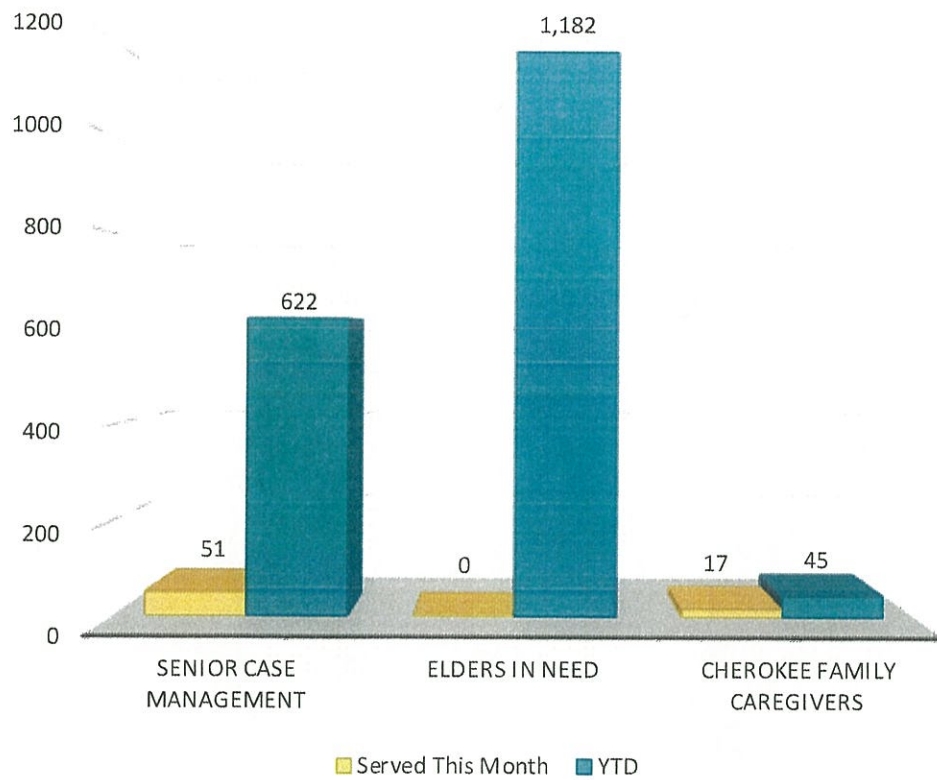
Emergency Assistance



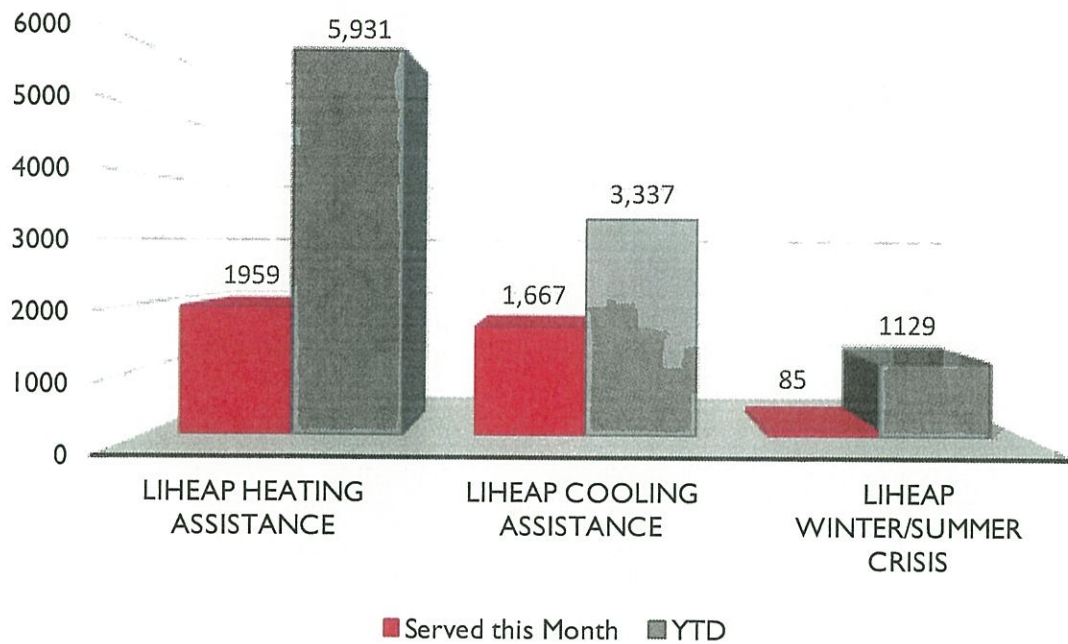
Burial Assistance



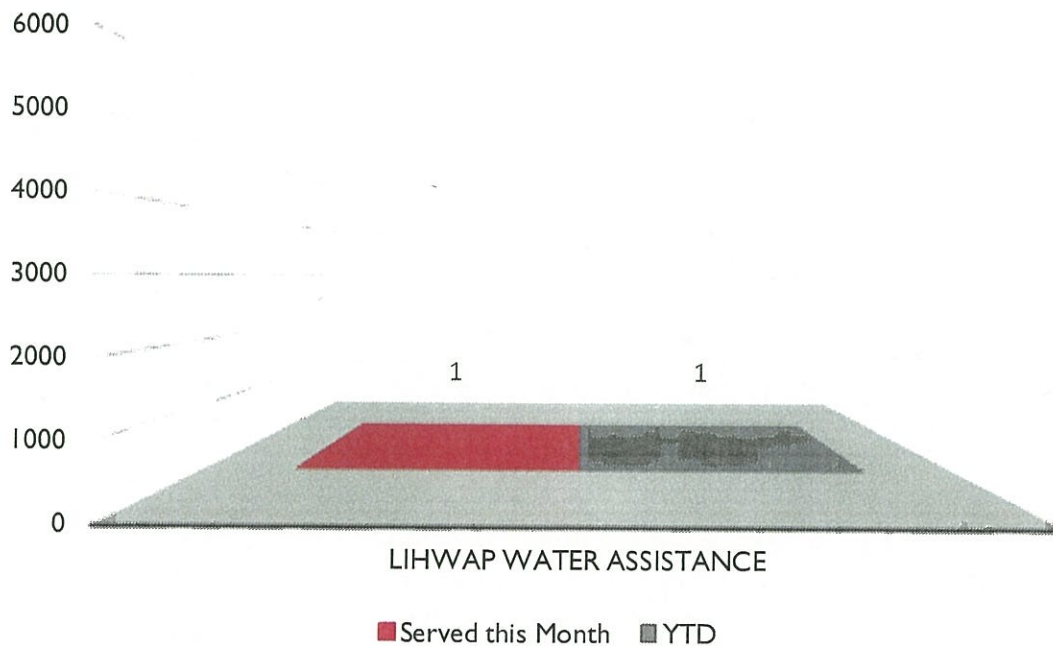
Elder Services



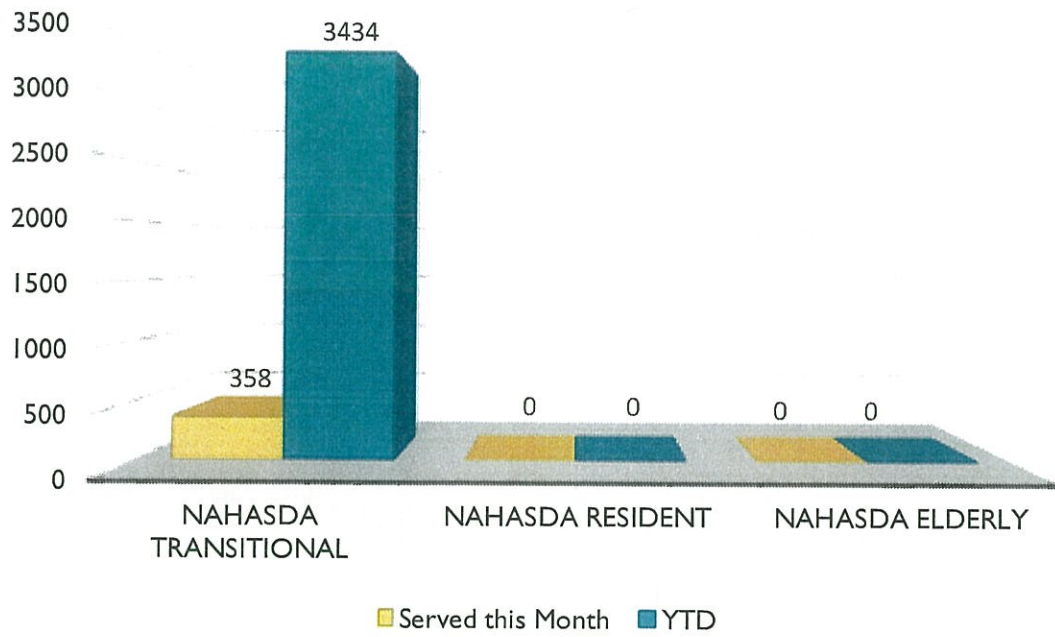
LIHEAP



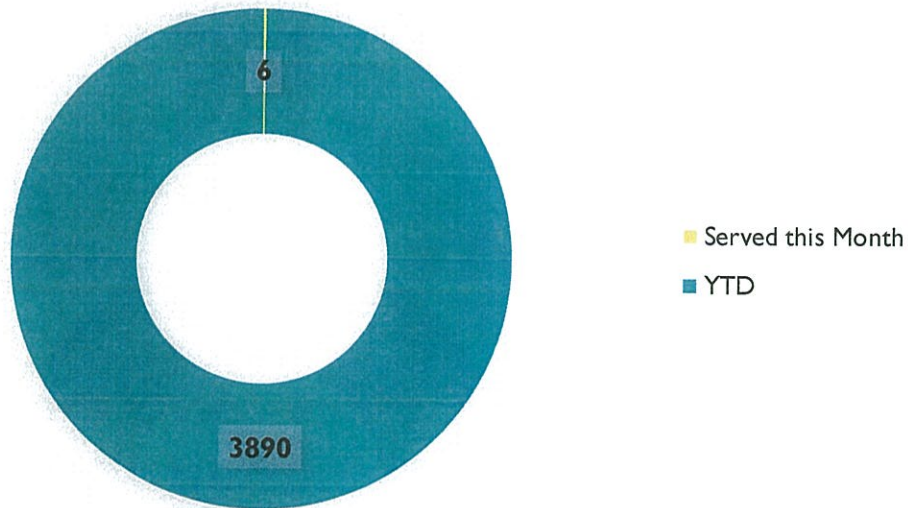
LIHWAP



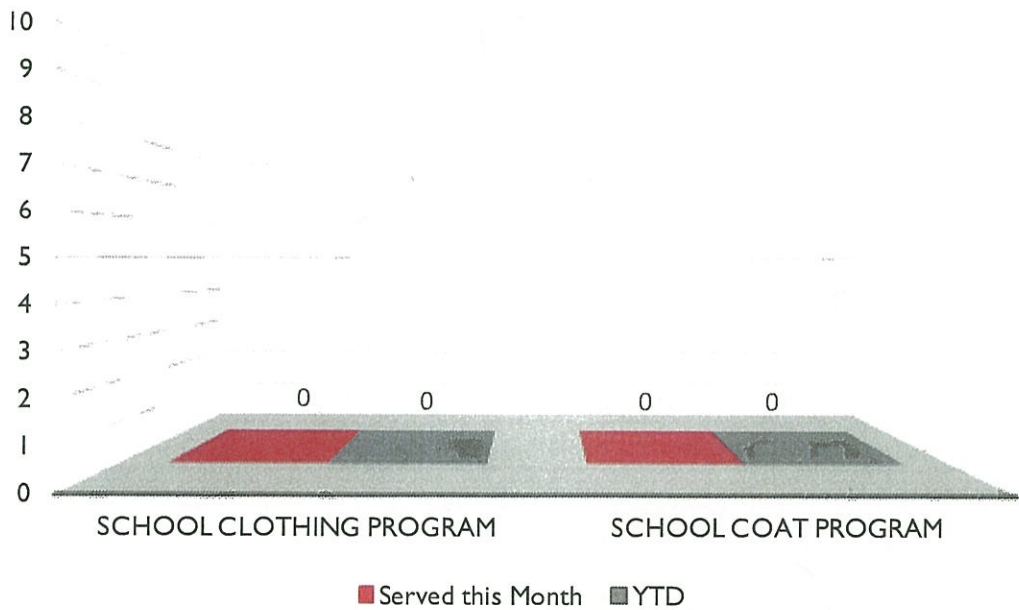
NAHASDA



Tribal Emergency Assistance



School Clothing Assistance



INDIAN CHILD WELFARE

SENIOR DIRECTOR – LOU STRETCH

PROGRAMS:

Programs with Court Interaction

Eligibility Notices, Prevention, & Intervention

Child Protective Services

Certification & Placement Services

EMPLOYEES 109

VACANCIES 52

VOLUNTEERS 0

Programs with Court Interaction

OCAPS: Out-Of-District Court Advocacy and Permanency Services

- Involved in child welfare cases in non-jurisdiction counties in Oklahoma and all 50 states.
- Most work is done telephonically or electronically.
- Emphasis on education about the Indian Child Welfare Act and ensuring States comply with it.

SCAPS: State Court Advocacy and Permanency Services

- Involved in child welfare cases inside the 14 counties of which all or part are within the jurisdiction of the Nation.
- Emphasis on education about the Indian Child Welfare Act and ensuring OKDHS compliance, and sometimes provide Tribal Foster Homes.
- Provides services to the families when OKDHS fails to do so or as an alternative to OK DHS services.

TCAPS: Tribal Court Advocacy and Permanency Services

- Involved in child welfare cases which are wholly under the jurisdiction of the Nation and OKDHS is not involved.
- These cases originate on Indian Country or are transferred in from State district courts. Hearings are held at our Tribal Court House. Tribal Foster Homes are fully utilized.

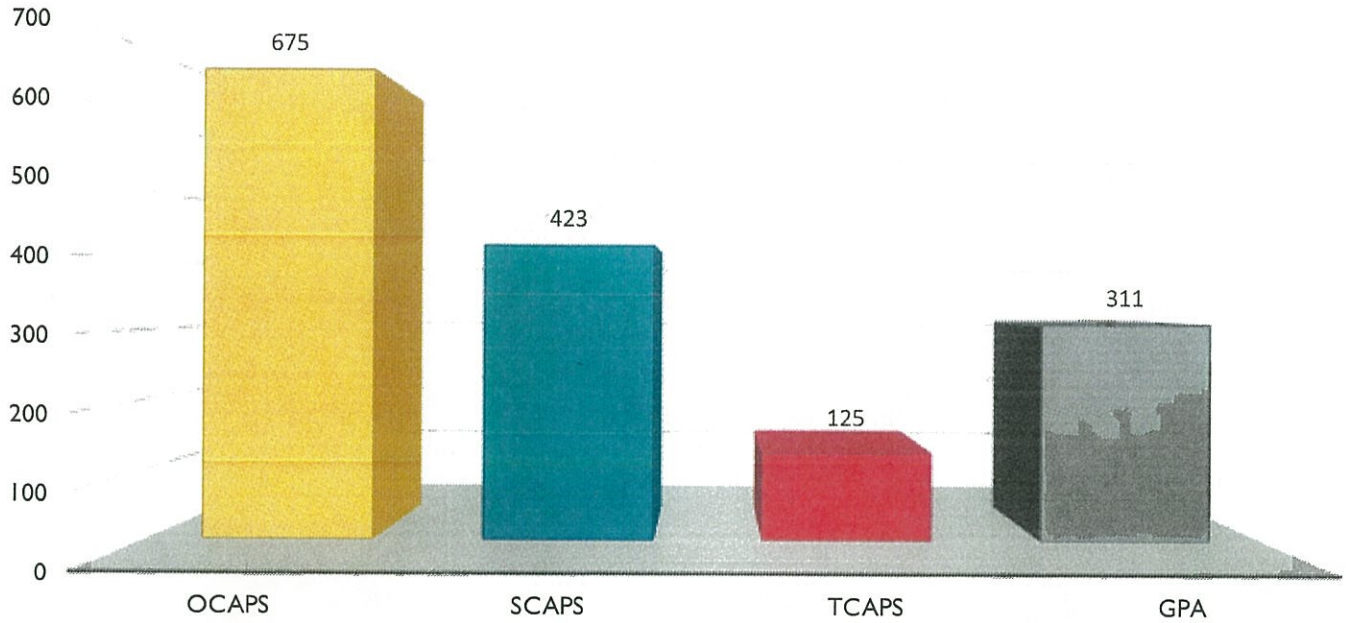
GPA: Guardianships and Private Adoptions

- Involved in civil adoption cases to include voluntary adoption, involuntary adoption and birth parent adoptions.
- Monitors Guardianships and Private Adoptions for compliance with the Indian Child Welfare Act and the best interests of children.
- Serves Cherokee children and their families in Tribal Courts and State Courts throughout the United States.

CPS: Child Protective Services

- Receives referrals involving allegations of maltreatment of Cherokee children.
- Investigates allegations of child maltreatment in Indian Country and co-investigates with DHS in some counties when Cherokee children are involved.

1,534 Children with Assigned ICW Workers

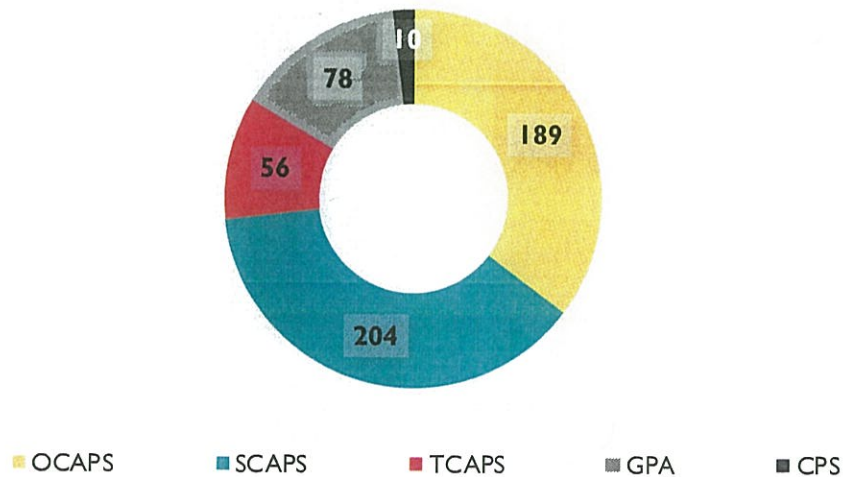


In October

Indian Child Welfare workers went to court 537 times on behalf of Cherokee children and families.

Indian Child Welfare staff worked on cases in 32 states.

Court Appearances



Eligibility Notices, Prevention, & Intervention

When a county or state's child welfare agency gets involved in the life of a family that they suspect to be Cherokee, they are required by the Indian Child Welfare Act (ICWA) to send notice to the tribe. The tribe must then reply to confirm or deny whether the children are members of (or eligible to become members of) the tribe.

Currently, with 7 case workers processing approximately 200-300 pieces of mail per month, response times may vary due to vacancies and depending on the amount of mail received. The tribe has a goal of responding between 45-60 days.

In October

Cherokee Nation received:

452 notices involving 794 children from the State of Oklahoma.

1,207 notices involving 2,028 children from locations outside of Oklahoma.

1,659 notices involving 2,822 children in total.

The average response-to-notice time this month was 59 days.

Indian Child Welfare Family Protection Services Unit (FPS) assists families in need of hands-on training to correct the conditions that lead to children being removed from their home. These services often include completing a 28-week parenting program that discusses topics like discipline, nutrition, budgeting, and housekeeping. We primarily assist all our tribal CAPS cases but can assist in state cases when a request is made. This helps ensure that families have the tools they need to be reunited. We have also added the Triple P Parenting curriculum to our program.

In October

FPS served 13 children and 10 families.

Child Protective Services

In October

Child Protective Services (CPS) received 395 referrals of child abuse/neglect.

395 referrals involved 694 children.

0 of the 395 were co-investigated by OKDHS and CPS.

12 of the 395 were investigated by CPS in Indian Country.

215 of the 395 referrals were from within reservation boundaries.

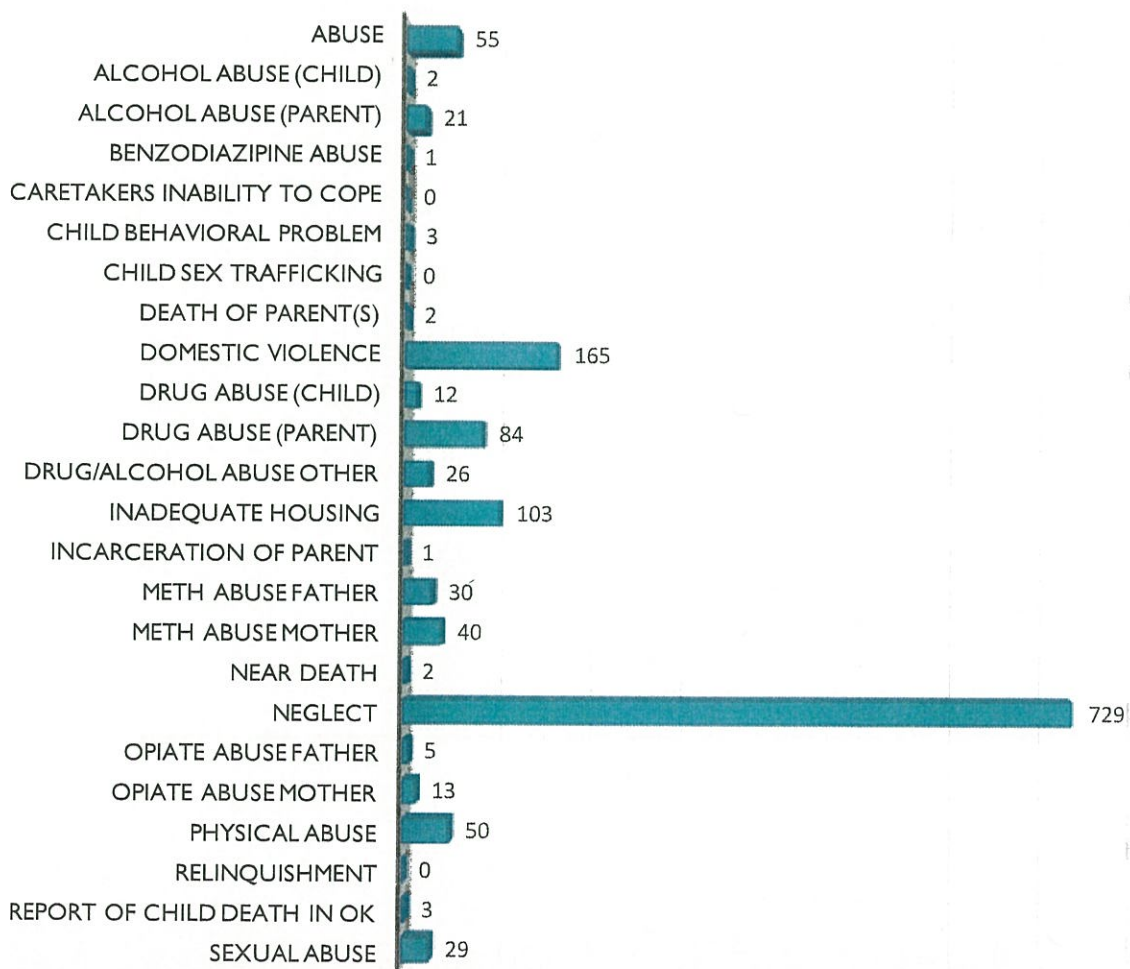
28 of the 395 referrals are those for which ICW is solely responsible.

3 Cherokee child(ren) were removed from tribal land due to confirmed abuse/neglect.

0 child death(s) occurred from within the reservation boundaries.

1 near death(s) occurred from within the reservation boundaries.

Types of Abuse/Neglect Reported

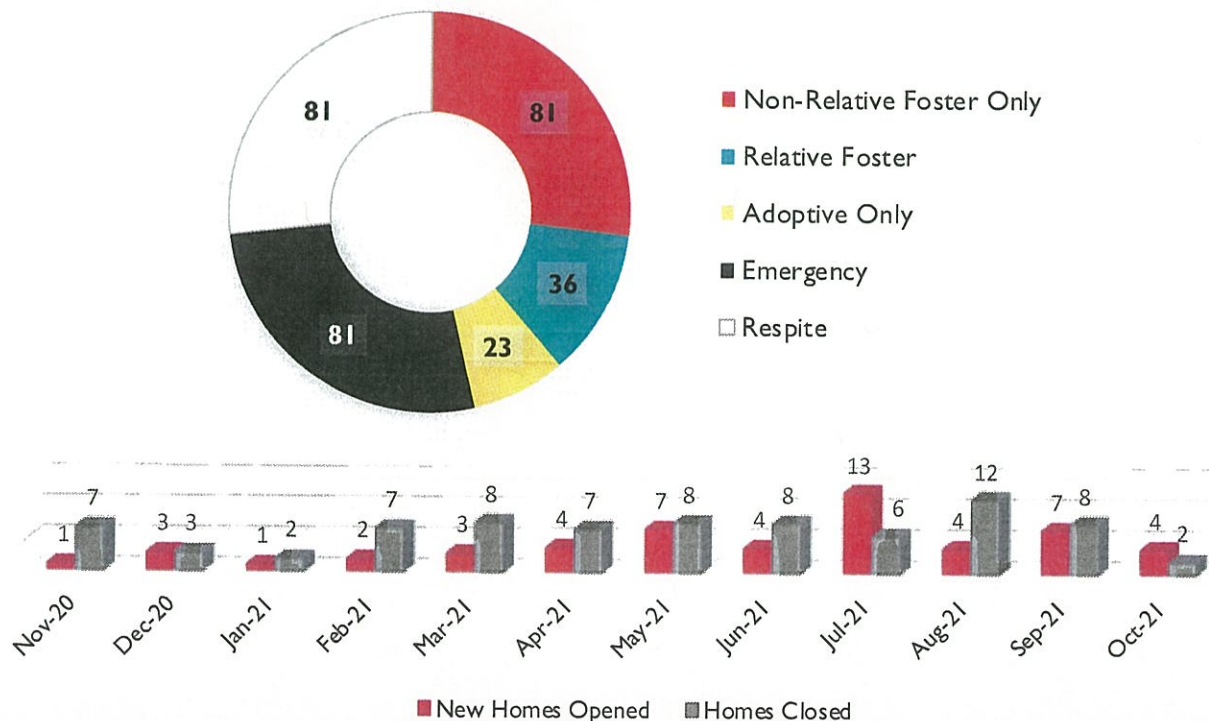


Certification & Placement Services (Foster & Adoptive Homes)

Types of Certified Placement Resource Homes

- Non-Relative Foster: Families who are willing to take in children they do not know on a temporary basis, but may last years. These families usually do not adopt children.
- Relative Foster: Families who are related to the children and are fostering them. They do not take in children they are not related to.
- Non-Relative Adoptive: Families who hope to adopt children when the children's parents' rights are terminated. These homes take placements of children who are legally free for adoption.
- Emergency: Homes that take placement on an emergency basis not to exceed 48 hours.
- Respite: Homes that take placement on a temporary basis, not to exceed 10 days.

Homes by Type



OFFICE OF CHILD SUPPORT

DIRECTOR – KARA PASQUA

EMPLOYEES 32

VACANCIES 5

VOLUNTEERS 0

Total Client Contacts

2,750

Total Court Hearings

40

Total Actions on CS Cases

1,881

Total Client Interview Contacts

19

Total Applications Distributed

70

Total Cases Opened

13


Total Referrals for Services

32

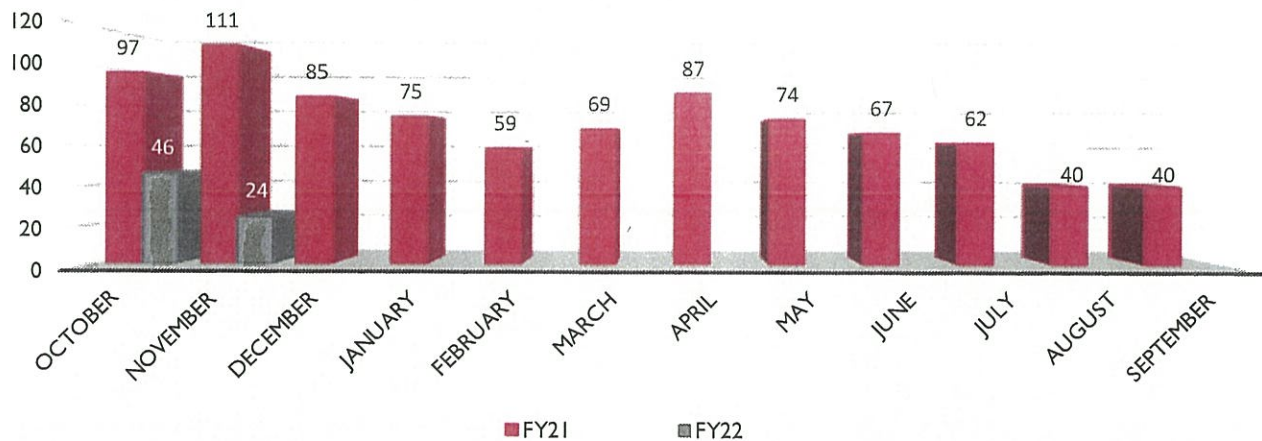
Total Collections for October

\$274,045

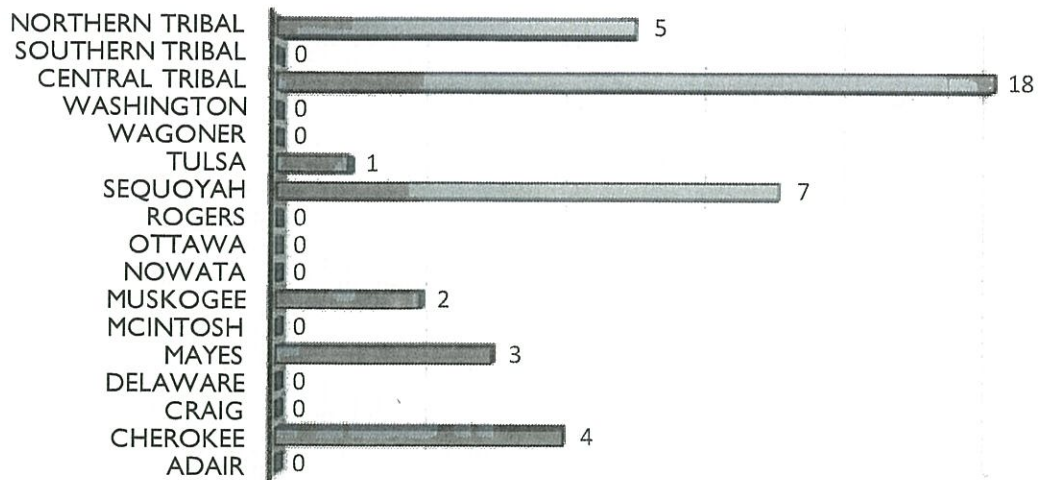
Total Quarterly Collections



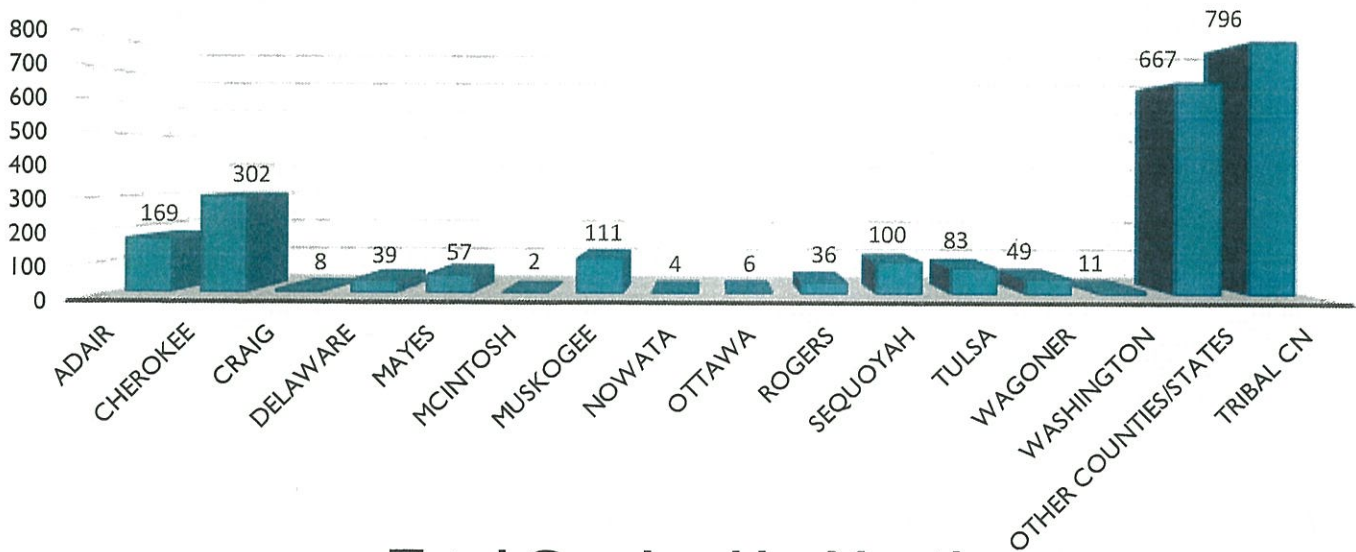
Total Applications Received




Court Docket Appearances



Case Load by County



Total Caseload by Month



Child Support Program Updates

The Office of Child Support Services continues to serve clients Monday – Friday 8-5 p.m. Two of the child support staff were recently voted onto the Board of Directors for the Oklahoma Tribal Child Support Association. The Director was voted in to the Board of Directors for the National Tribal Child Support Association. The child support online payment portal, located on the CS website, has been successfully implemented as a payment option for obligors since going live Sept 15th. The program regularly updates their website with useful information about the program and other resources that may assist families- <https://childsupport.cherokee.org>. The program's website has continued to see regular activity, and in October 2021, there were 3,041 unique views to the website.

“Strong Parents, Strong Families, Strong Foundations”

YOUTH SERVICES & SPECIAL PROJECTS

DIRECTOR – LINDA VANN

PROGRAMS:

John A. Ketcher Youth Services Center
Youth Services

EMPLOYEES	17.5
VACANCIES	4
VOLUNTEERS	0

John A. Ketcher Youth Services Center

Young People Served

0

Admissions

4

Youth Services

Total Clients Served

710

Total Community Events & Presentations

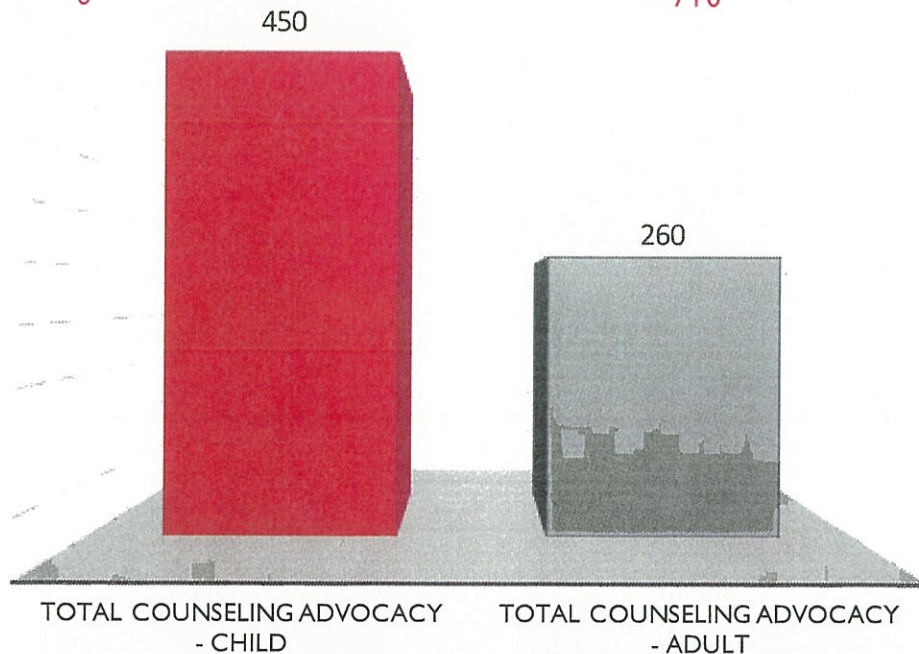
3

Crisis Calls

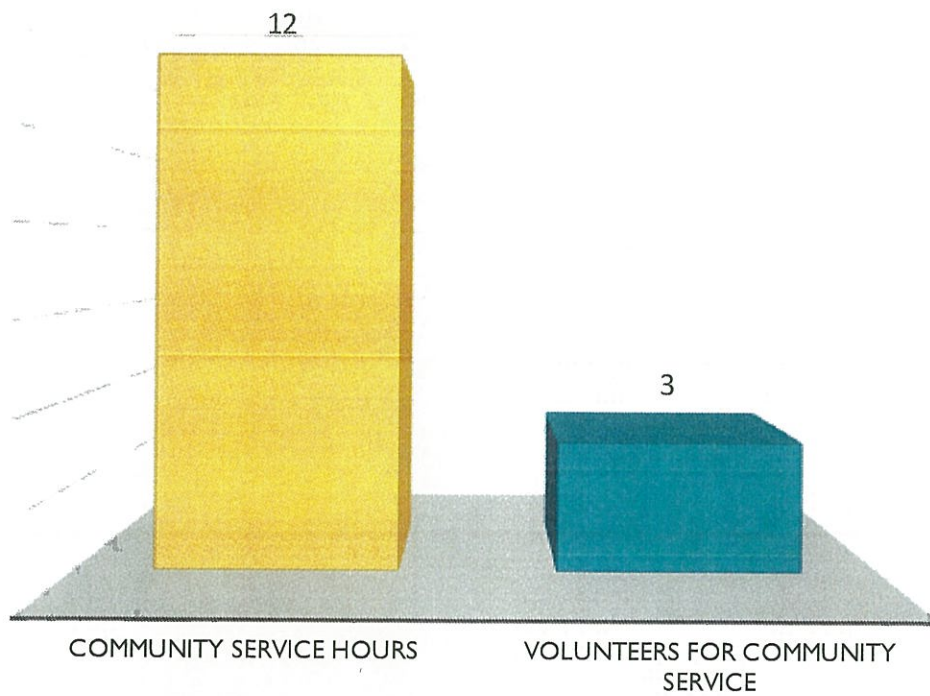

0

Participants in Presentations

710



Juvenile First Time Offender Program



CHEROKEE NATION TRIBAL COUNCIL

COMMUNITY SERVICES COMMITTEE REPORT

Group : Transportation & Infrastructure

Month/Year of Report: November 2021 (Data for October 2021 Activities)

Executive Director: Michael Lynn

Phone: 453-5396 **E-mail:** michael-lynn@cherokee.org

I. Budget Highlights

ARPA Water & Sewer Projects funded:

CN CHERRY TREE WATER SYSTEM IMPROVEMENTS	\$ 4,500,000.00
CN CHEROKEE RWD #1/MUSKOGEE RWD #7 CONNECTION	\$ 800,000.00
CN CHERRY TREE SANITARY SEWER SYSTEM CONNECTION	\$ 1,500,000.00
CN MARBLE CITY SANITARY SEWER SYSTEM IMPROVEMENTS	\$ 1,500,000.00
CN NOWATA WATER SYSTEM IMPROVEMENTS	\$ 1,000,000.00
CN CHELSEA WWTP IMPROVEMENTS	\$ 2,000,000.00
CN DELAWARE CO RWD #1 WATER STORAGE TANK	\$ 500,000.00
CN LENAPAH WATER SYSTEM IMPROVEMENTS	\$ 700,000.00
CN SDCRWA CHEWEY WL EXTENSION	\$ 1,400,000.00
CN SEPTIC PUMP TRUCKS	\$ 300,000.00
TOTALS	\$14,200,000.00

II. Program Highlights

a.) Balanced Scorecard Measures

- 39 new water & septic installs
- 21 water & septic repairs
- 20 water analyses performed
- 36 site evaluations
- 19 soil tests
- 39 food handlers trained
- 68 facility inspections, technical assistance and investigations

• Accomplishments

Notified that our 2019 emergency project to restore water to Webbers Falls (ECOWA) was selected as the 2021 Aquarius Award winner by EPA in the category of innovative financing. This was the 2nd year that a CN project was selected as a national award winner.

Participated in the Tahlepaws rabies clinic and administered 198 vaccinations.

Set up initial agreement and PO with Oklahoma Rural Water Association for MSWA system evaluations. Locust Grove will be evaluated as a pilot to tweak the evaluation forms and process.

Began water leak detection and repair program with Cherry Tree Rural Water District

CHEROKEE NATION TRIBAL COUNCIL

COMMUNITY SERVICES COMMITTEE REPORT

- **Future Plans**

Meet with GGEDA, EODD and Communities Unlimited to begin GIS data collection for MSHA..

Meeting with systems about ARPA funded projects.

ARPA (FRF) project funding MOA's with communities for water/sewer projects.



Cherokee Co RWD 11 New Tower Site



New Clarifier Locust Grove Water Treatment Plant Improvements

CHEROKEE NATION TRIBAL COUNCIL
COMMUNITY SERVICES COMMITTEE REPORT



New control structure Braggs Sanitary Sewer Improvements



Inola WW Improvements Project

CHEROKEE NATION TRIBAL COUNCIL
COMMUNITY SERVICES COMMITTEE REPORT



Cherry Tree Water Leak Detection

OFFICE OF ENVIRONMENTAL HEALTH
PERFORMANCE: OCTOBER 2021

Director: Billy Hix

Phone: 453-5126

DISTRICT # & COUNTY	FACILITY DATA SYSTEM			Food Handlers Trng	INDOOR AIR QUALITY Sampling/TA	Water Test Completed BACT/Chemical	Primary Drinking Water Standards Violations	Well Assessments	Site Evals	Perc Tests	Soil Profiles	
	Inspections - Referrals	Investigations - Complaints	Technical Assistance									
1 - Cherokee	15	2	2	22		BT 2/Chem 2	5		2			
4 - Muskogee/McIntosh	2					BT 1/Chem 1	2		2			
5 & 6 - Sequoyah	5					BT 1/Chem 1			6			
7 & 8 - Adair			1			BT 1/Chem 1			4		1	
9 & 10 - Delaware/Ottawa	4					BT 2/Chem 3	5					
11 - Craig									1		1	
12 - Nowata/Washington	2											
13 - Tulsa		2	4	17								
14 - Rogers	3								5			
15 - Mayes	1		1			BT 3/Chem 4	4	1	7		5	
MONTHLY TOTAL	32	3	33	39	0	20	16	1	36	0	19	4
YEAR TO DATE		68		39	0	20	16	1	36	19		4
ANNUAL GOAL		800		800				50	200	200		100
% COMPLETE		9%		5%				2%	18%	10%		4%

HIGHLIGHTS:

Training - Oklahoma Onsite Wastewater Conference

Meetings - City of Tahlequah - Tahlepaws

Misc. - Rabies Clinic Tahlequah - 198 vaccinations

PROGRAM DESCRIPTION:

This office helps to ensure that tribal facilities are operated in a safe and sanitary manner and provides Tribal members with services and information to lead environmentally healthy lifestyles through inspections and investigations related to food, vectors, water and waste water. This office further provides food service training for certification, environmental disease prevention training, injury prevention intervention, water sampling, and indoor air quality investigations.

CHEROKEE NATION
ENGINEERING & SANITATION FACILITIES CONSTRUCTION

MONTHLY REPORT FOR 2021 October– COMMUNITY WATER & WASTEWATER PROJECTS

PROJECT NAME: Kenwood Water District – Water Loss Reduction Phase I – OK16U28
DESCRIPTION: Install route meters and additional valves to isolate leaks and prioritize worst areas for replacement projects.
TRIBAL HOMES: 174 +/-
FUNDING SOURCE(S): I.H.S. / EPA
STATUS: In-Progress – Under Construction
CN DISTRICT IMPACTED: DIST 9
Total Project Cost: \$302,000.00

PROJECT NAME: Cherry Tree Wastewater Force Main to Stilwell – OK18V44
DESCRIPTION: Construction of 21,500 l.f. of 6-inch force main to City of Stilwell Wastewater Collection System. Develop Closeout plan for existing lagoons at Cherry Tree Industrial Park.
TRIBAL HOMES: 68 +/-
FUNDING SOURCE(S): I.H.S. / E.P.A.
STATUS: Engineering Complete, Pending Construction Start
CN DISTRICTS IMPACTED: DIST 7 / DIST 8
Total Project Cost: \$1,172,000.00

PROJECT NAME: Pine Ridge WL Extension – Cherokee RWD #3 – OK18V31
DESCRIPTION: Construction approximately 6,500 l.f. of 2-inch waterline along Pine Ridge Road and 525 Road in Cherokee County.
TRIBAL HOMES: 7 +/-
FUNDING SOURCE(S): I.H.S. / Cherokee Nation
STATUS: Pending Construction Start Date
CN DISTRICTS IMPACTED: DIST 2
Total Project Cost: \$119,000.00

PROJECT NAME: TPWA – Blue Bird Dr WLX – OK19V56
DESCRIPTION: Install 6,300' of 12" & 6"
TRIBAL HOMES: 4
FUNDING SOURCE(S): EPA
STATUS: Preliminary, working on Easements
CN DISTRICTS IMPACTED: 3
Total Project Cost: \$55,000.00

PROJECT NAME: Iron Side Water District (Craig Co.) – Transmission/System Rehabilitation – OK19V72
DESCRIPTION: 7,000' of 6", 25,000 gal. Standpipe
TRIBAL HOMES: 64
FUNDING SOURCE(S): EPA/IHS/Other
STATUS: Pending Construction Start Date
CN DISTRICTS IMPACTED: 11
Total Project Cost: \$714,000.00

PROJECT NAME: North 586 Rd Waterline Extension – OK19W02
DESCRIPTION: 3,800' of 4", 1,300' of 2"
TRIBAL HOMES: 6 +/-
FUNDING SOURCE(S): I.H.S. / Other
STATUS: Pending Construction Start Date
CN DISTRICTS IMPACTED: DIST 9
Total Project Cost: \$146,000.00

PROJECT NAME: Cherokee #3/N. Bryant Rd. – OK19V79
DESCRIPTION: 7,900 LF of 6"
TRIBAL HOMES: 2
FUNDING SOURCE(S): IHS
STATUS: Preliminary
CN DISTRICTS IMPACTED: 1
Total Project Cost: \$40,000.00

PROJECT NAME: Cherokee #3/W Grandview Rd. – OK19V81
DESCRIPTION: 6,800 LF of 4"
TRIBAL HOMES: 10
FUNDING SOURCE(S): IHS/Other
STATUS: Pending Construction Start Date
CN DISTRICTS IMPACTED: 1
Total Project Cost: \$192,500.00

PROJECT NAME: Cherokee #3/W. 750 Rd – OK19V82
DESCRIPTION: 5,500 LF of 4"
TRIBAL HOMES: 8
FUNDING SOURCE(S): IHS/Other
STATUS: Pending Construction Start Date
CN DISTRICTS IMPACTED: 1
Total Project Cost: \$184,500.00

PROJECT NAME: Cherokee #11 / Distribution System Improvements – OK19V85
DESCRIPTION: Water loss survey, replace 5 mi. waterline, Construct 2.5 mi of 8", Standby power.
TRIBAL HOMES: 724
FUNDING SOURCE(S): IHS/Other
STATUS: Waterline replaced/installed, Pending tower completion.
CN DISTRICTS IMPACTED: 1
Total Project Cost: \$2,675,000.00

PROJECT NAME: Cherokee County / Tenkiller Utility Authority – OK19V89
DESCRIPTION: 3.3 MGD Treatment Plant, 95,235 lf of 6", 93,890 lf of 8", 41,560 lf of 10", 84,785 lf of 12", 59,935 lf of 16", 5,970 lf of 20", 5 storage tanks, 14 connections to existing water systems.
TRIBAL HOMES: 1678
FUNDING SOURCE(S): IHS/USDA-RD
STATUS: Finalizing Plans
CN DISTRICTS IMPACTED: 1,2,15
Total Project Cost: \$11,545,000.00

PROJECT NAME: Rogers County / Inola PWA – WW System Rehabilitation – OK19V90
DESCRIPTION: 14,720 lf of pipe rehab/replacement, 73 manhole rehabs.
TRIBAL HOMES: 91
FUNDING SOURCE(S): EPA CWA, IHS
STATUS: Under Construction
CN DISTRICTS IMPACTED: 15
Total Project Cost: \$5,128,000.00

PROJECT NAME: Muskogee County / Braggs PWA – Sewer System Upgrade – OK19V91
DESCRIPTION: Install 8" & 12" sewer line, new manholes, lift stations, sludge removal.
TRIBAL HOMES: 45
FUNDING SOURCE(S): IHS / Other
STATUS: Under Construction
CN DISTRICTS IMPACTED: 4
Total Project Cost: \$2,138,000.00

PROJECT NAME: Mayes County / Locust Grove PWA – OOWA Connection – OK19V94
DESCRIPTION: 45,000 lf of 12", 695 gpm pump station to connect to Oklahoma Ordinance Works Authority located in Mid America Industrial Park.
TRIBAL HOMES: 307
FUNDING SOURCE(S): IHS / Other
STATUS: Under Construction, Start 8/17/20
CN DISTRICTS IMPACTED: 9,15
Total Project Cost: \$6,377,000.00

PROJECT NAME: Cherokee County / TPWA – Indian Meadows SS – OK19W00
DESCRIPTION: Install 5,000' of 12" sewer main and 9,000' of 8" sewer main to connect homes to TPWA sewer system.
TRIBAL HOMES: 118
FUNDING SOURCE(S): IHS
STATUS: Pending final easements
CN DISTRICTS IMPACTED: 3
Total Project Cost: \$1,355,000.00

PROJECT NAME: Delaware County / Kenwood Sewer Lagoon Rehab – OK20W13
DESCRIPTION: Repair and Modify all 3 Sewer Lagoons, repair dikes, replace liners, new fencing, erosion control.
TRIBAL HOMES: 24
FUNDING SOURCE(S): IHS, EPA, Tribal
STATUS: Preliminary, Design Phase
CN DISTRICTS IMPACTED: 9
Total Project Cost: \$1,032,000.00

PROJECT NAME: Nowata County / Nowata Municipal Auth. – Raw Water Intake – OK20W23
DESCRIPTION: Install third pump, replace valving, repair isolation gates, replace ladder, replace jib crane
TRIBAL HOMES: 469
FUNDING SOURCE(S): IHS, Other
STATUS: Preliminary Phase
CN DISTRICTS IMPACTED: 12
Total Project Cost: \$201,000.00

PROJECT NAME: Delaware County / Colcord PWA – Sewer System Rehab – OK21W67
DESCRIPTION: Install 4,800' of 8" pvc sewer, rehab lift station and lagoon transfer station.
TRIBAL HOMES: 81
FUNDING SOURCE(S): IHS, CDBG
STATUS: Preliminary Phase
CN DISTRICTS IMPACTED: 9
Total Project Cost: \$504,000.00

Service Spotlight

This newsletter is intended to provide a spotlight on a service recently provided through the Cherokee Nation Engineering & Sanitation Facilities Construction program.

Mrs. Broughton, a Cherokee Citizen, is building a new home near Westville, OK. Mrs. Broughton submitted an application in March 2021 but did not start construction on the home until May 2021. A soil test was completed that same month. In September 2021 a purchase order was issued to Jerry's Excavation to install the septic tank/drainfield and water service line. Due to distance from the rural water system a well was drilled to provide water to the home. The septic system was installed in October 2021 and the well drilled in November 2021.



Applicant:

Justina Broughton

Westville, OK

Funding Source:

IHS Housing Support Funds
OK21F42

Total Cost of Service:

\$23,800

Mitigating factors/challenges overcome:

Distance to rural water

CN Council District

District 7



CHEROKEE NATION TRIBAL COUNCIL
DEPARTMENT OF TRANSPORTATION & INFRASTRUCTURE COMMITTEE REPORT

Group: Department of Transportation & Infrastructure **Month/Year of Report:** Nov. 2021

Executive Director: Michael Lynn **Phone:** 918-453-5396 **E-mail:** Michael-Lynn@cherokee.org

Comments:

ADAIR COUNTY PROJECTS:

1. Rocky Mountain School Loop Bridge (TCM Dist. 7) – Estimated project cost is \$1,206,956 – Silver Spur has been awarded the project for the amount of \$1,401,918 and a completion date of June 01, 2022. Remaining funds from the road project will be reprogrammed to the bridge project. Silver Spur will begin construction December 6, 2021.

CHEROKEE COUNTY PROJECTS:

1. Northeast Fort Gibson Phase II (TCM Dist. 1 & 4) – Estimated project cost is \$4,286,784. – H&G Paving Contractors, Inc. was awarded the project for \$2,840,987.40 with a construction ending date of November 1, 2022.
2. Hulbert Lost City Road (TCM Dist. 1) – Estimated project cost is \$5,309,853. Placing of concrete structures and fill material. The project is 46% complete.
3. Mud Valley (TCM Dist. 1 & 3) – Estimated project cost is \$14,432,000. Right of Way acquisition of 79 total parcels continues. Seventy three percent (58) of the parcels have been acquired. Utility Coordination is in the process of obtaining relocation plans and cost estimates.

CRAIG COUNTY PROJECTS:

1. NS4340 also known as White Oak road (TCM Dist. 11) – Estimated project cost is \$9,442,834. This project was completed on October 28, 2021 with a final cost of \$8,080,797.99. A final inspection was performed on November 16, 2021.
2. NS4410 Road (TCM Dist. 11) – Estimated project cost is \$5,597,000. Waterline relocation has been delayed due to “domestic fittings” supply shortage. Estimated completion date has been extended to the end of February 2022.

MAYES COUNTY PROJECTS:

1. Chimney Rock Hollow (TCM Dist. 9)– Estimated project cost is \$7,908,924. Project is 35% complete: Contractor is placing RCB and side drains and working on subgrade.

CHEROKEE NATION TRIBAL COUNCIL
DEPARTMENT OF TRANSPORTATION & INFRASTRUCTURE COMMITTEE REPORT

SEQUOYAH COUNTY PROJECTS:

1. Dwight Mission Road (TCM Dist 5) – Estimated project cost is \$10,263,728. This is a cooperative project between ODOT, Sequoyah County and CNDOT. This project is approximately 80 % complete. A detour has been constructed, along with drainage structures, erosion control, and widening of shoulders. Solid Slab Sod has been laid as well.

CHEROKEE TRANSIT SYSTEM:

Ridership on all routes for the month of October 2021 were:

1. Sallisaw to Tahlequah – 116 rides
2. Pryor to Catoosa – 263 rides
3. Salina to Catoosa – 147 rides
4. Stilwell to Tahlequah – 63 rides
5. Muskogee to Tahlequah – 111 rides
6. Tahlequah to Chouteau/Hulbert – 33 rides
7. Tahlequah to Catoosa – 73 rides
8. Stilwell to West Siloam Springs – 29 rides
9. Individual Demand Response Trips: 6,957

Total Rides: 7,792

Note: Ridership reports run 2 months behind.

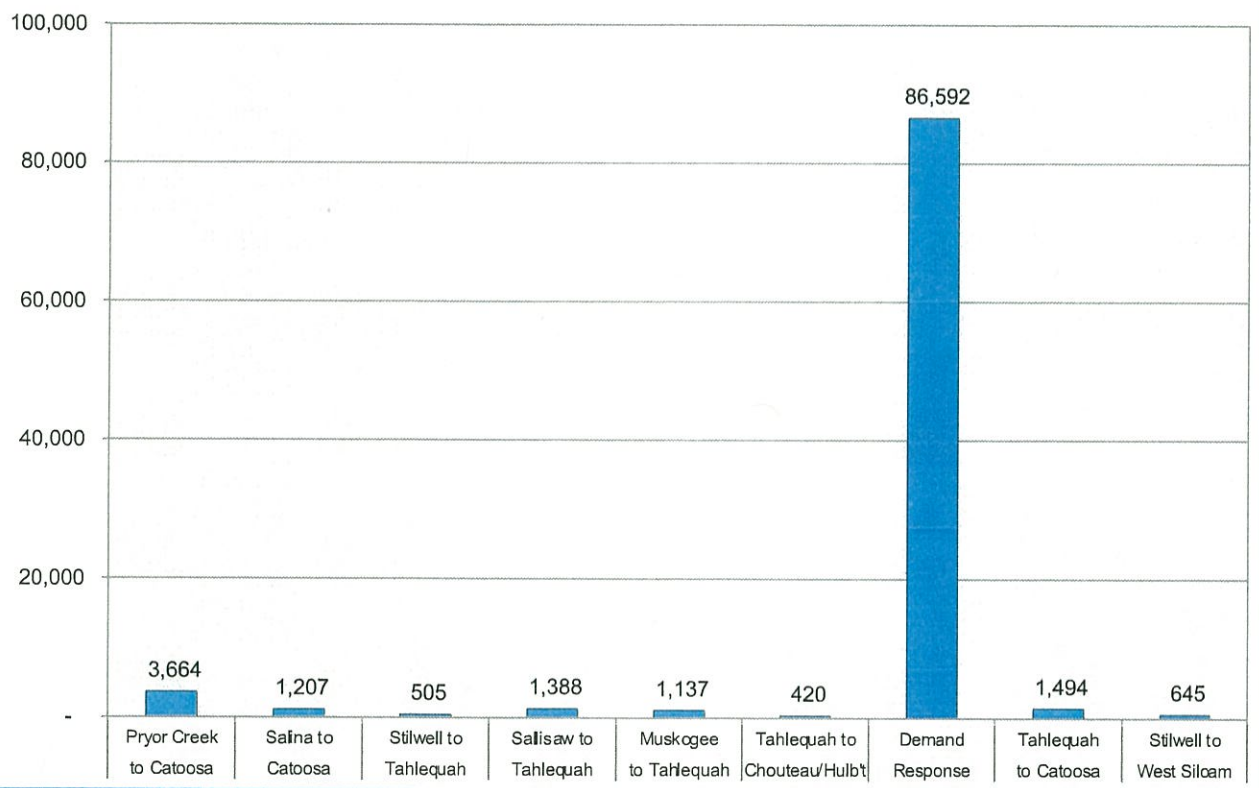
GWYD DBF
CHEROKEE NATION®



Cherokee Nation Transit

Ridership Update – November 2021

Cherokee Nation Transit - 97,052 Rides YTD

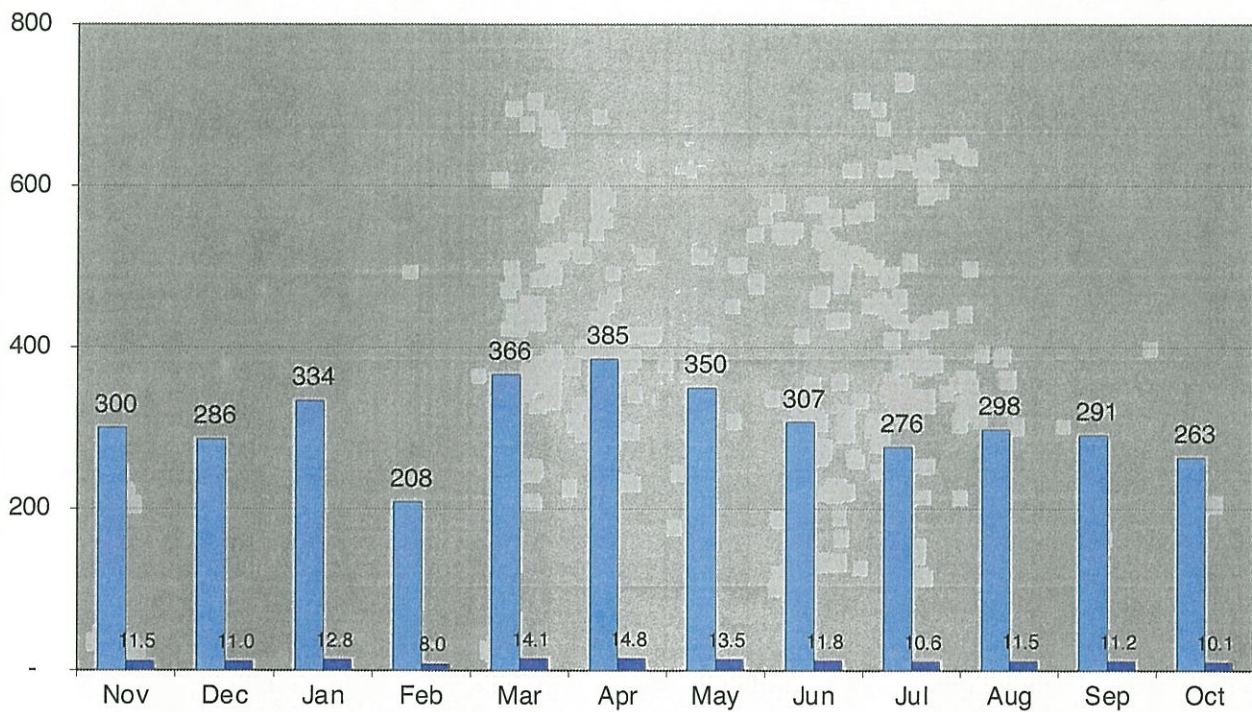


October 2021 Route Performance

Route	Number of Rides
Pryor Creek to Catoosa	263
Salina to Catoosa	147
Stilwell to Tahlequah	63
Sallisaw to Tahlequah	116
Muskogee to Tahlequah	111
Tahlequah to Chouteau/Hulbert	33
Tahlequah to Catoosa	73
Stilwell to West Siloam Springs	29
Individual Demand Response Trips	6,957
Grand Total	7,792

Pryor Creek to Catoosa Monthly Ridership - 2020/2021

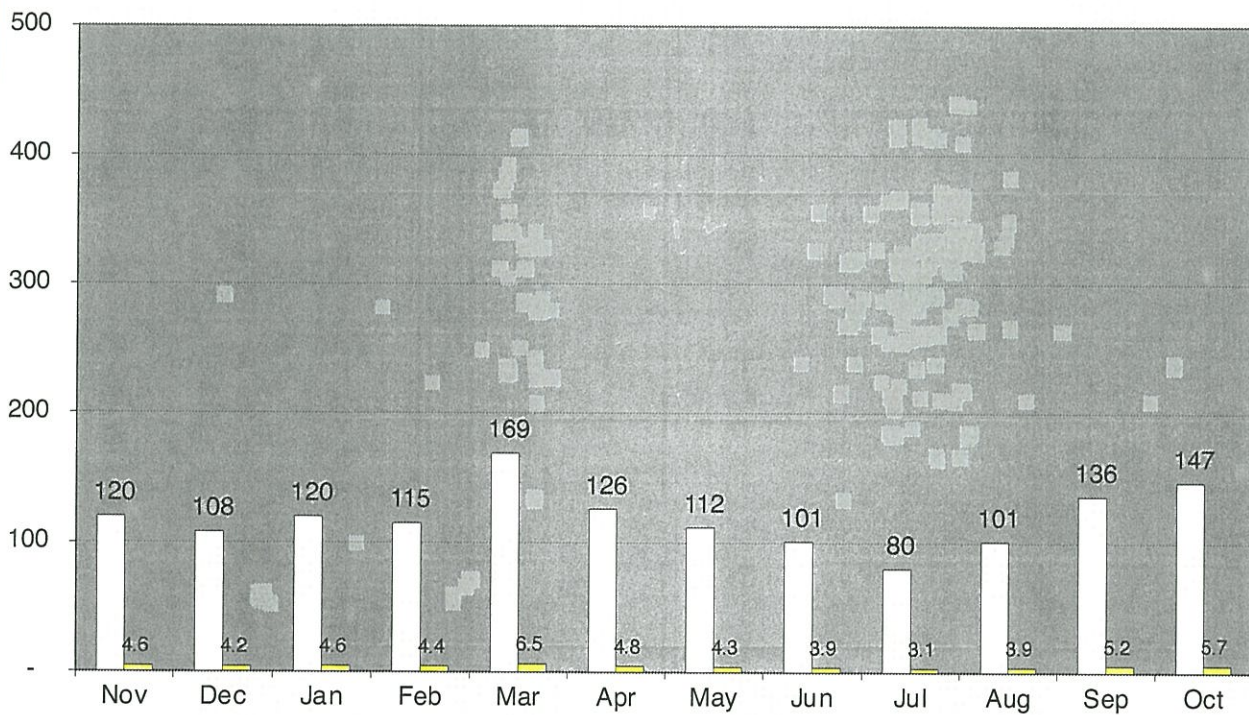
■ Total Number of Rides ■ Average Number of Rides Per Day



GWX3 DBF
CHEROKEE NATION®

Salina to Catoosa Monthly Ridership - 2020/2021

□ Total Number of Rides ■ Average Number of Rides Per Day

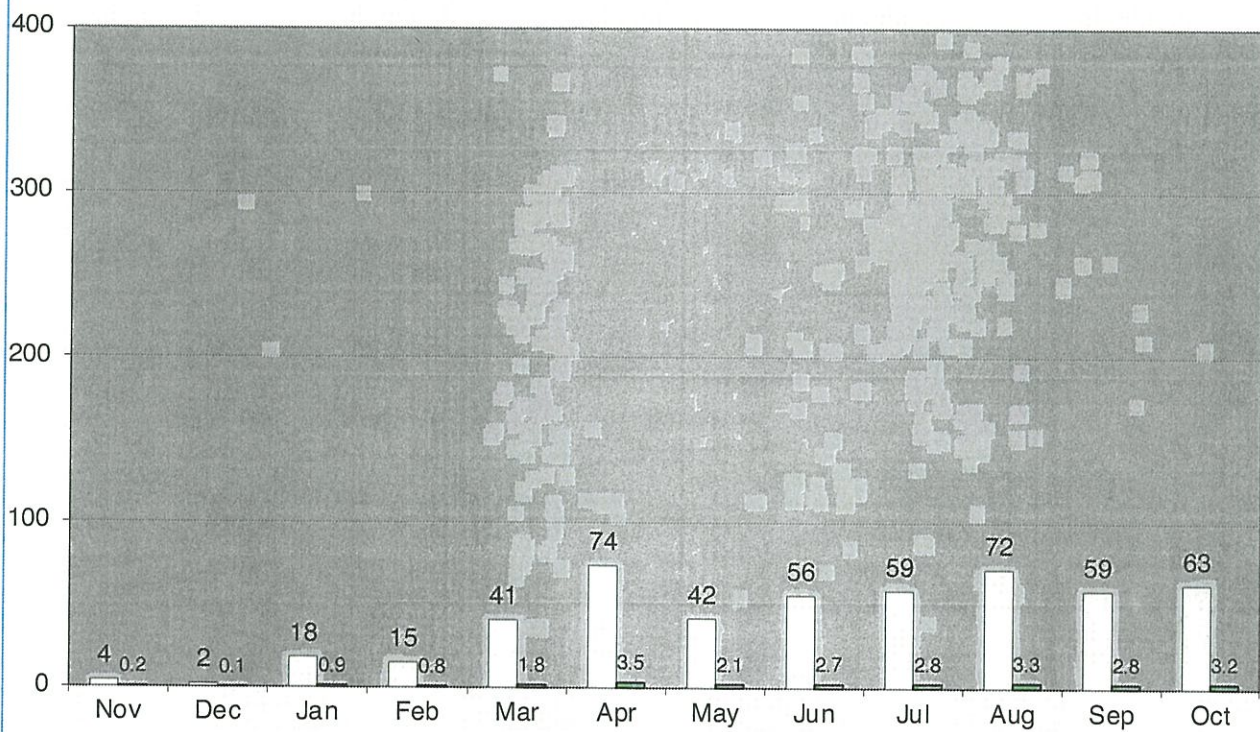


GWYD D&P
CHEROKEE NATION®

5

Stilwell to Tahlequah Monthly Ridership - 2020/2021

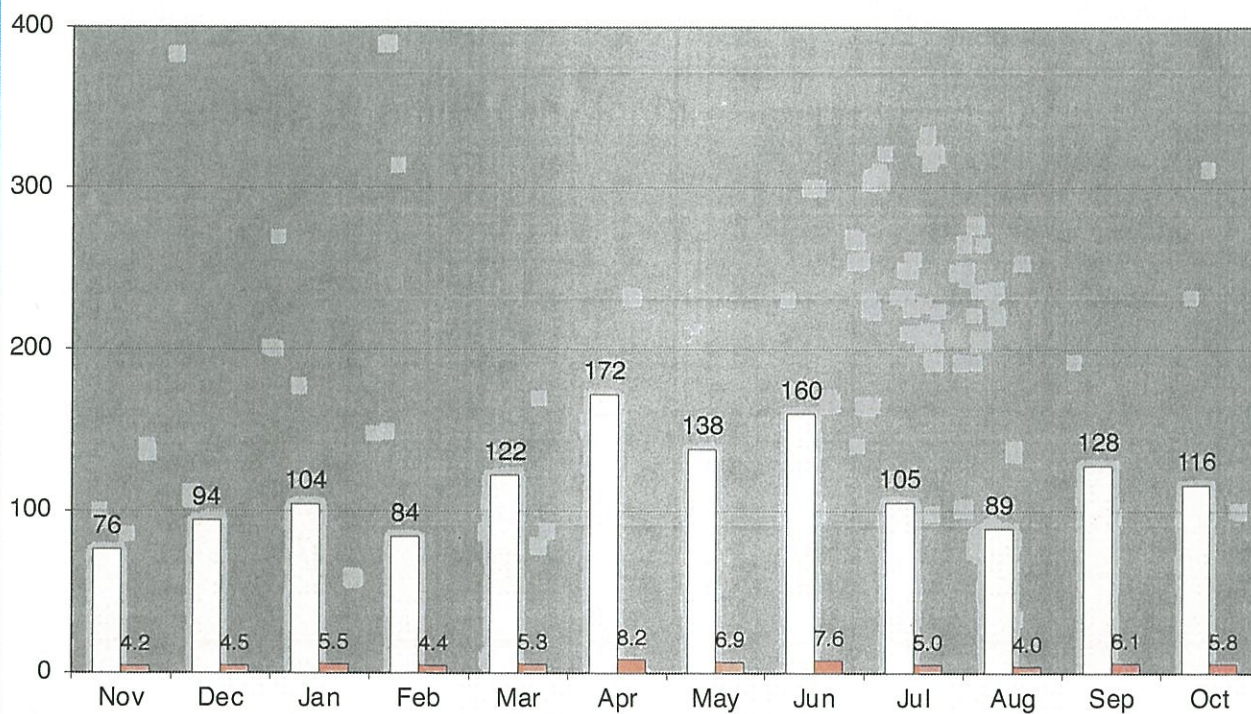
□ Total Number of Rides ■ Average Number of Rides Per Day



GWYD DBP
CHEROKEE NATION®

Sallisaw to Tahlequah Monthly Ridership - 2020/2021

□ Total Number of Rides

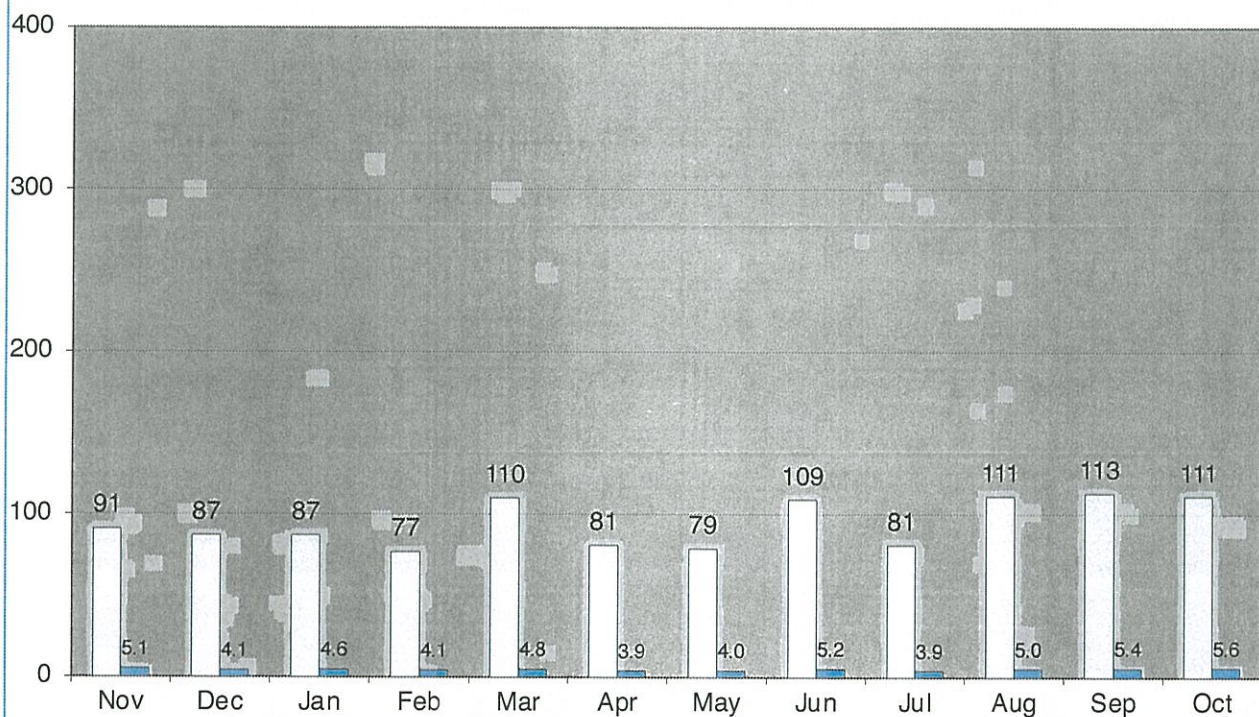


GWVJ D&P
CHEROKEE NATION®

7

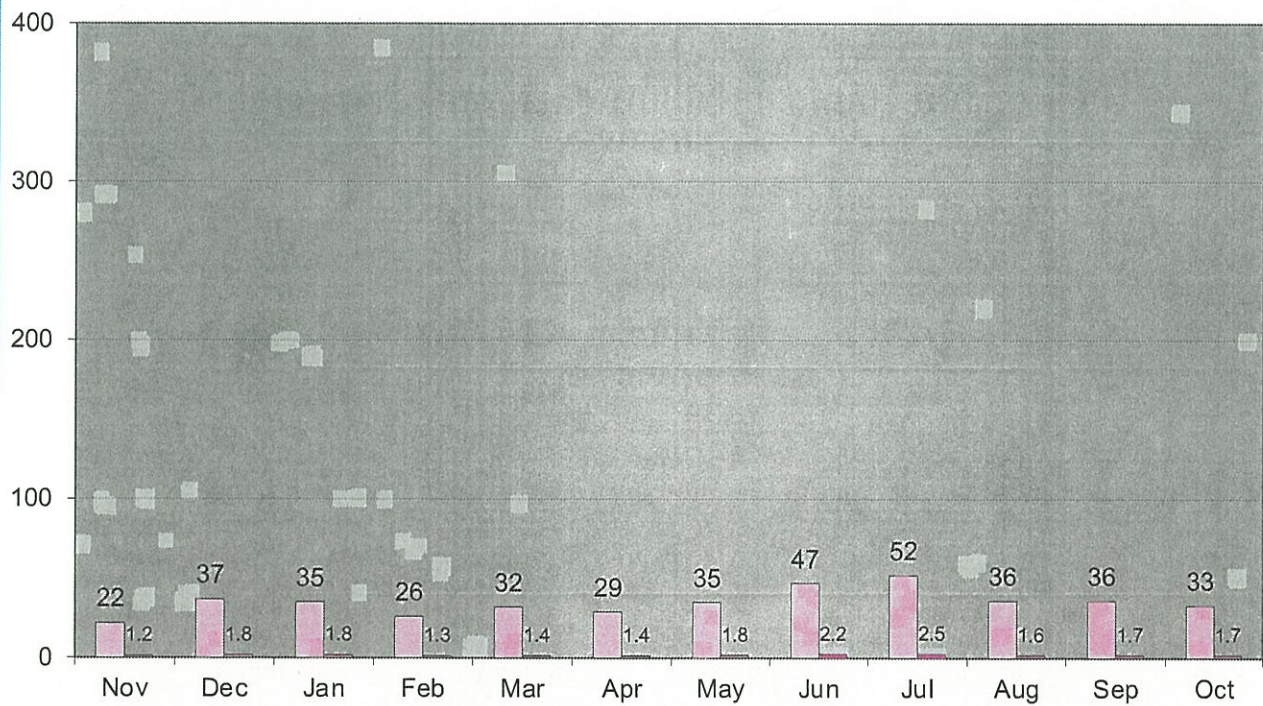
Muskogee to Tahlequah Monthly Ridership - 2020/2021

□ Total Number of Rides ■ Average Number of Rides Per Day



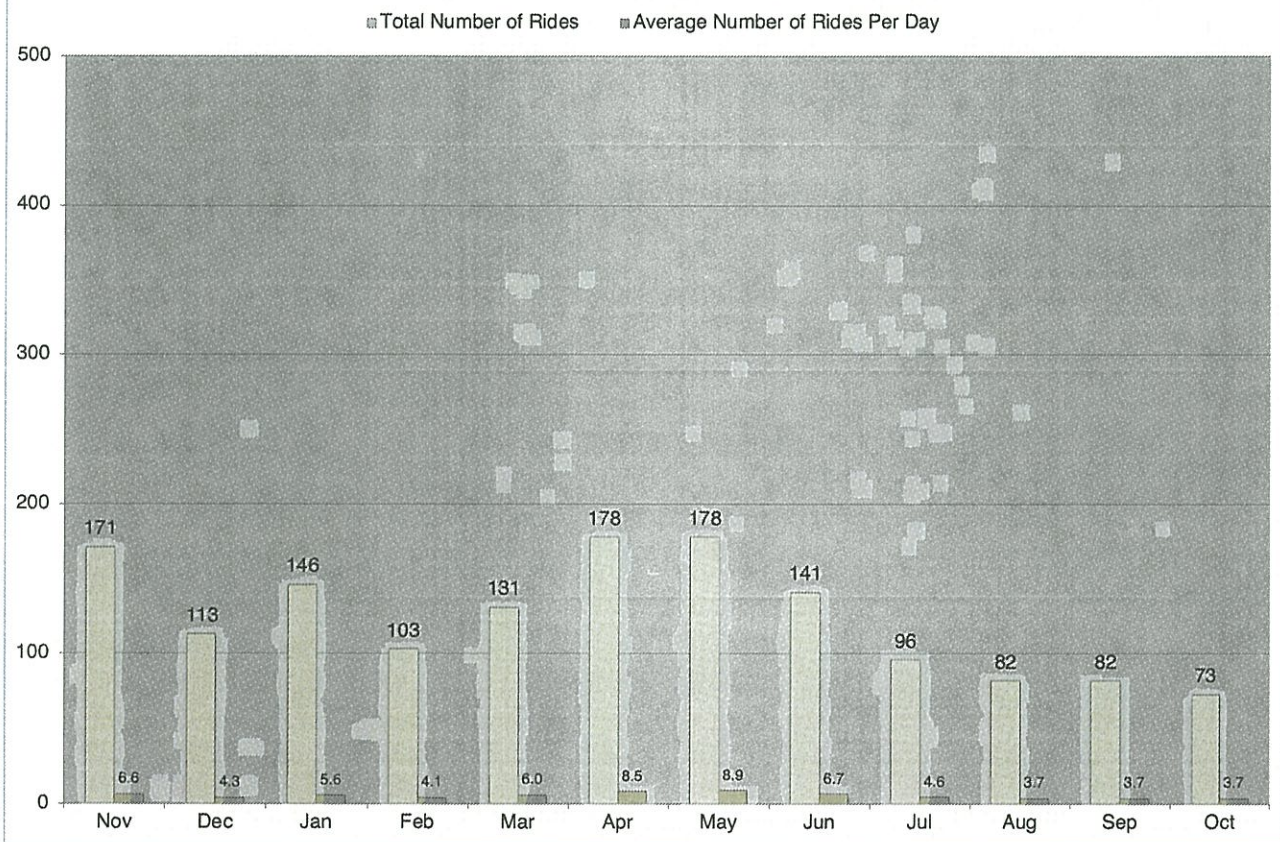
Tahlequah to Chouteau/Hulbert Monthly Ridership - 2020/2021

□ Total Number of Rides

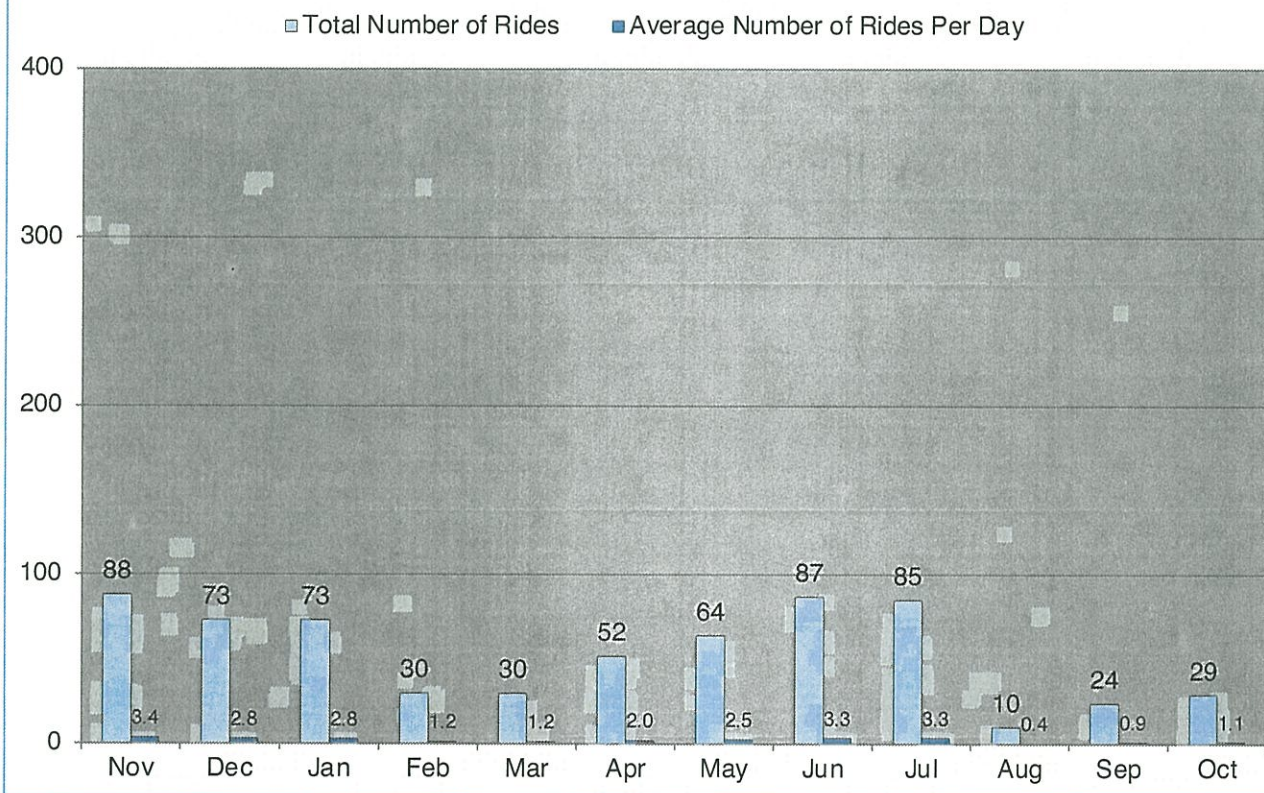


GWYD D3P
CHEROKEE NATION®

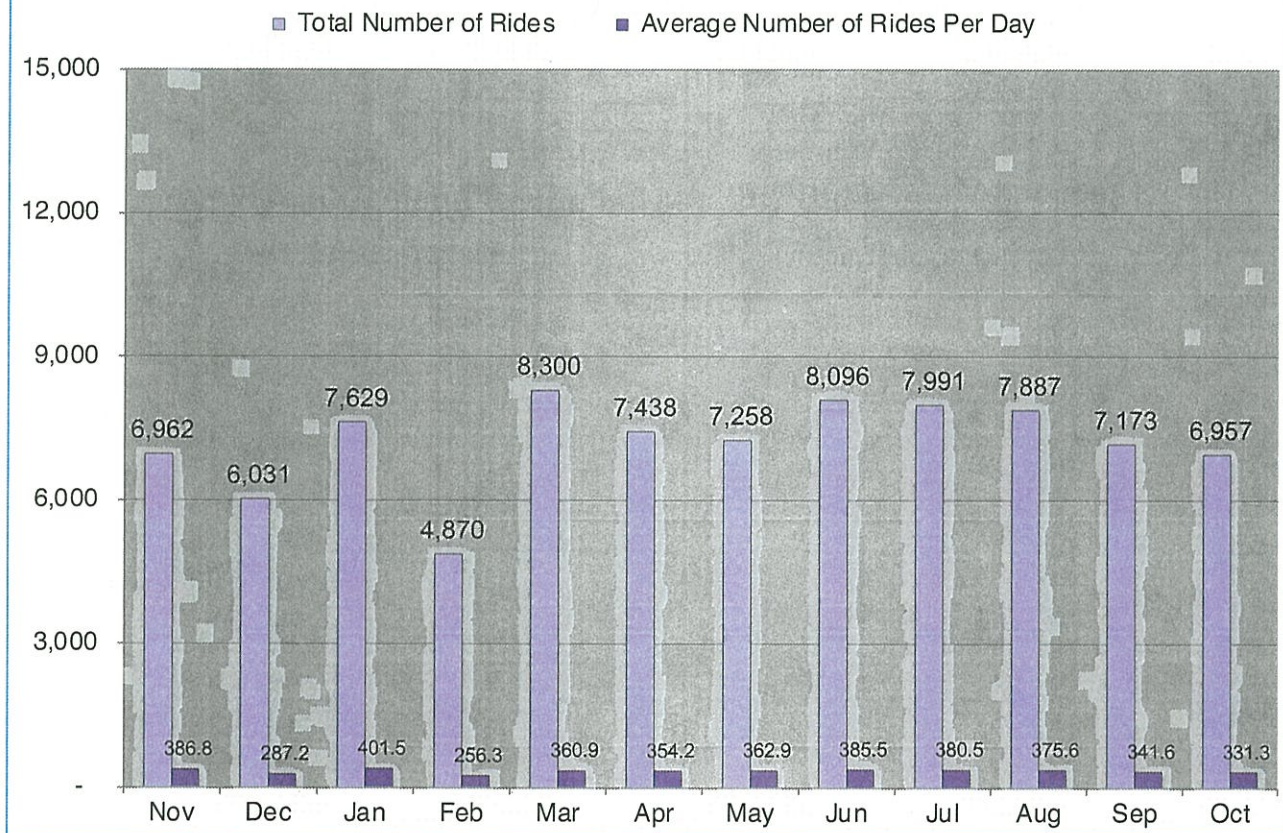
Tahlequah to Chouteau/Catoosa Monthly Ridership - 2020/2021



Stilwell to West Siloam Springs Monthly Ridership - 2020/2021



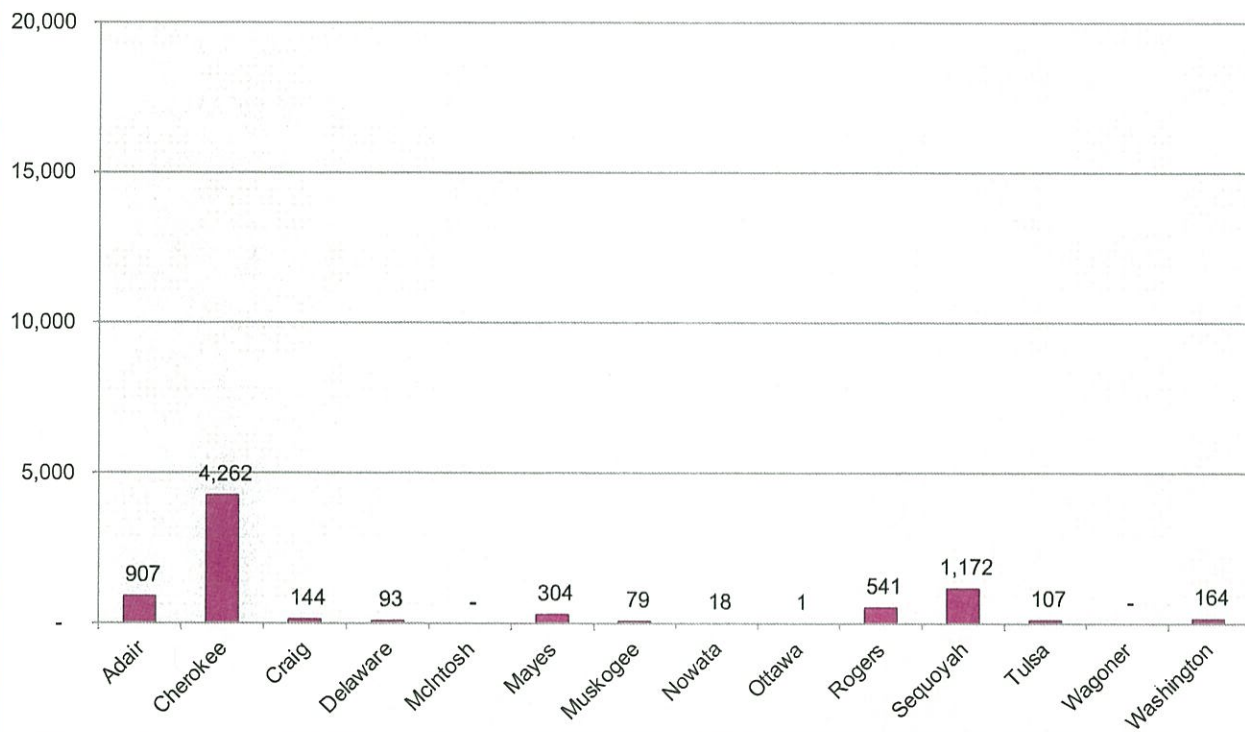
Individual Demand Response Monthly Ridership - 2020/2021

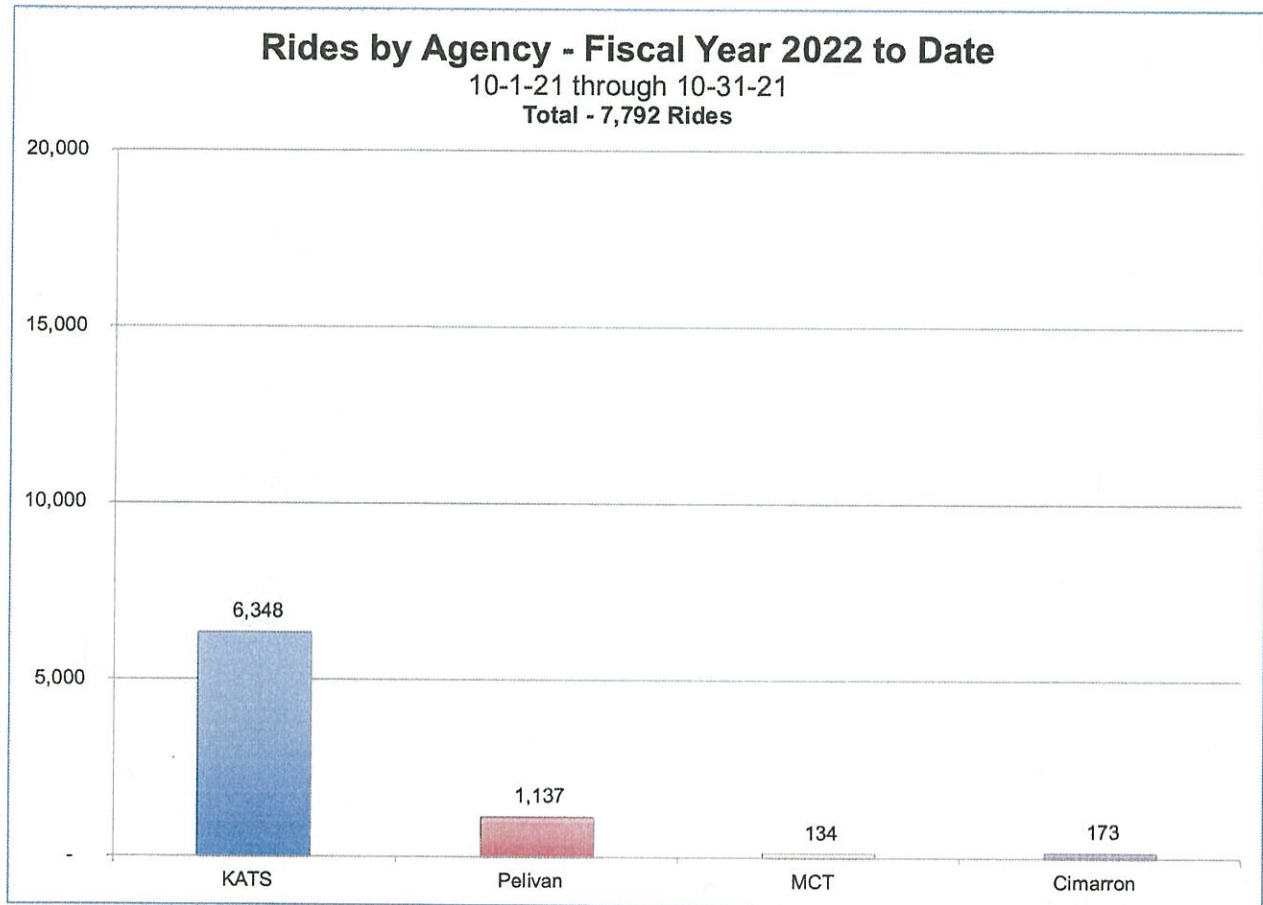


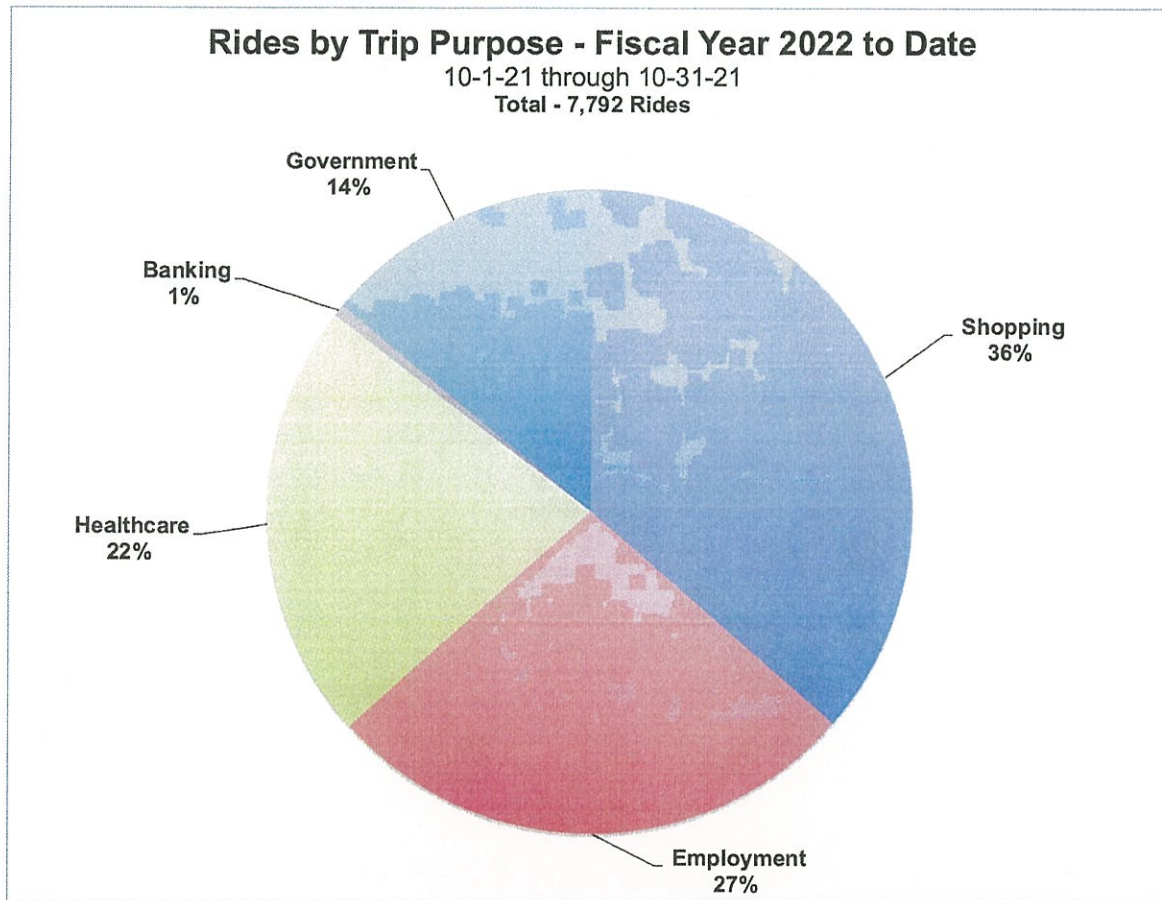
Rides by County - Fiscal Year 2022 to Date

10-1-21 through 10-31-21

■ Total Rides - 7,792







Department of Transportation

Project Spotlight

FINISHED CONSTRUCTION



NS4340 "WHITE OAK" ROAD

Located in Craig County

Cherokee Nation Council:
District 11

Projected completion date of project:
October 29, 2022

Project length: 4.19 Miles

Construction cost: \$8,080,797.99

Contractor is Paragon/KSL Dirtworks.

Cherokee Nation Project Inspector:

Robert Evans

CHEROKEE NATION


Construction was completed October 28, 2021 and a final inspection was performed November 16th.

Left to right: Marvin Valencia, Guy Engineering;
Regina Compelube, Cherokee Nation; Mike Owens,
Paragon; Lowell Walker, Craig County Commissioner;
Andy Quetone, Robert Evans, and Barry Hood,
Cherokee Nation

This project includes a school parking lot and side-
walk



FINISHED CONSTRUCTION



CHEROKEE NATION TRIBAL COUNCIL
COMMUNITY SERVICES COMMITTEE REPORT

Group:	<u>Housing Authority</u>	Month/Year of Report:	<u>Dec-21</u>
Interim Executive Director	<u>Jerri A. Killer</u>	Phone:	<u>918-456-5482</u>

Public Disclosures:

As required by 24 CFR Part 1000.30, services provided to Housing Authority of the Cherokee Nation / Cherokee Nation Employees and Employee relatives from funds received pursuant to the Native American Housing Assistance and Self-Determination Act of 1996 (NAHASDA), shall be publicly disclosed.

The following applicants have been determined eligible for participation.

LOW RENT APARTMENT:

The following employee and/or relatives were approved to receive services for Low Rent Apartment pursuant to guidelines set forth in the Housing Policy as approved by the Principal Chief of the Cherokee Nation and HACN Policy as approved by the Board of Commissioners.

None to report

HOMEOWNERSHIP:

The following employee and/or relatives were approved to receive services for Homeownership program pursuant to guidelines set forth in the Housing Policy as approved by the Principal Chief of the Cherokee Nation and HACN Policy as approved by the Board of Commissioners.

None to report

RENTAL ASSISTANCE/TEMPORARY RENTAL ASSISTANCE/COLLEGE HOUSING:

The following employee and/or relatives were approved to receive services for Rental Assistance program pursuant to guidelines set forth in the Housing Policy as approved by the Principal Chief of the Cherokee Nation and HACN Policy as approved by the Board of Commissioners.

None to report

NEW CONSTRUCTION HOMEOWNERSHIP PROGRAM: *(Non-NAHASDA Program)*

The following employee and/or relatives were approved to receive services for the New Construction Homeownership program pursuant to guidelines set forth in the HACN Policy as approved by the Board of Commissioners.

None to report

HOUSING REHABILITATION PROGRAM

The following employee and/or relatives were approved to receive services from the Housing Rehabilitation program pursuant to guidelines set forth in the HACN Policy as approved by the Board of Commissioners.

Kristy Murphy, father is Leo Murphy of HACN

Douglas McCarter, brother is Dewayne McCarter of HACN

Geneva Brixer, daughter is Shellie Shankle of HACN

Clista Anderson, nephew is Dewayne McCarter of HACN

Carolyn Schooley, daughter-in-law is Tamara Wheeler of HACN



Keys to a brighter future

Announcements

Board of Commissioners Meeting:

Dec 21 Regular BOC Meeting at 5:30 p.m.

Office Closures:

Dec 23-24 Christmas Eve and Christmas (observed)

Other Info:

In response to the Coronavirus Pandemic, HACN continues to operate and perform essential services. Services continue to be offered. All housing assistance programs continue to operate and we encourage citizens to call us with question as entry to our offices is limited.

All offices and staff of the HACN may be reached through the main office number, regardless of their office location. The local and toll free numbers are:

918-456-5482

800-837-2869

Employee Email is:

firstname.lastname@hacn.org

www.hacn.org

Housing Authority of the Cherokee Nation
Month Ending: October 2021

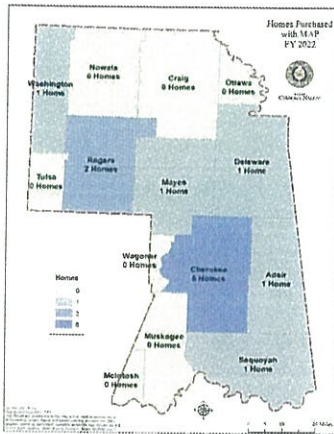
Current Program Participants:

County	Community Shield Insurance	Low Rent Apartments	Rental Assistance			Homeownership		Loans	Totals	
			Rental Assistance (RAP)	Temporary Assistance (TAP)	College Housing Programs	Home-ownership Programs Under Mgmt	New Construction Homes Under Mgmt		Total Housing Participants	% of Participants
Adair	288	154	67	0	10	92	83	15	709	14%
Cherokee	253	182	409	2	15	181	192	50	1,284	25%
Craig	19	59	21	0	0	8	28	2	137	3%
Delaware	165	112	69	1	13	50	118	24	552	11%
McIntosh	13	0	1	0	1	3	3	0	21	0%
Mayes	125	124	50	0	14	40	59	13	425	8%
Muskogee	61	54	44	0	3	42	55	10	269	5%
Nowata	21	44	12	0	3	10	27	0	117	2%
Ottawa	11	0	3	0	3	6	7	4	34	1%
Rogers	70	57	171	0	12	61	40	39	450	9%
Sequoyah	275	0	176	0	15	117	144	52	779	15%
Tulsa	29	0	96	0	7	25	8	3	168	3%
Wagoner	7	0	5	0	0	52	4	2	70	1%
Washington	21	44	41	0	3	25	11	3	148	3%
Total:	1,358	830	1,165	3	99	712	779	217	5,163	100%
			1,267			1,491		217		

Current Applications:

County	Rehab Programs	Rehab Replacement Homes	NAHASDA Home-ownership	Community Shield Insurance	Rental Properties / Apartments	Rental Assistance	New Home Construction	% NHCP	Total Apps	% of Total
Adair	242	0	14	4	136	413	174	11%	983	18%
Cherokee	202	0	4	6	286	330	340	21%	1,168	21%
Craig	43	0	0	0	36	17	45	3%	141	3%
Delaware	127	0	6	2	96	33	219	13%	483	9%
McIntosh	16	0	0	0	0	7	12	1%	35	1%
Mayes	75	0	3	1	92	34	118	7%	323	6%
Muskogee	75	0	2	0	46	92	99	6%	314	6%
Nowata	28	0	10	0	23	16	38	2%	115	2%
Ottawa	15	0	0	0	0	1	25	2%	41	1%
Rogers	57	0	24	0	145	155	143	9%	524	9%
Sequoyah	206	0	15	3	0	316	203	12%	743	13%
Tulsa	59	0	23	3	0	177	167	10%	429	8%
Wagoner	18	0	2	0	0	10	33	2%	63	1%
Washington	29	0	10	1	72	41	34	2%	187	3%
Total:	1,192	0	113	20	932	1,642	1,650	100%	5,549	100%

Mortgage Assistance Program



14 Families because homeowners in October 2021 through financial counseling and down payment assistance

MAP Household Averages

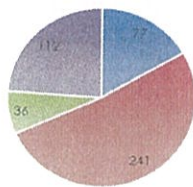
Household Income	\$44,901.55
Home Price	\$124,562
Equity Created	12.60%

The Mortgage Assistance Program helps families move toward economic well-being and self-sufficiency while building assets and net worth for the present and the future.

Any resident who needs assistance with completing applications, accessing the internet or obtaining documents such as social security cards or birth certificates may contact the Housing Authority of the Cherokee Nation at 918-456-5482 and ask for the Mortgage Assistance Program Staff.

Financial Coaching

MAP Applications and Financial Coaching



- Short Term less than 12 months
- Long Term from 1 to 3 years
- Mortgage Ready capable in 90 days
- Applications Pending Eligibility

357 families are in the homebuyers' pipeline, having either completed or are currently active in financial counseling.

YTD, 11 families have finished counseling and obtained a non-predatory mortgage.

Financial Coaching Impact

Average Debt to Income with Mortgage	29.58%
Reduction in Debt to Income	3.82%
Average Increase in Net Worth	\$17,840.64

Families using MAP to purchase a home must attend a comprehensive homeownership training. To date, in FY22 29 people have attended 8 virtual classes.

Employees and the public have the opportunity to attend financial education classes on topics ranging from creating spending plans to balancing checkbooks. FY22 to date, 4 people have attended 2 community and work based financial education classes.

iSave Program

iSave is a mechanism for eligible Cherokee citizens to update and rehabilitate the home they own. iSave is a matched savings program in which participants save money over a period of time and the iSave program matches the families' savings to build financial assets. 57 families are actively saving in iSave for home rehabilitation.

Matching funds can be used for anything that increases the value of the primary residence, for example, a storm shelter, flooring, fencing, sidewalks, major appliance replacement, roofing, plumbing, etc.

Housing Authority of the Cherokee Nation
Month Ending: October 2021



Tribal HUD - VASH

VA Supportive Housing Program

County	Applications			Assistance	Totals	
	Referrals Received / Applications Processing	Vouchers Issued	Waiting List	Housed Veteran	Total	% of Participants
Adair	0	0	0	0	0	0%
Cherokee	0	0	0	4	4	27%
Craig	0	0	0	0	0	0%
Delaware	0	0	0	1	1	7%
McIntosh	0	0	0	0	0	0%
Mayes	0	0	0	1	1	7%
Muskogee	0	0	0	2	2	13%
Nowata	0	0	0	0	0	0%
Ottawa	0	0	0	0	0	0%
Rogers	0	0	0	2	2	13%
Sequoyah	0	0	0	0	0	0%
Tulsa	0	0	0	4	4	27%
Wagoner	0	0	0	0	0	0%
Washington	0	0	0	1	1	7%
Total:	0	0	0	15	15	100%

**New Construction Homeownership Program
Development Files Processing**

Month of
Oct-21

County	Waiting List	Applications		Processing						Construction Under / Ready Const
		App Problem	App Processing	Stg I Prelim Review	Stg II Site Inspect	Problem Files	Stg III Survey Pending	Land Dev	Stg IV Process Closing	
Adair	153	0	2	0	0	0	0	0	9	9
Cherokee	314	0	1	0	0	0	0	0	1	18
Craig	44	0	0	0	0	0	0	0	0	1
Delaware	203	0	2	0	0	0	0	0	1	13
McIntosh	11	0	0	0	0	0	0	0	0	1
Mayes	106	0	0	0	0	0	0	1	0	11
Muskogee	93	0	2	0	0	0	0	0	0	4
Nowata	37	0	0	0	0	0	0	0	1	0
Ottawa	25	0	0	0	0	0	0	0	0	0
Rogers	140	0	0	0	0	0	0	0	1	2
Sequoyah	190	0	5	0	0	0	0	1	2	5
Tulsa	167	0	0	0	0	0	0	0	0	0
Wagoner	29	0	0	0	0	0	0	0	0	4
Washington	34	0	0	0	0	0	0	0	0	0
Total:	1,546	0	12	0	0	0	0	2	15	68
		12		17						68

STAGE I:

Copies of Deed(s), etc.
Check Floodmaps/Floodplain
Identify Utility Companies
Contact for Site Inspection

STAGE III:

Order/Receive Survey
Order/Receive Perc Test
Receive Utility Assurance
Receive Abstract from participant

STAGE II:

Visit Site
Identify/Propose Site Plan
Identify/Propose Utilities
Identify/Propose Lateral Field
Identify/Propose Easement(s)
Deliver Utility Assurance Letters
Request Abstract from participant

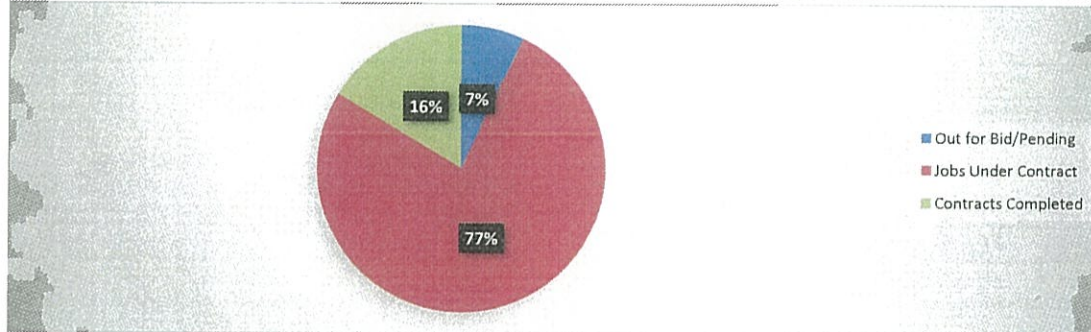
STAGE IV:

Survey Review / Identify Barriers / Process for Closing

Housing Rehabilitation Programs - Job Statistics

Month Ending:
Oct 2021

Out for Bid/Pending	12
Jobs Under Contract	131
Contracts Completed	28



Classification	Monthly Activity	FY22 YTD
Emergency	44	44
NAHASDA Rehab	0	0
Replacement	2	2
Storm Shelters	1	1
HJSCA Tribal Rehab	4	4
HJSCA Tribal Replacement	0	0
BIA - HIP Program	1	1
Lead Based Paint	4	4
All Rehab jobs	56	56

Rehab

