



G W Y. θ D Ḃ Ḃ

CHEROKEE NATION®  
HUMAN SERVICES

TRIBAL COUNCIL  
MONTHLY REPORT

September 2021



## JENNIFER KIRBY

Interim Executive Director

Email: [jennifer-kirby@cherokee.org](mailto:jennifer-kirby@cherokee.org)

Phone: (918) 453-5150

## TRICIA PEOPLES

Senior Director of Child Care & Development

Email: [tricia-peoples@cherokee.org](mailto:tricia-peoples@cherokee.org)

Phone: (918) 453-5045

## JENNIFER KIRBY

Interim Director of Family Assistance

Email: [jennifer-kirby@cherokee.org](mailto:jennifer-kirby@cherokee.org)

Phone: (918) 453-5150

## LOU STRETCH

Senior Director of Indian Child Welfare

Email: [lou-stretch@cherokee.org](mailto:lou-stretch@cherokee.org)

Phone: (918) 453-7480

## KARA PASQUA

Director of Child Support Services

Email: [kara-pasqua@cherokee.org](mailto:kara-pasqua@cherokee.org)

Phone: (918) 453-4127

## LINDA VANN

Director of Youth Services & Special Projects

Email: [linda-vann@cherokee.org](mailto:linda-vann@cherokee.org)

Phone: (918) 458-4440

## PENNY NORSEWORTHY

Director of Finance

Email: [penny-norseworthy@cherokee.org](mailto:penny-norseworthy@cherokee.org)

Phone: (918) 453-5375

EMPLOYEES	390.5
VACANCIES	96
VOLUNTEERS	17





GWYD DBF  
**CHEROKEE NATION®**  
**HUMAN SERVICES**  
**TRIBAL COUNCIL MONTHLY REPORT**

## TABLE OF CONTENTS

<b><u>Cherokee First</u></b>	<b><u>4</u></b>
Community Youth .....	4
Community Adult .....	4
<b><u>Child Care &amp; Development</u></b>	<b><u>5 – 7</u></b>
Child Care Development Centers .....	5
Subsidy .....	5
Resource & Referral .....	6
Licensing & Monitoring .....	6
Home Visiting .....	6
<b><u>Family Assistance</u></b>	<b><u>8 – 12</u></b>
Food Distribution .....	8
BIA Social Services .....	9
Burial Assistance .....	9
Elder Services .....	10
LIHEAP .....	11
NAHASDA .....	11
Tribal Emergency Assistance.....	12
School Clothing Programs .....	12
<b><u>Indian Child Welfare</u></b>	<b><u>13 – 17</u></b>
Programs with Court Interaction .....	13 – 14
Eligibility Notices, Prevention, & Intervention .....	15
Child Protective Services .....	16
Certification & Placement Services .....	17
<b><u>Office of Child Support</u></b>	<b><u>18 – 20</u></b>
<b><u>Youth Services &amp; Special Projects</u></b>	<b><u>21 – 22</u></b>
John A. Ketcher Youth Services Center .....	21
Youth Services .....	21 – 22



# CHEROKEE FIRST

ADMINISTRATIVE OFFICER – JANELL SMITH

## PROGRAMS:

Community Youth

Community Adult

EMPLOYEES 4

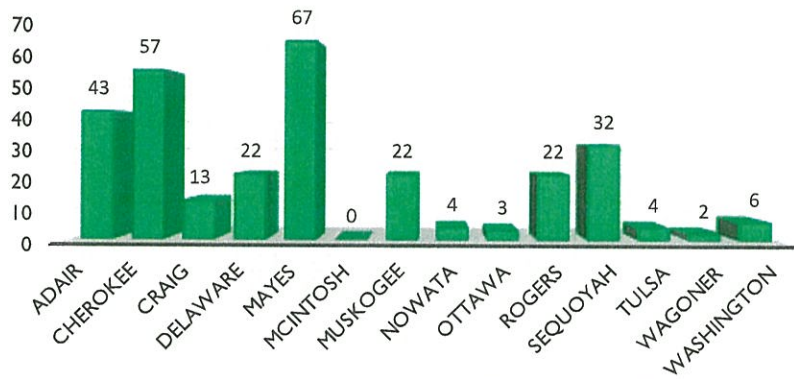
VACANCIES 0

VOLUNTEERS 0

Total Amount Distributed This Month: \$75,800

## Community Youth

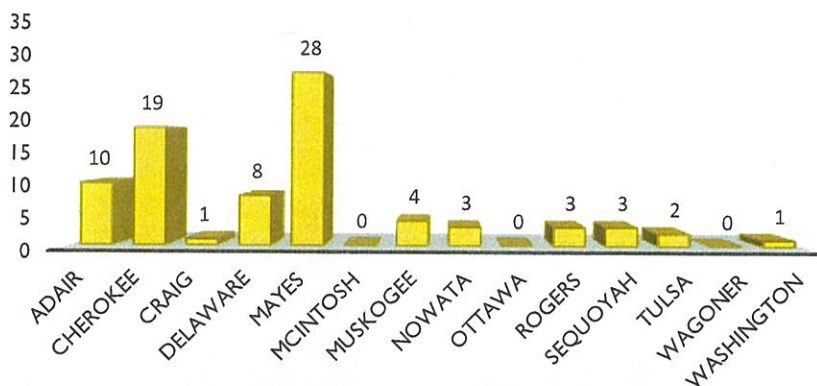
### Community Youth Applications by County



Total Number of Youth Clients: 297

## Community Adult

### Community Adult Applications by County



Total Number of Adult Clients: 82



# CHILD CARE & DEVELOPMENT

SENIOR DIRECTOR – TRICIA PEOPLES

## PROGRAMS:

Child Care Development Centers

Subsidy

Resource & Referral

Licensing & Monitoring

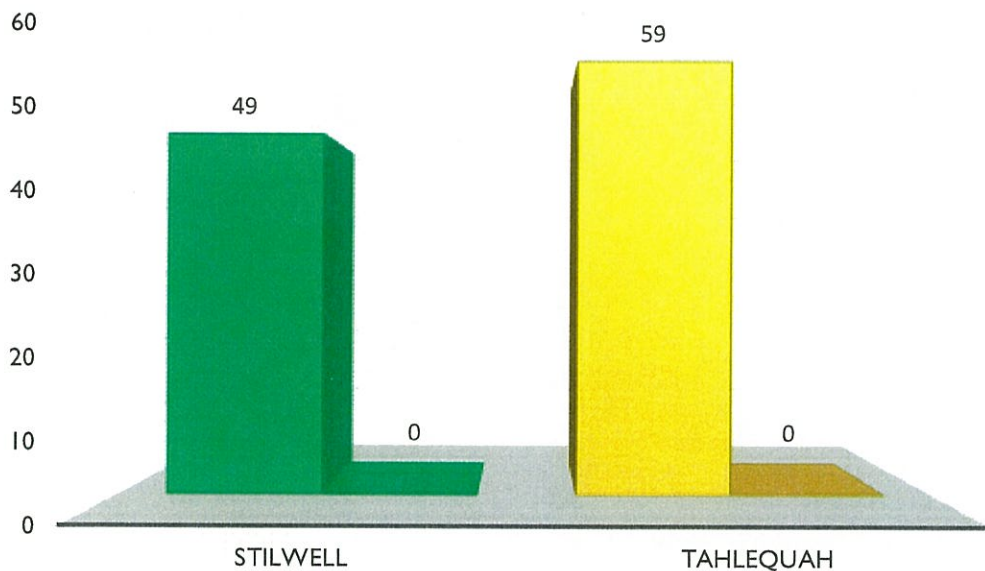
Home Visiting

EMPLOYEES 112

VACANCIES 25

VOLUNTEERS 0

## Child Care Development Centers



## Subsidy

Children Receiving 1,924

Amount Distributed \$1,351,142

Average Distribution Per Child \$702.26

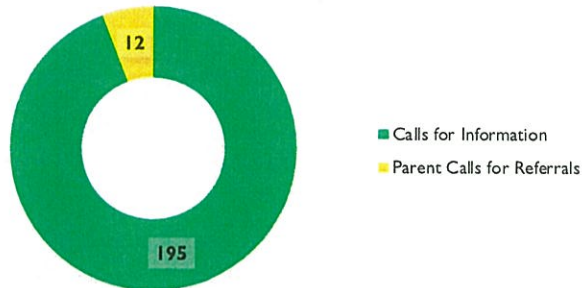


## Resource & Referral

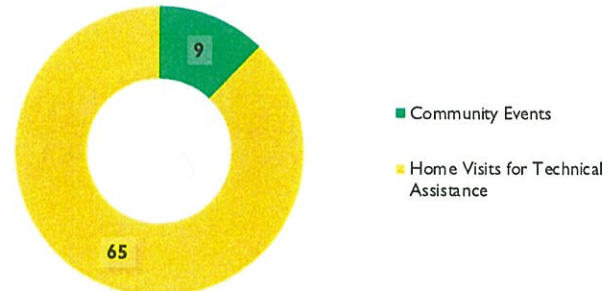
Children Receiving Home Visits -

Trainings for the Month 10

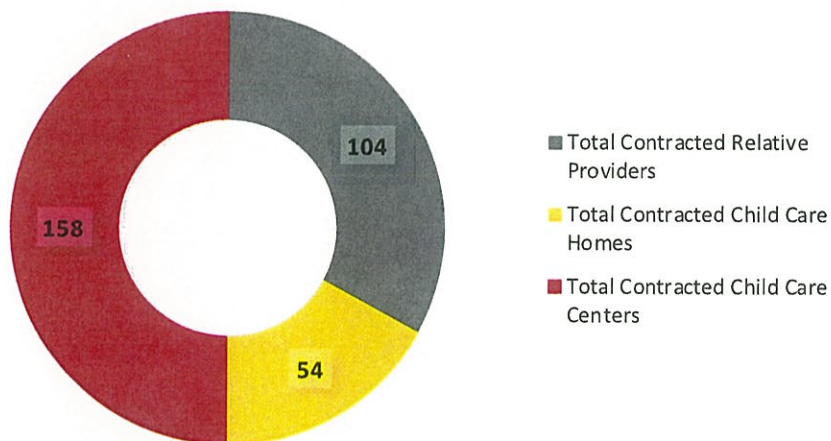
### **Calls Received**



### **Program Efforts**



## Licensing & Monitoring



## Home Visiting

Home Visits	40
Total Clients	12
New Clients	1
Total Number of Graduates	1
Total Enrolled Overall	12



## **Child Care & Development Program Updates**

STILWELL: We had 6 employees who pursued their National Certification of Child Development Associates. They all passed and now hold that credential.



# FAMILY ASSISTANCE

INTERIM DIRECTOR – JENNIFER KIRBY

## PROGRAMS:

Food Distribution

BIA Social Services

Burial Assistance

Elder Services

LIHEAP

NAHASDA

Tribal Emergency Assistance


School Clothing Assistance

EMPLOYEES 119

VACANCIES 8

VOLUNTEERS 17

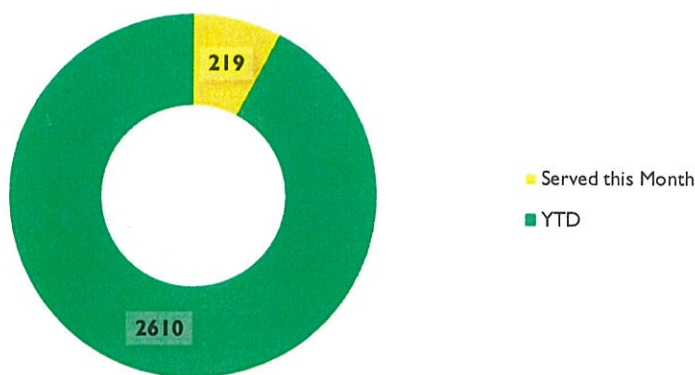
## Food Distribution



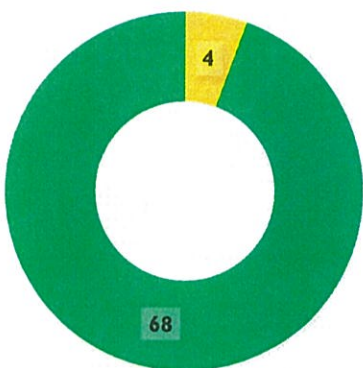


# BIA Social Services

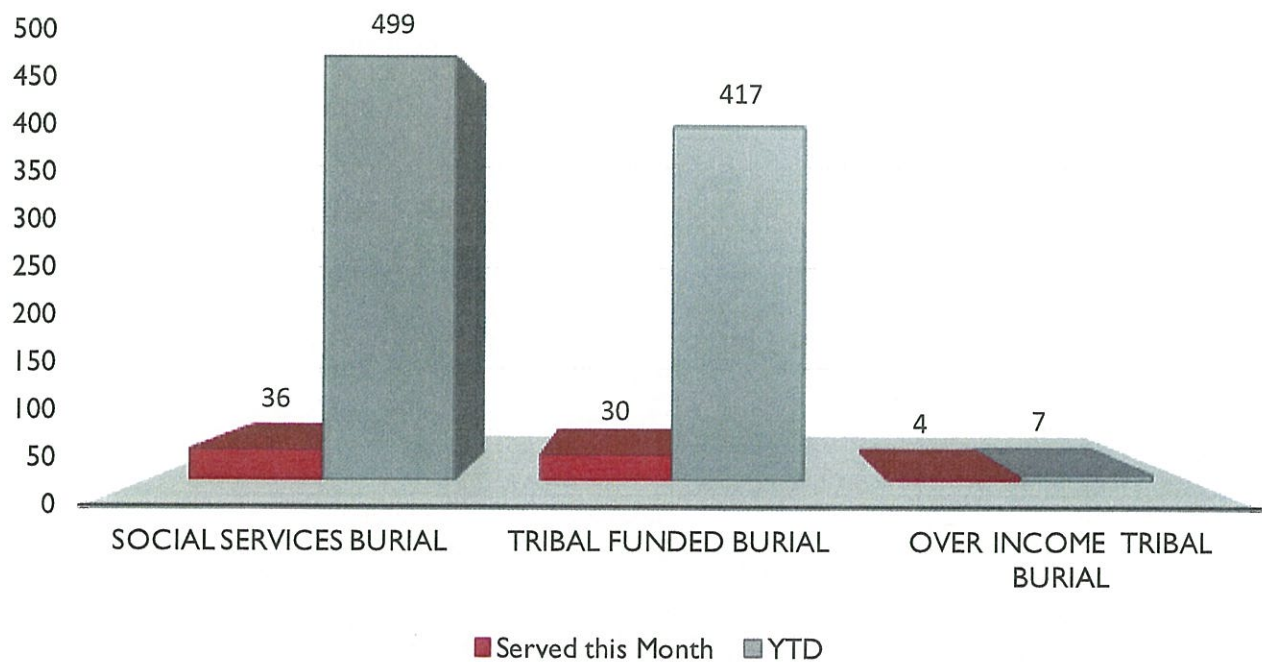
## General Assistance



## Emergency Assistance

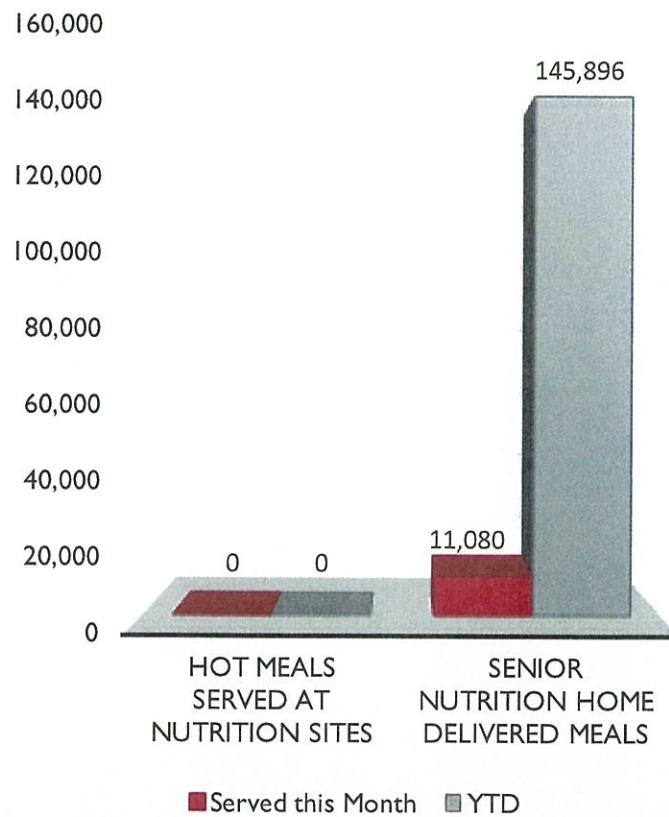
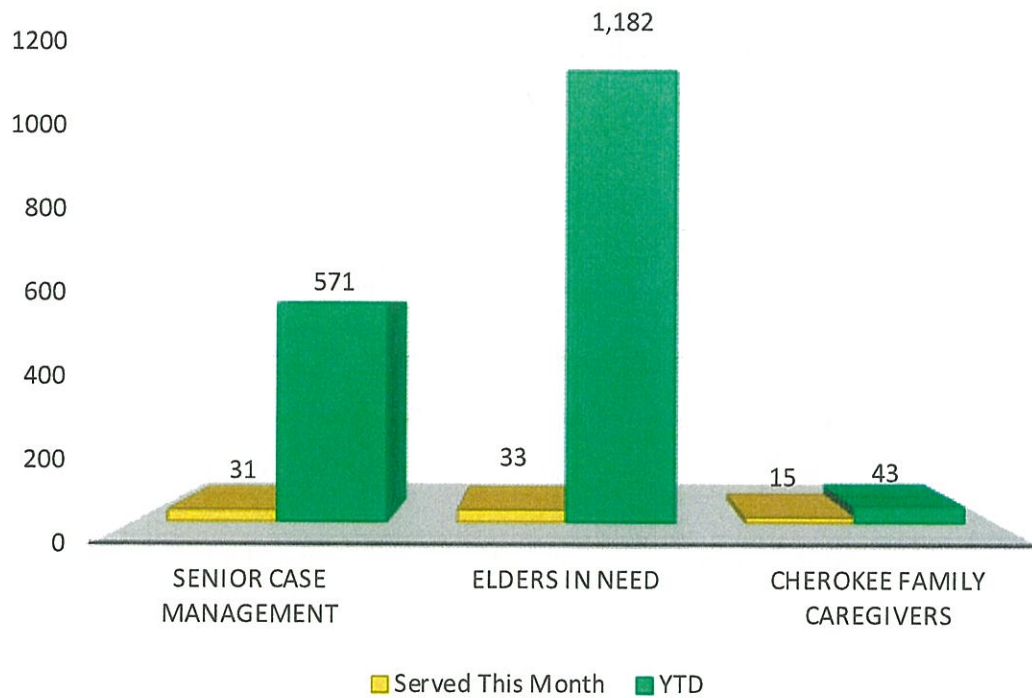


## Burial Assistance



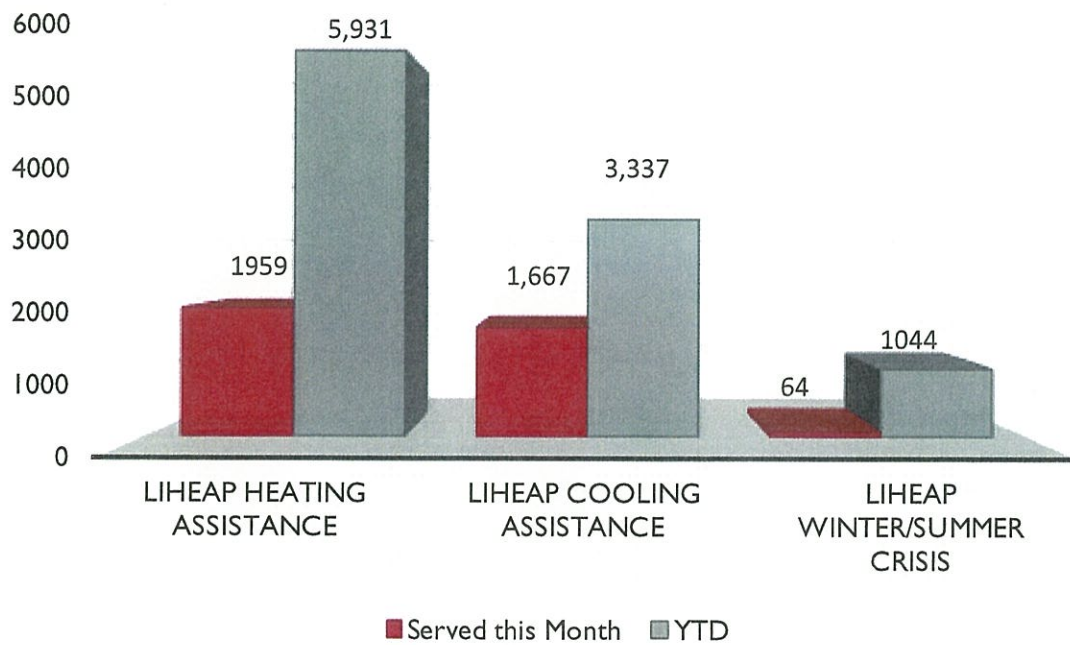


## Elder Services

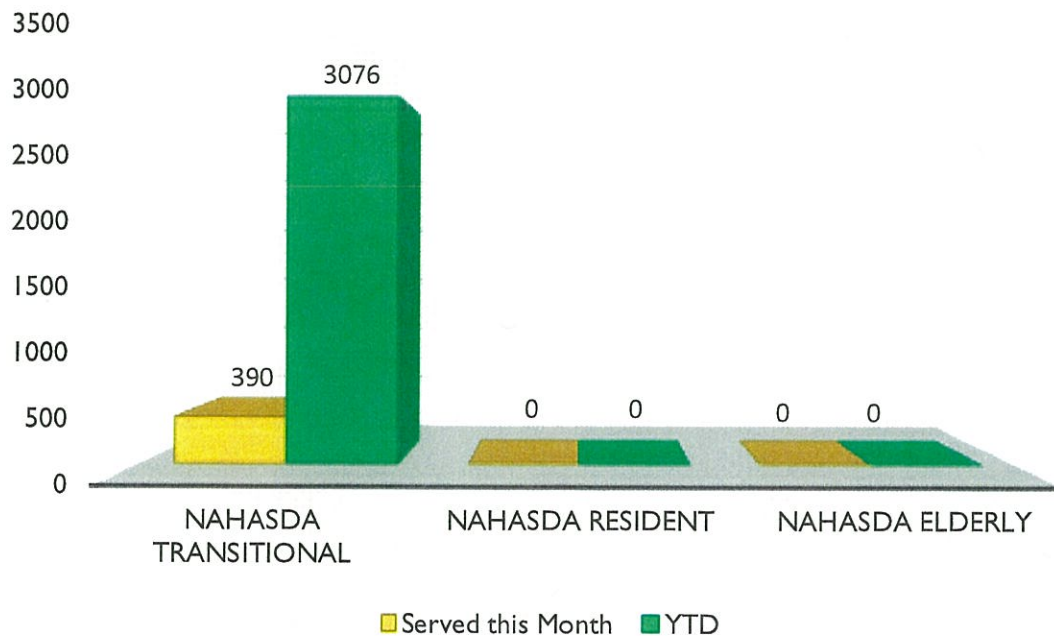




## LIHEAP

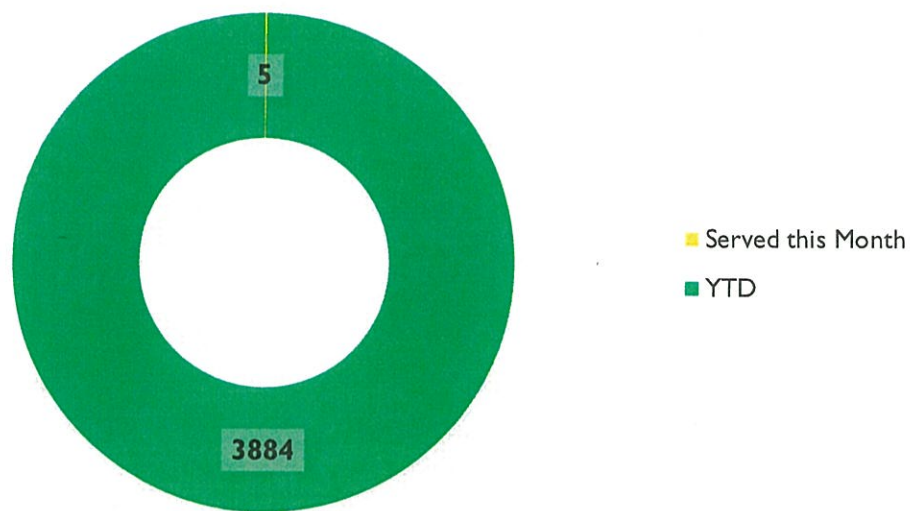


## NAHASDA

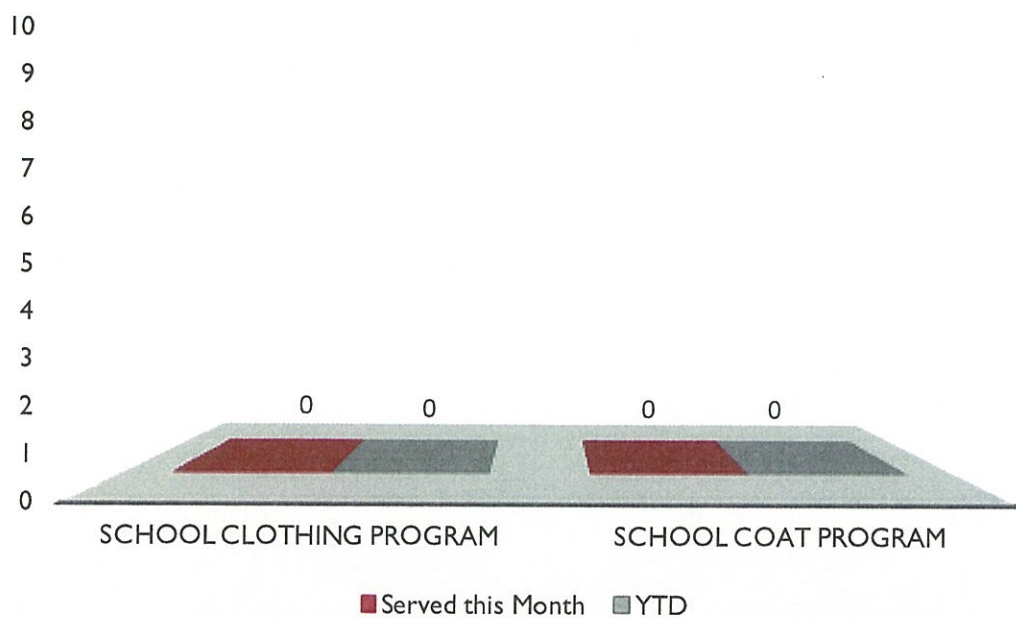




## Tribal Emergency Assistance



## School Clothing Assistance





# INDIAN CHILD WELFARE

SENIOR DIRECTOR – LOU STRETCH

PROGRAMS:	EMPLOYEES	106
Programs with Court Interaction	VACANCIES	55
Eligibility Notices, Prevention, & Intervention	VOLUNTEERS	0
Child Protective Services		
Certification & Placement Services		

## Programs with Court Interaction

### **OCAPS: Out-Of-District Court Advocacy and Permanency Services**

- Involved in child welfare cases in non-jurisdiction counties in Oklahoma and all 50 states.
- Most work is done telephonically or electronically.
- Emphasis on education about the Indian Child Welfare Act and ensuring States comply with it.

### **SCAPS: State Court Advocacy and Permanency Services**

- Involved in child welfare cases inside the 14 counties of which all or part are within the jurisdiction of the Nation.
- Emphasis on education about the Indian Child Welfare Act and ensuring OKDHS compliance, and sometimes provide Tribal Foster Homes.
- Provides services to the families when OKDHS fails to do so or as an alternative to OK DHS services.

### **TCAPS: Tribal Court Advocacy and Permanency Services**

- Involved in child welfare cases which are wholly under the jurisdiction of the Nation and OKDHS is not involved.
- These cases originate on Indian Country or are transferred in from State district courts. Hearings are held at our Tribal Court House. Tribal Foster Homes are fully utilized.

### **GPA: Guardianships and Private Adoptions**

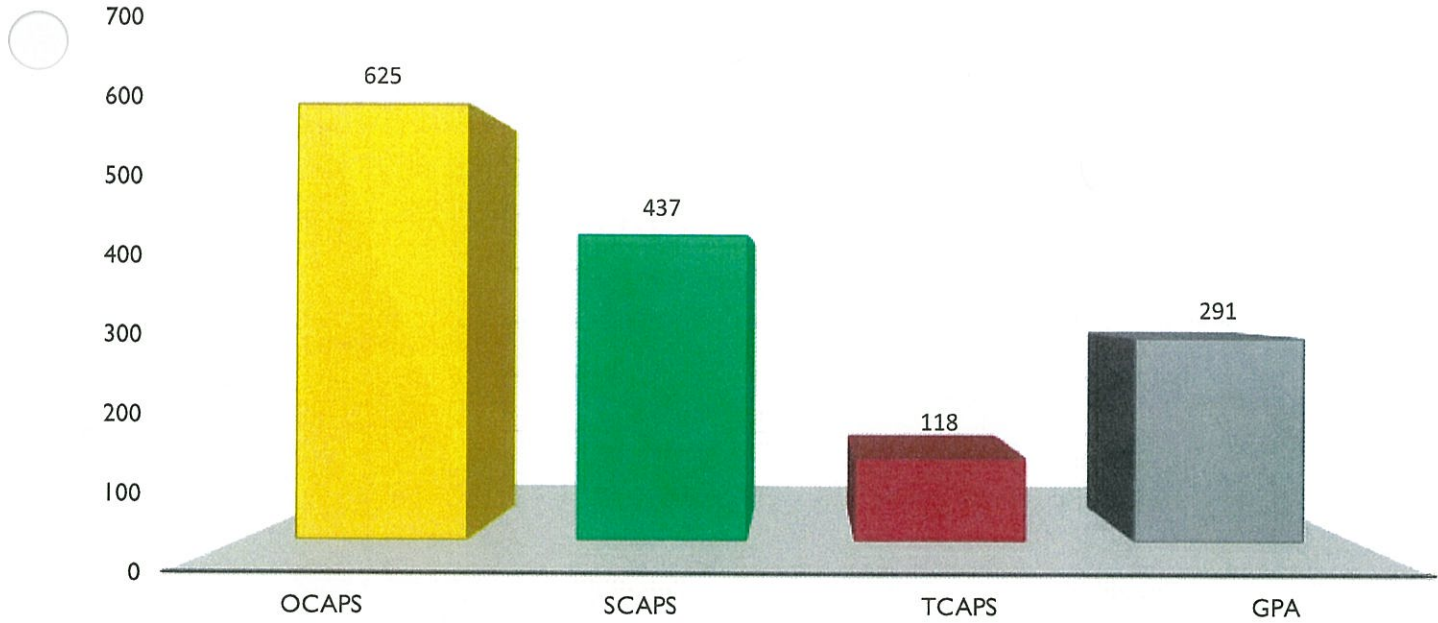
- Involved in civil adoption cases to include voluntary adoption, involuntary adoption and birth parent adoptions.
- Monitors Guardianships and Private Adoptions for compliance with the Indian Child Welfare Act and the best interests of children.
- Serves Cherokee children and their families in Tribal Courts and State Courts throughout the United States.

### **CPS: Child Protective Services**

- Receives referrals involving allegations of maltreatment of Cherokee children.
- Investigates allegations of child maltreatment in Indian Country and co-investigates with DHS in some counties when Cherokee children are involved.



## 1,471 Children with Assigned ICW Workers

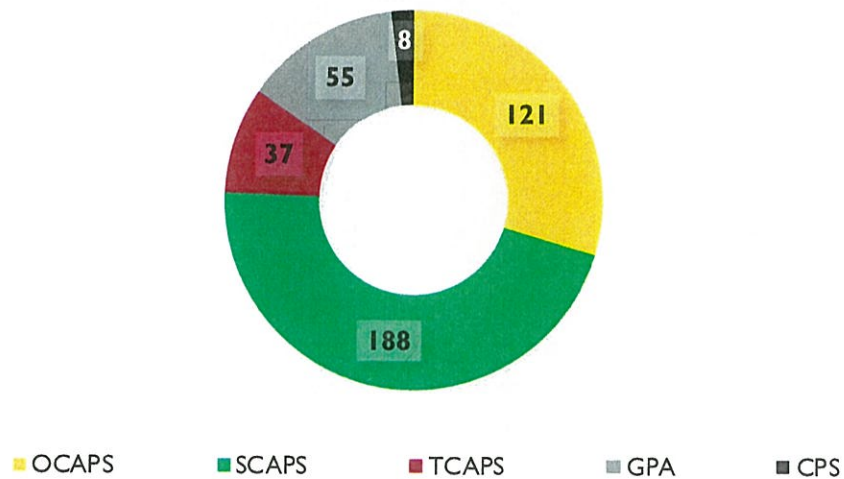


### In September

Indian Child Welfare workers went to court 409 times on behalf of Cherokee children and families.

Indian Child Welfare staff worked on cases in 32 states.

## Court Appearances





## Eligibility Notices, Prevention, & Intervention

When a county or state's child welfare agency gets involved in the life of a family that they suspect to be Cherokee, they are required by the Indian Child Welfare Act (ICWA) to send notice to the tribe. The tribe must then reply to confirm or deny whether the children are members of (or eligible to become members of) the tribe.

Currently, with 7 case workers processing approximately 200-300 pieces of mail per month, response times may vary due to vacancies and depending on the amount of mail received. The tribe has a goal of responding between 45-60 days.

### In September

Cherokee Nation received:

484 notices involving 831 children from the State of Oklahoma.

1,374 notices involving 2,269 children from locations outside of Oklahoma.

1,858 notices involving 3,100 children in total.

The average response-to-notice time this month was 91 days.

Indian Child Welfare Family Protection Services Unit (FPS) assists families in need of hands-on training to correct the conditions that lead to children being removed from their home. These services often include completing a 28-week parenting program that discusses topics like discipline, nutrition, budgeting, and housekeeping. We primarily assist all our tribal CAPS cases but can assist in state cases when a request is made. This helps ensure that families have the tools they need to be reunited. We have also added the Triple P Parenting curriculum to our program.

### In September

FPS served 13 children and 10 families.



## Child Protective Services

In September

Child Protective Services (CPS) received 340 referrals of child abuse/neglect.

340 referrals involved 560 children.

1 of the 340 were co-investigated by OKDHS and CPS.

13 of the 340 were investigated by CPS in Indian Country.

226 of the 340 referrals were from within reservation boundaries.

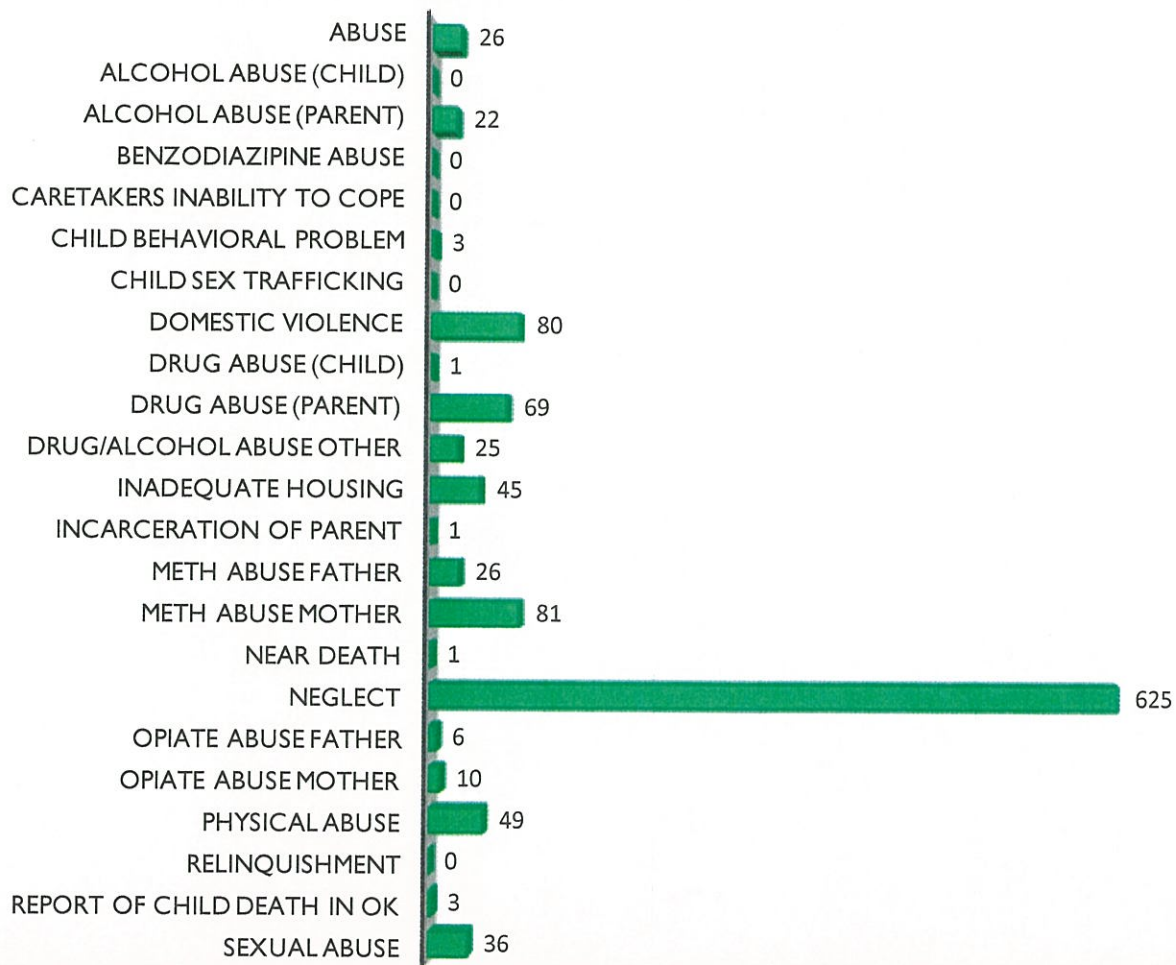
30 of the 340 referrals are those for which ICW is solely responsible.

2 Cherokee child(ren) were removed from tribal land due to confirmed abuse/neglect.

2 child death(s) occurred from within the reservation boundaries.

0 near death(s) occurred from within the reservation boundaries.

### Types of Abuse/Neglect Reported





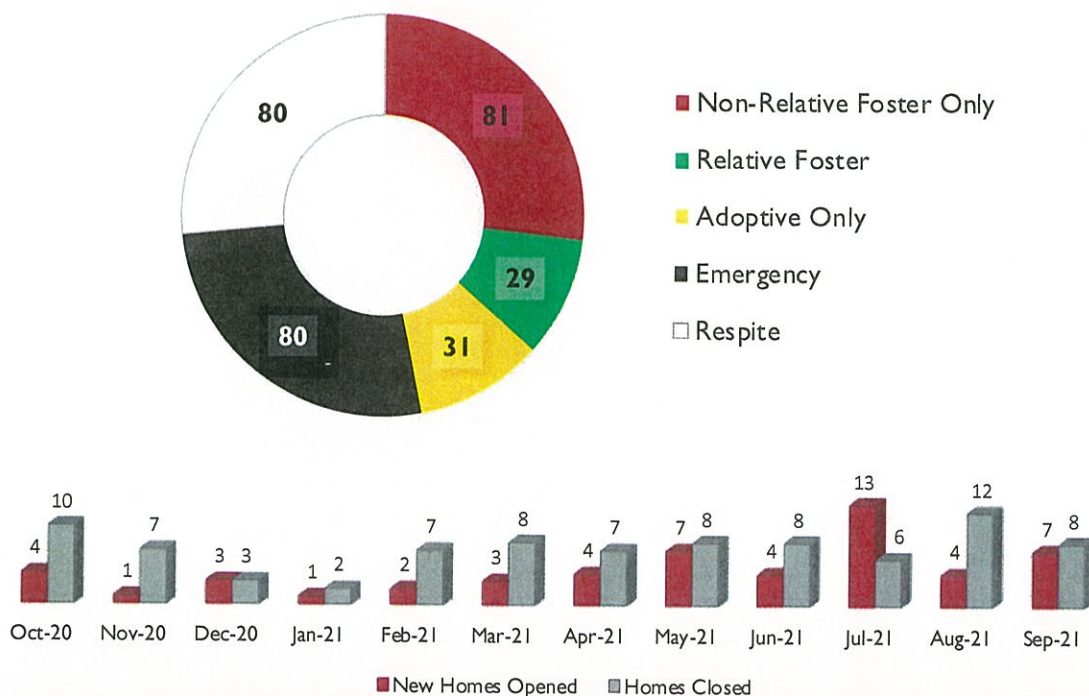
## Certification & Placement Services

### *(Foster & Adoptive Homes)*

#### Types of Certified Placement Resource Homes

- **Non-Relative Foster:** Families who are willing to take in children they do not know on a temporary basis, but may last years. These families usually do not adopt children.
- **Relative Foster:** Families who are related to the children and are fostering them. They do not take in children they are not related to.
- **Non-Relative Adoptive:** Families who hope to adopt children when the children's parents' rights are terminated. These homes take placements of children who are legally free for adoption.
- **Emergency:** Homes that take placement on an emergency basis not to exceed 48 hours.
- **Respite:** Homes that take placement on a temporary basis, not to exceed 10 days.

#### Homes by Type





# OFFICE OF CHILD SUPPORT

DIRECTOR – KARA PASQUA

EMPLOYEES 32

VACANCIES 4

VOLUNTEERS 0

Total Client Contacts

2,820

Total Client Interview Contacts

16

Total Court Hearings

57

Total Applications Distributed

69

Total Active Efforts on Cases

1,881

Total Cases Opened

46

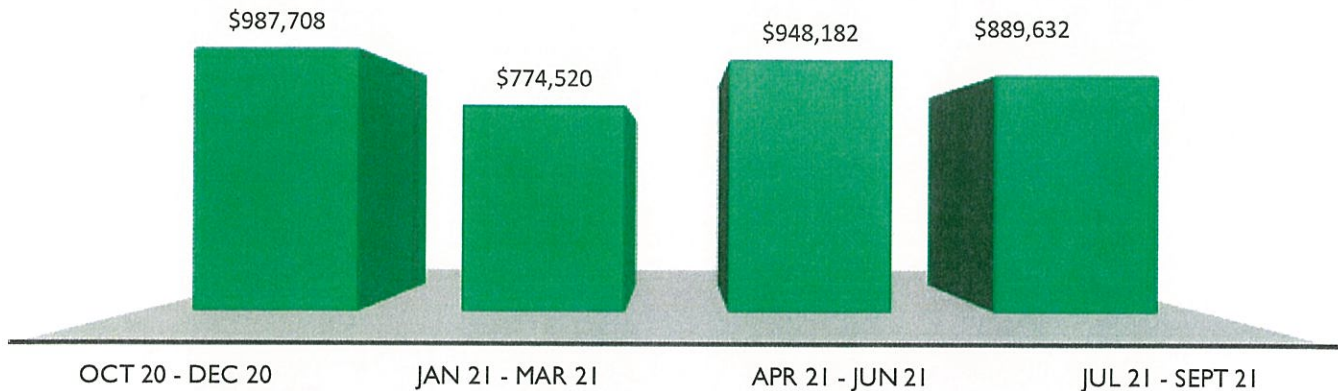
Total Collections for September

**\$267,537**

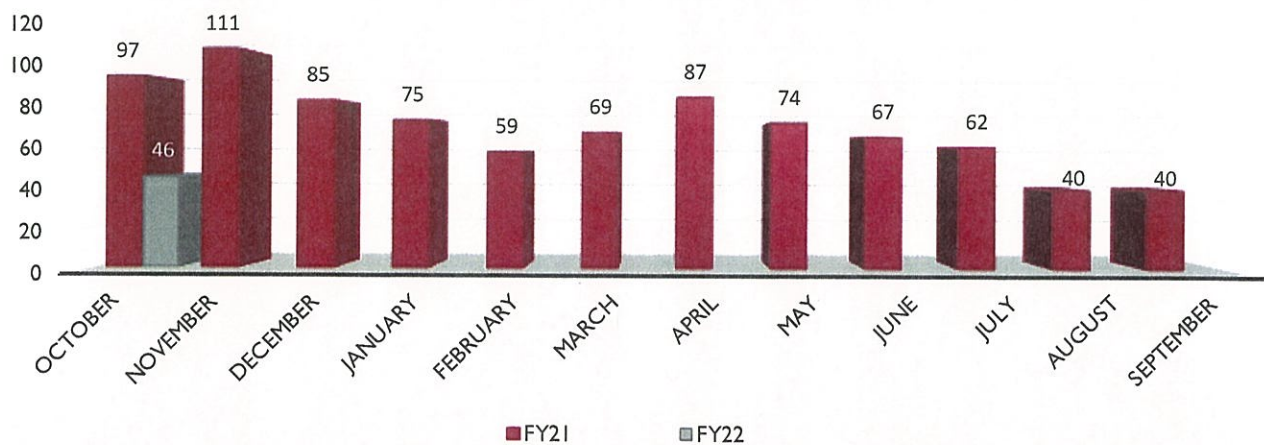
Total Referrals for Services

25

Total Quarterly Collections

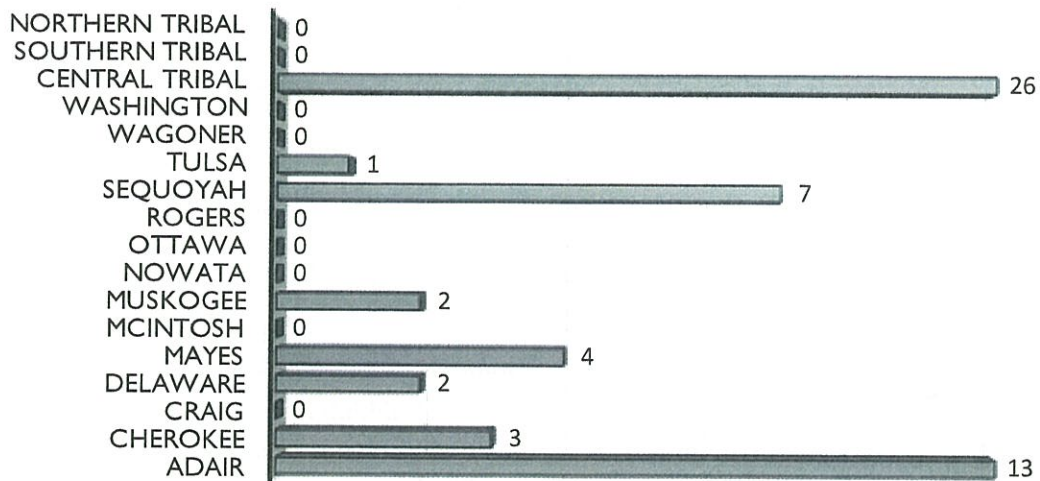


Total Applications Received

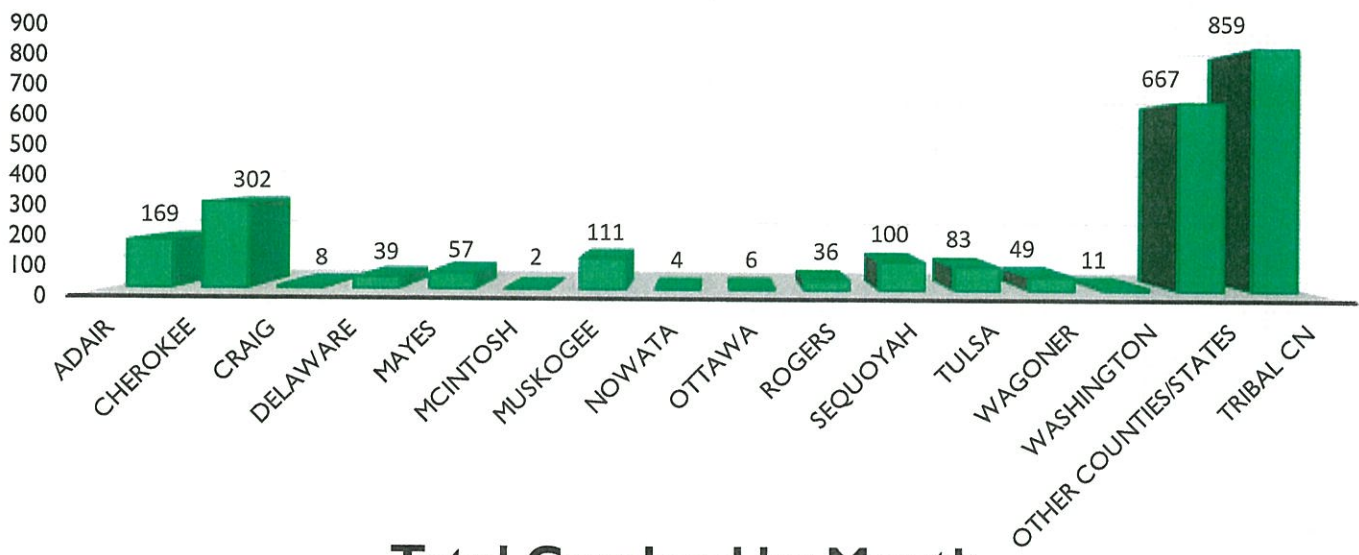




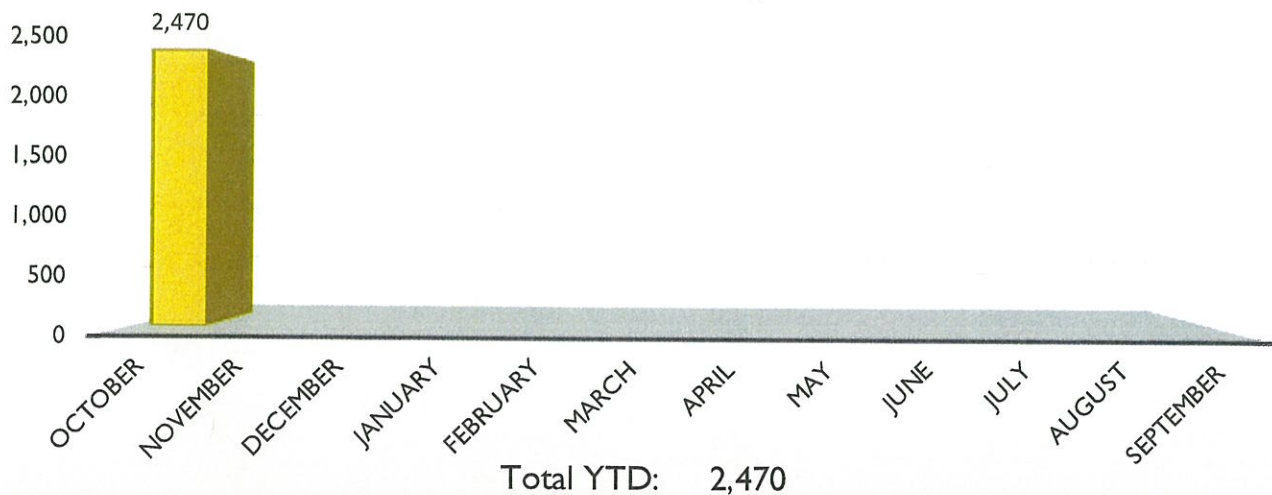
# Court Docket Appearances



## Case Load by County



## Total Caseload by Month





## **Child Support Program Updates**

The Office of Child Support Services reports the following:

The office continues to serve clients Monday – Friday 8-5 p.m. The program is pleased to announce the child support online payment portal successfully went live during the month of September 2021. An announcement should be out soon once all processes have been worked through to make this open to the public.



# YOUTH SERVICES & SPECIAL PROJECTS

DIRECTOR – LINDA VANN

## PROGRAMS:

John A. Ketcher Youth Services Center  
Youth Services

EMPLOYEES	17.5
VACANCIES	4
VOLUNTEERS	0

## John A. Ketcher Youth Services Center

Young People Served

0

Admissions

4

## Youth Services

Total Clients Served

68

Crisis Calls

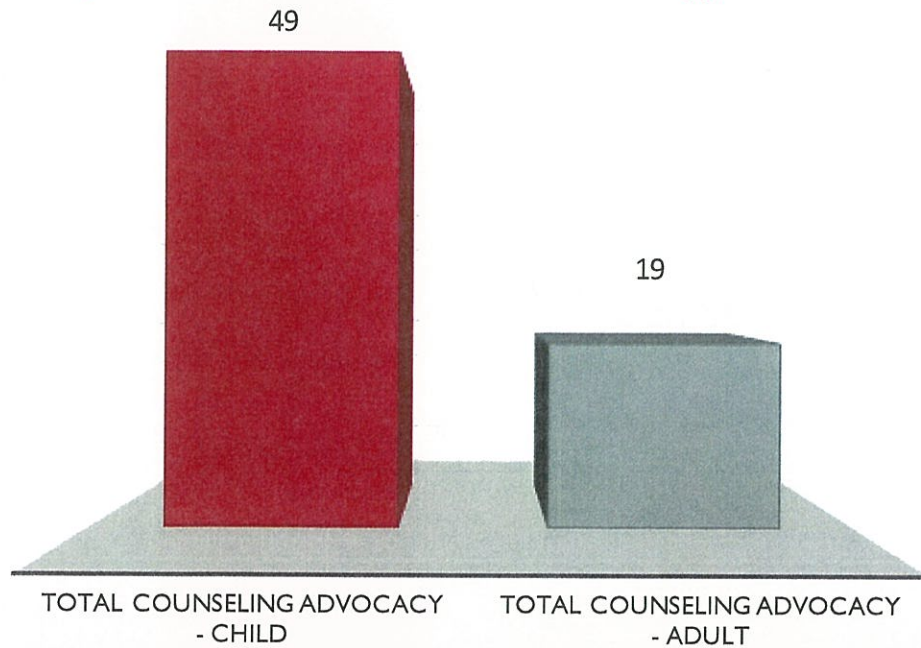
0

Total Community Events & Presentations

5

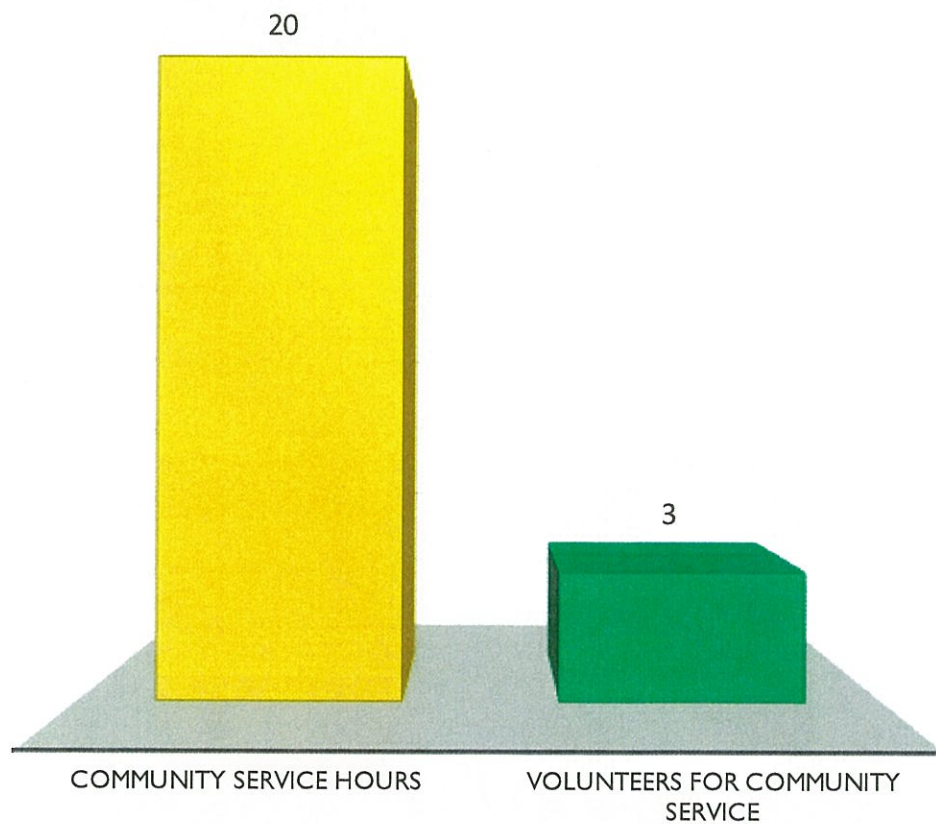

Participants in Presentations

68





## Juvenile First Time Offender Program





GWYD D3P  
**CHEROKEE NATION**



©2009 Cherokee Nation.

# Office of Veterans Affairs

## Tribal Council Monthly Report

October 2021



### **S. Joe Crittenden**

Secretary of Veteran Affairs

Email: [joe-crittenden@cherokee.org](mailto:joe-crittenden@cherokee.org)

Phone Number: (918) 453-1990

### **Barbara Foreman**

Director

Email: [barbara-foreman@cherokee.org](mailto:barbara-foreman@cherokee.org)

Phone Number: (918) 772-7837

### **Kimberly Lack**

Customer Service Representative

Email: [kimberly-lack@cherokee.org](mailto:kimberly-lack@cherokee.org)

Phone Number: (918) 772-6192

### **Amy Calico**

Administration Assistance

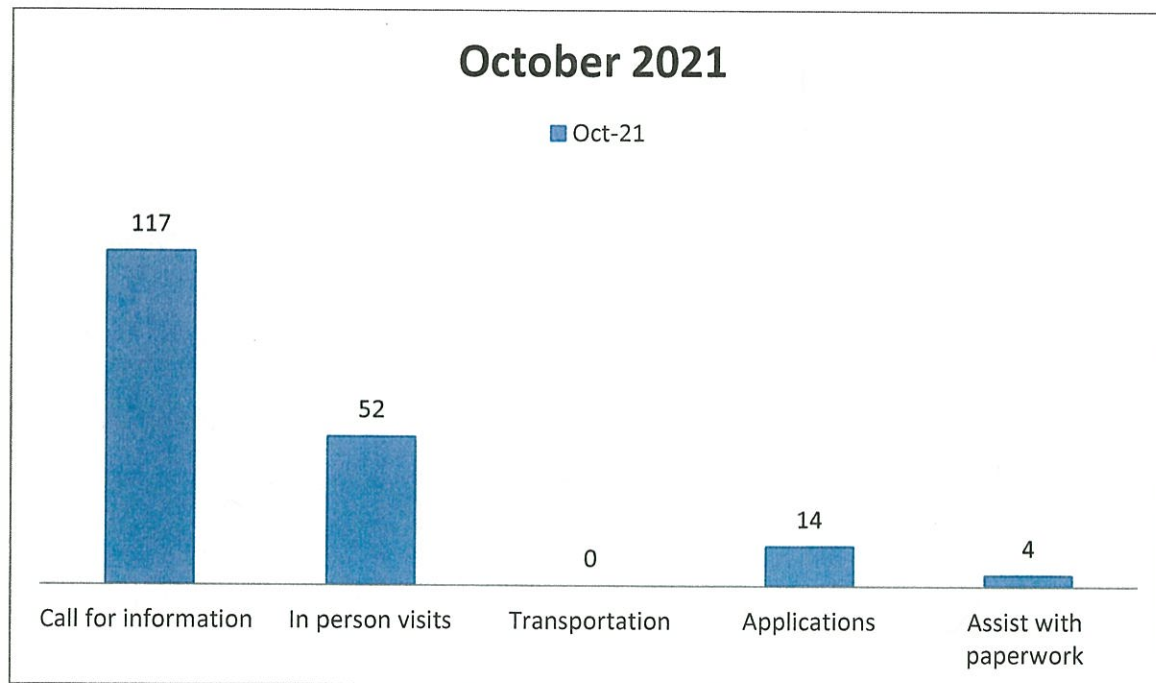
Email: [amy-calico@cherokee.org](mailto:amy-calico@cherokee.org)

Phone Number (918) 453-5695





## Office of Veteran Affairs



Medals of Patriotism awarded 1

Medals of Patriotism awarded through mail 28





## Office of Veteran Affairs

October 2021

- Oct. 2      Combat Veterans will bring a donation to the center
- Oct. 4      Medal of Patriotism presented to Anthony Barrow
- Oct. 8      Meeting with John Young on Color Guard Application completion
- Nov. 7      VFW post presentation at Sallisaw
- Nov. 11     NSU Veterans Monument Unveiling
- Nov.11     Laying of the wreath- Courthouse square
- Nov.16     Potluck Society Dinner for Veterans in Claremore
- Nov. 17     Nowata/S. Coffeyville Veteran Food Outreach
- Nov. 17-18   VSO-JSOTS Training-Norman
- Dec. 1      Tahlequah Veteran Food Outreach



Council Notes:

1. -----

2. -----

3. -----

4. -----

5. -----



**CHEROKEE NATION TRIBAL COUNCIL**  
**DEPARTMENT OF TRANSPORTATION & INFRASTRUCTURE COMMITTEE REPORT**

**Group:** Department of Transportation & Infrastructure **Month/Year of Report:** Oct. 2021

**Executive Director:** Michael Lynn **Phone:** 918-453-5396 **E-mail:** Michael-Lynn@cherokee.org

**Comments:**

**ADAIR COUNTY PROJECTS:**

1. Dahlenegah South (TCM Dist. 7) – Estimated project cost is \$5,108,775. Right of Way acquisition is complete. The water and electric have been relocated. Phone is scheduled to relocate after November 16, 2021. Final changes are being made to plans.
2. Malloy Hollow (TCM Dist. 7) – Estimated project cost is \$8,823,442 – Right of Way acquisition is at 30 percent acquired.
3. Rocky Mountain School Loop Bridge (TCM Dist. 7) – Estimated project cost is \$1,206,956 – Silver Spur has been awarded the project for the amount of 1,401,918 and a completion date of June 01, 2022. Remaining funds from the road project will be reprogrammed to the bridge project. Silver Spur cannot begin clearing and grubbing until after November 16, 2021 for environmental issues.

**CHEROKEE COUNTY PROJECTS:**

1. Northeast Fort Gibson Phase I (TCM Dist. 1 & 4) – Estimated project cost is \$14,875,141. Construction of Phase I is complete. A final inspection was performed on August 11<sup>th</sup>, final payment was issued October 15, 2021 and the final acceptance letter was sent to the contract on October 18, 2021.
2. Northeast Fort Gibson Phase II (TCM Dist. 1 & 4) – Estimated project cost is \$4,286,784. – Bid opening was September 30, 2021. Four bids were submitted. The bids are under review.
3. Hulbert Lost City Road (TCM Dist. 1) – Estimated project cost is \$5,309,853. Placing of concrete structures has started. The project is 45% complete.
4. Mud Valley (TCM Dist. 1 & 3) – Estimated project cost is \$14,432,000. Right of Way acquisition of 79 total parcels continues. Seventy three percent (58) of the parcels have been acquired.

**CRAIG COUNTY PROJECTS:**

1. NS4340 also known as White Oak road (TCM Dist. 11) – Estimated project cost is \$9,442,834. This project is 90% complete with the contractor placing signs, stripe and preliminary punch list items.



**CHEROKEE NATION TRIBAL COUNCIL**  
**DEPARTMENT OF TRANSPORTATION & INFRASTRUCTURE COMMITTEE REPORT**

**MAYES COUNTY PROJECTS:**

1. Chimney Rock Hollow (TCM Dist. 9)– Estimated project cost is \$7,908,924. Project is 30% complete: Contractor is placing RCB and side drains and working on subgrade.

**SEQUOYAH COUNTY PROJECTS:**

1. Dwight Mission Road (TCM Dist 5) – Estimated project cost is \$10,263,728. This is a cooperative project between ODOT, Sequoyah County and CNDOT. This project is approximately 75 % complete. A detour has been constructed, along with drainage structures, erosion control, and widening of shoulders. Solid Slab Sod has been laid as well. No change

**CHEROKEE TRANSIT SYSTEM:**

Ridership on all routes for the month of September 2021 were:

1. Sallisaw to Tahlequah – 128 rides
  2. Pryor to Catoosa – 427 rides
  3. Stilwell to Tahlequah – 59 rides
  4. Muskogee to Tahlequah – 113 rides
  5. Tahlequah to Chouteau/Hulbert – 36 rides
  6. Tahlequah to Catoosa – 82 rides
  7. Stilwell to West Siloam Springs – 24 rides
  8. Individual Demand Response Trips: 7,173
- Total Rides: 8,042

Note: Ridership reports run 2 months behind.



ᏍᏚᏚᏚ ᏈᏈᏍᏚ  
CHEROKEE NATION®

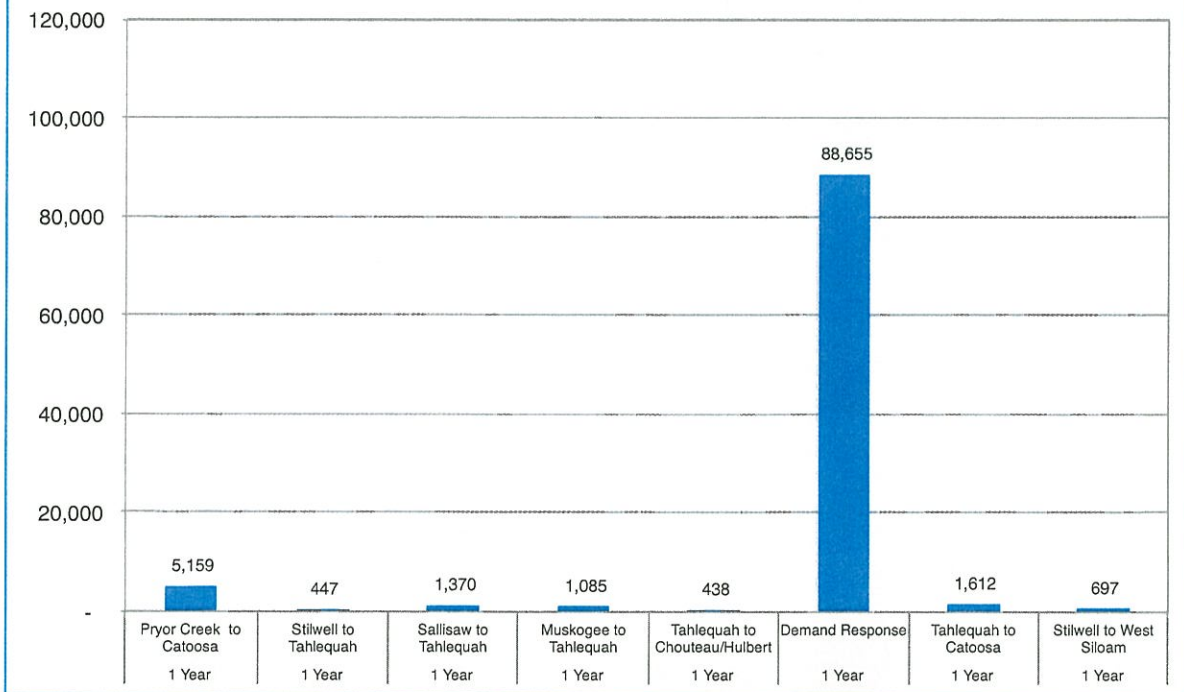


# Cherokee Nation Transit

Ridership Update – October 2021



## Cherokee Nation Transit - 99,463 Rides YTD





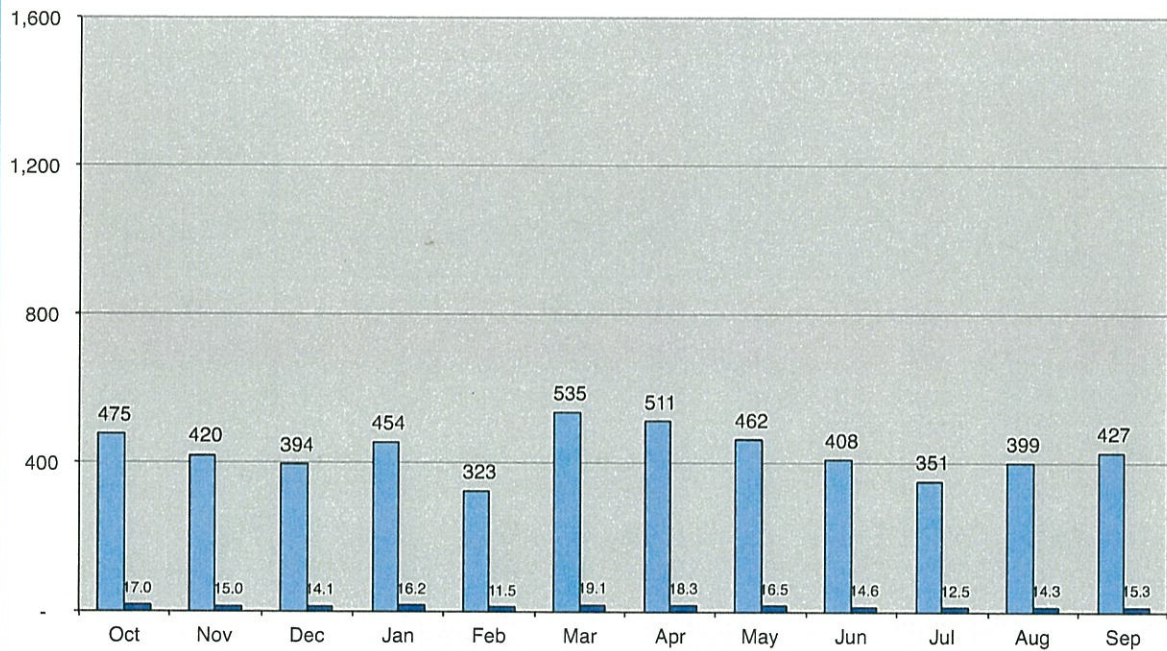
## September 2021 Route Performance

Route	Number of Rides
Pryor Creek to Catoosa	427
Stilwell to Tahlequah	59
Sallisaw to Tahlequah	128
Muskogee to Tahlequah	113
Tahlequah to Chouteau/Hulbert	36
Tahlequah to Catoosa	82
Stilwell to West Siloam Springs	24
Individual Demand Response Trips	7,173
Grand Total	8,042



### Pryor Creek to Catoosa Monthly Ridership - 2020/2021

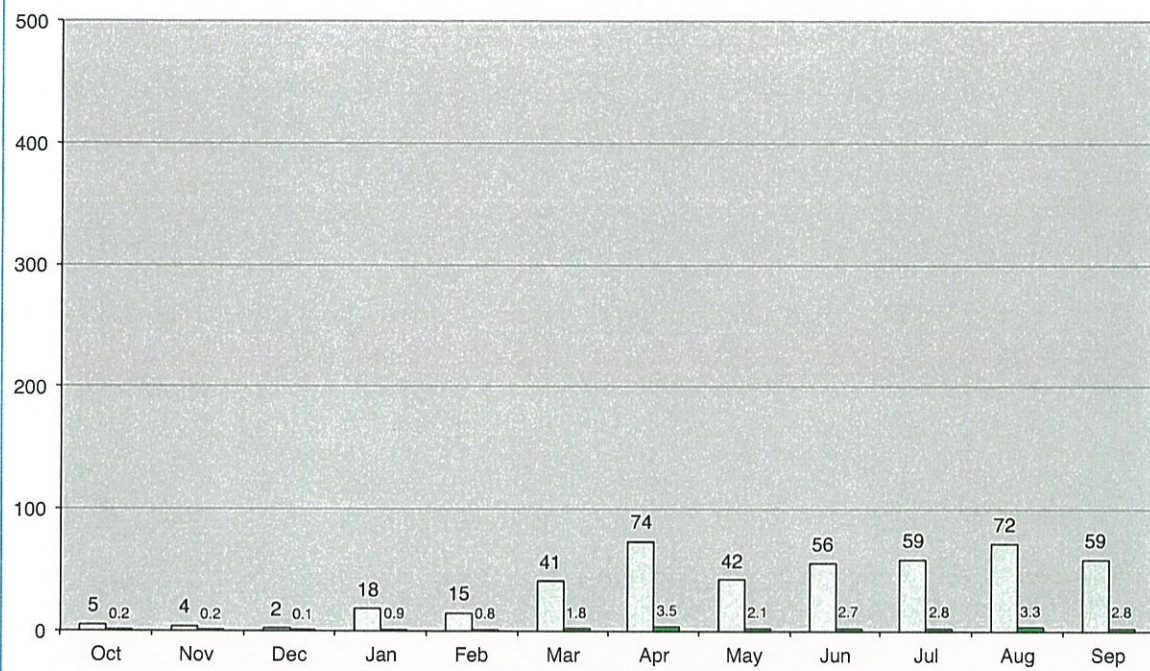
■ Total Number of Rides ■ Average Number of Rides Per Day





### Stilwell to Tahlequah Monthly Ridership - 2020/2021

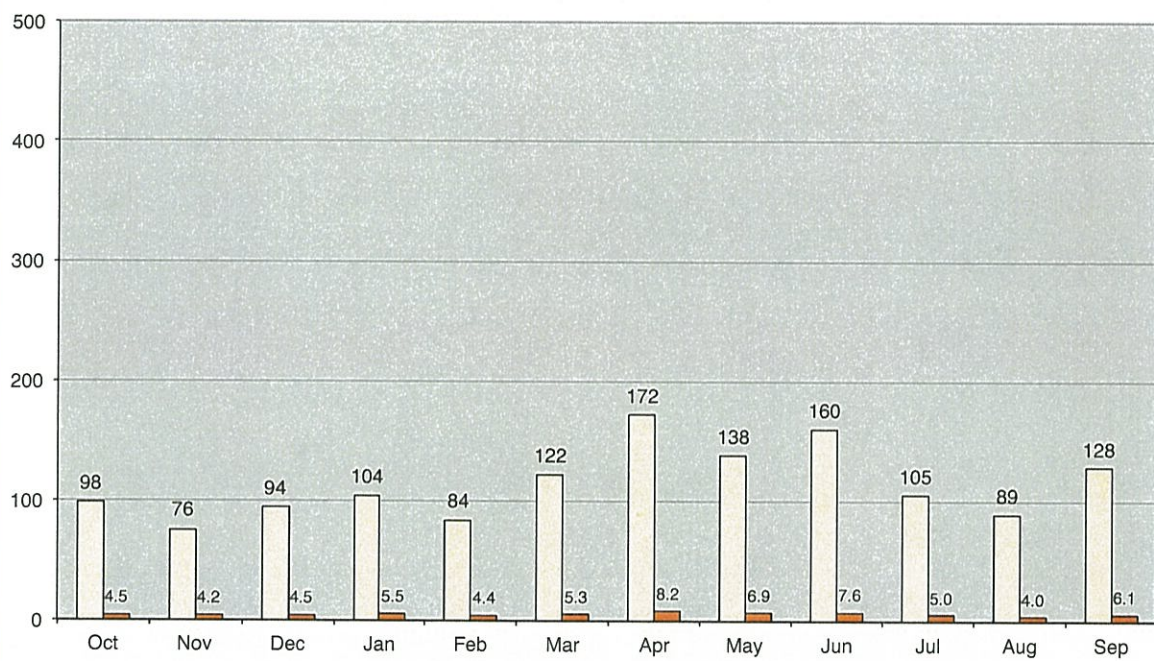
□ Total Number of Rides    ■ Average Number of Rides Per Day





### Sallisaw to Tahlequah Monthly Ridership - 2020/2021

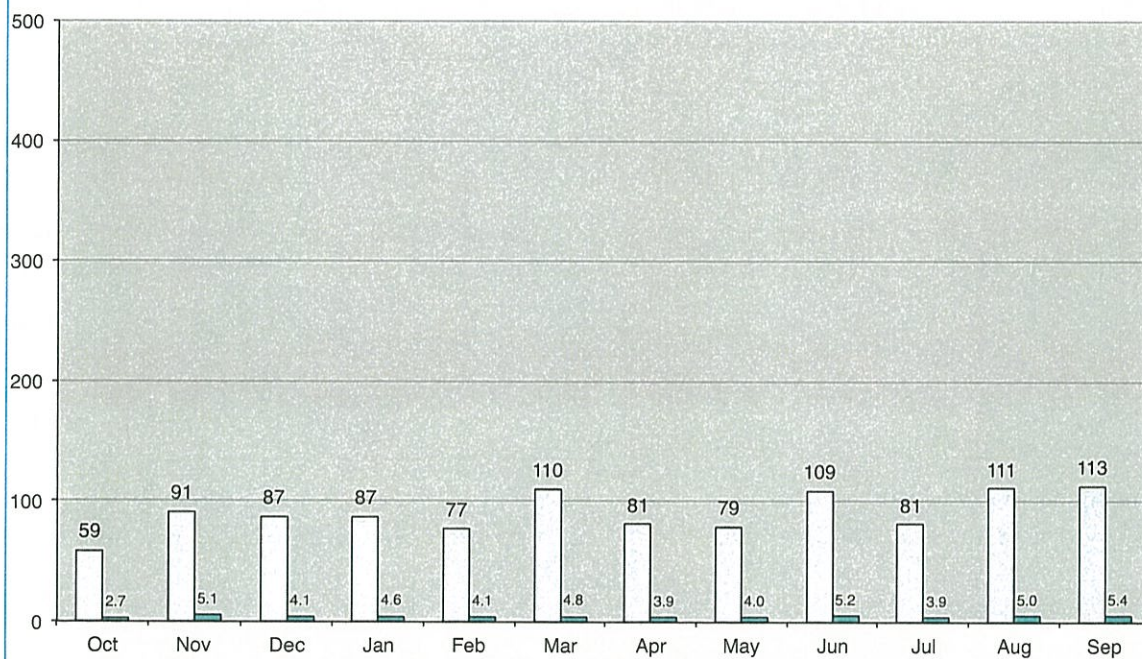
□ Total Number of Rides    ■ Average Number of Rides Per Day





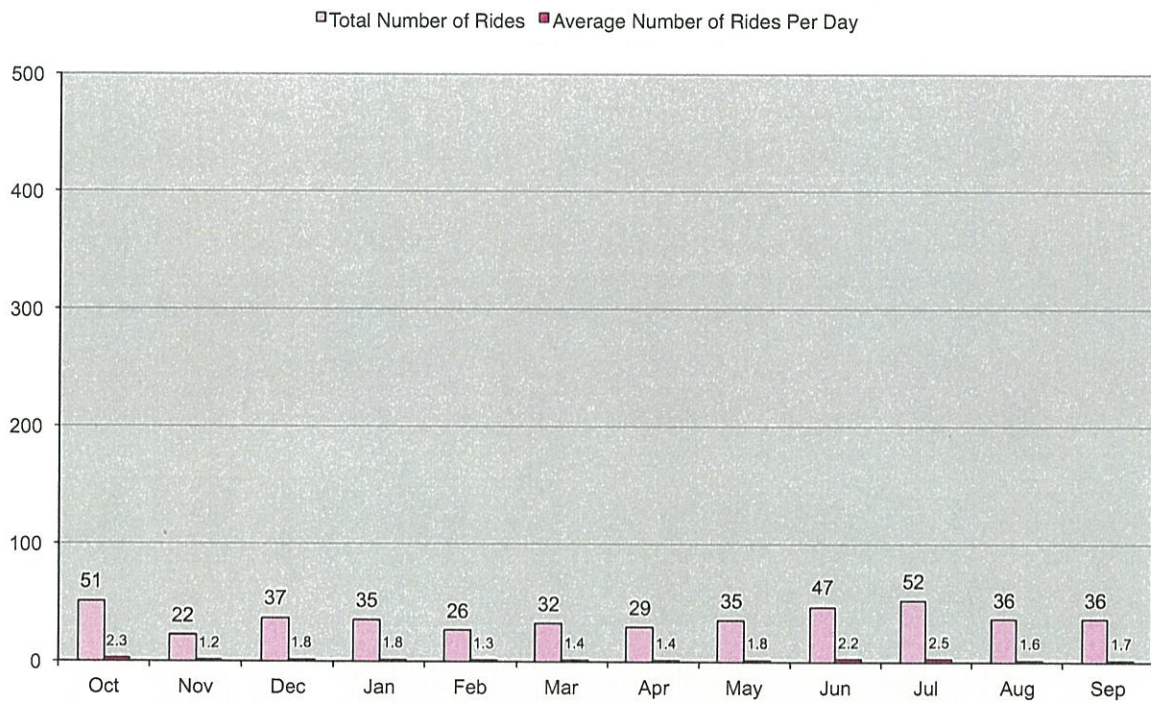
### Muskogee to Tahlequah Monthly Ridership - 2020/2021

□ Total Number of Rides    ■ Average Number of Rides Per Day



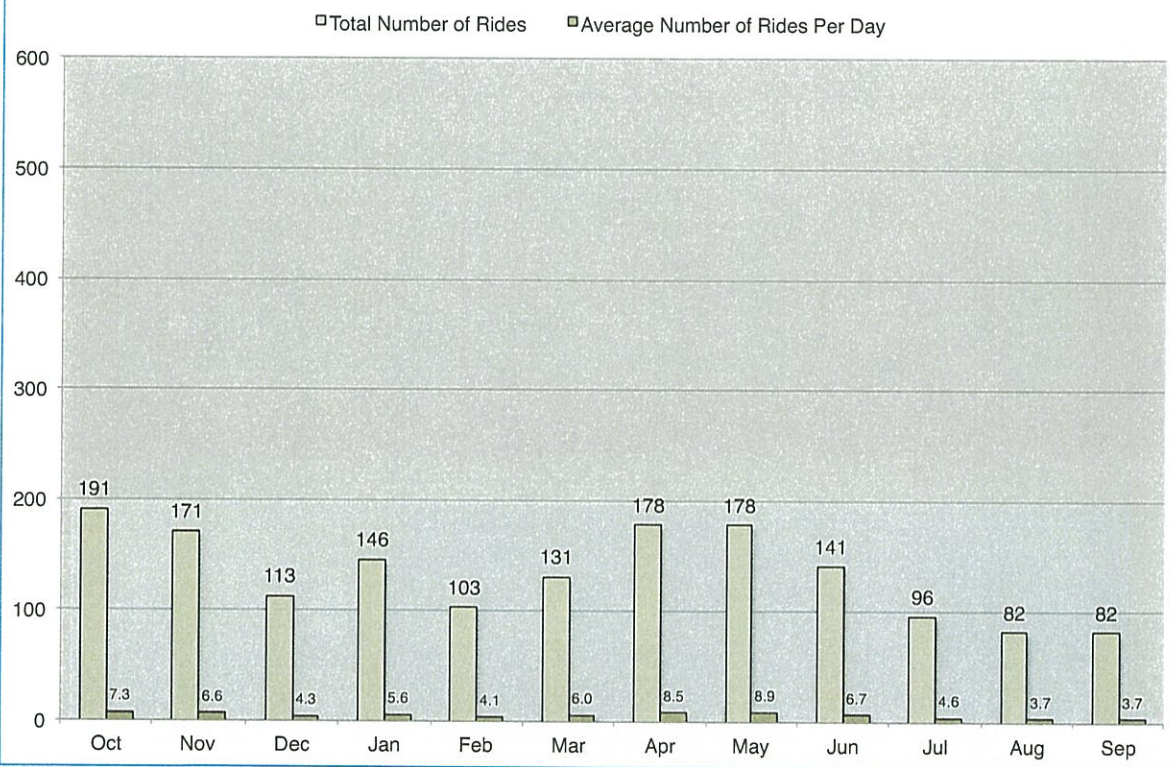


### Tahlequah to Chouteau/Hulbert Monthly Ridership - 2020/2021

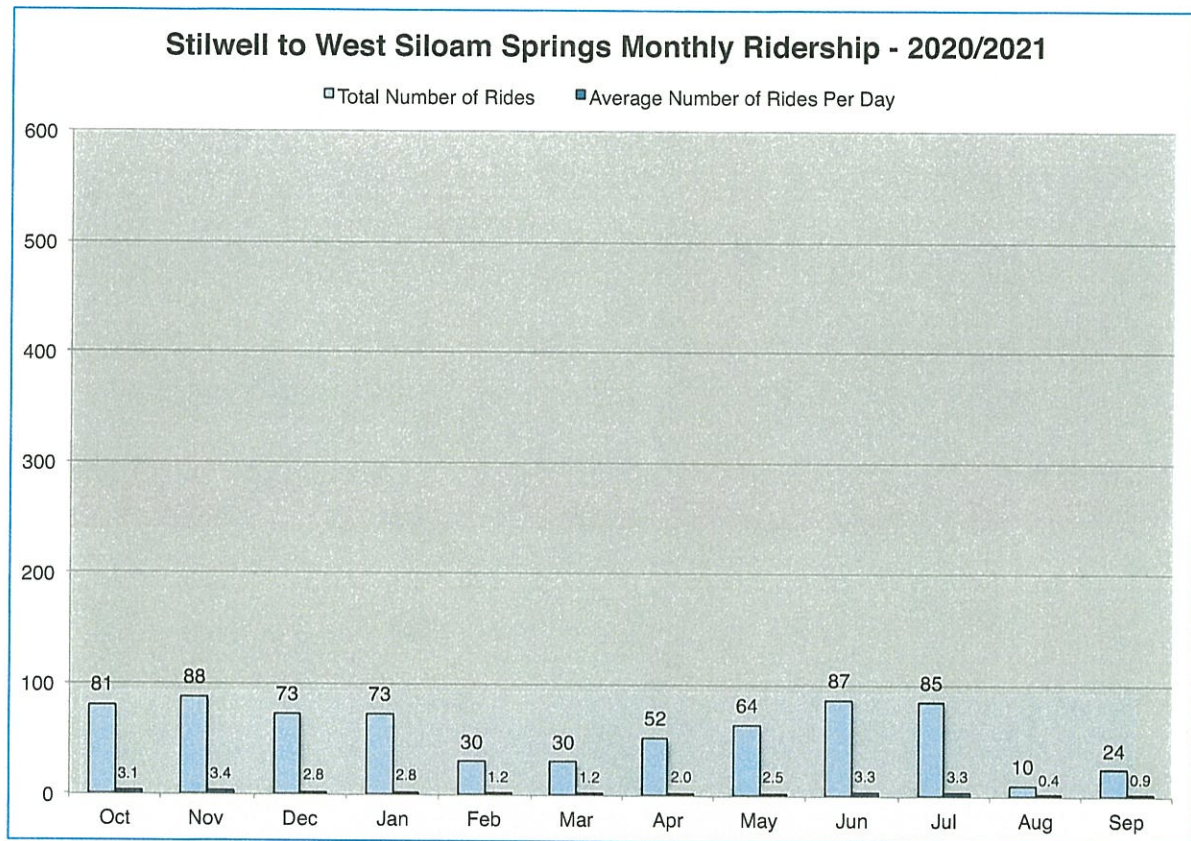




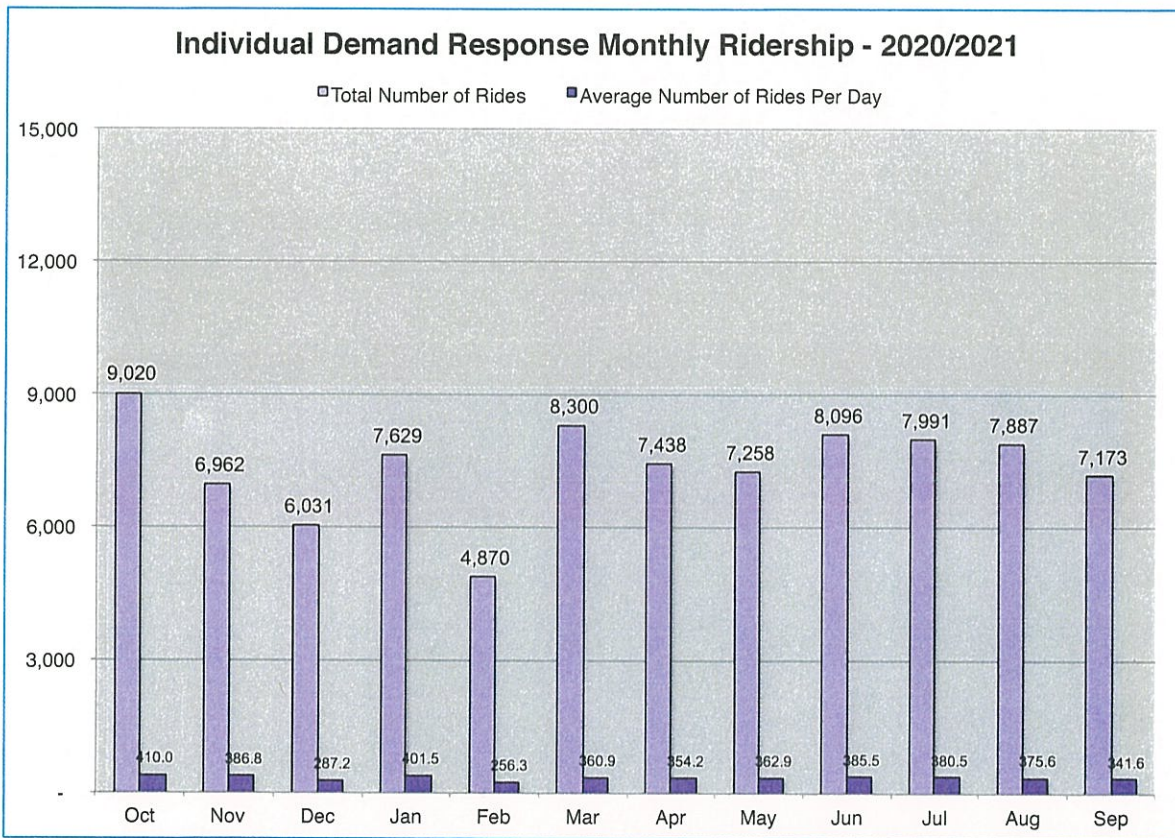
### Tahlequah to Chouteau/Catoosa Monthly Ridership - 2020/2021



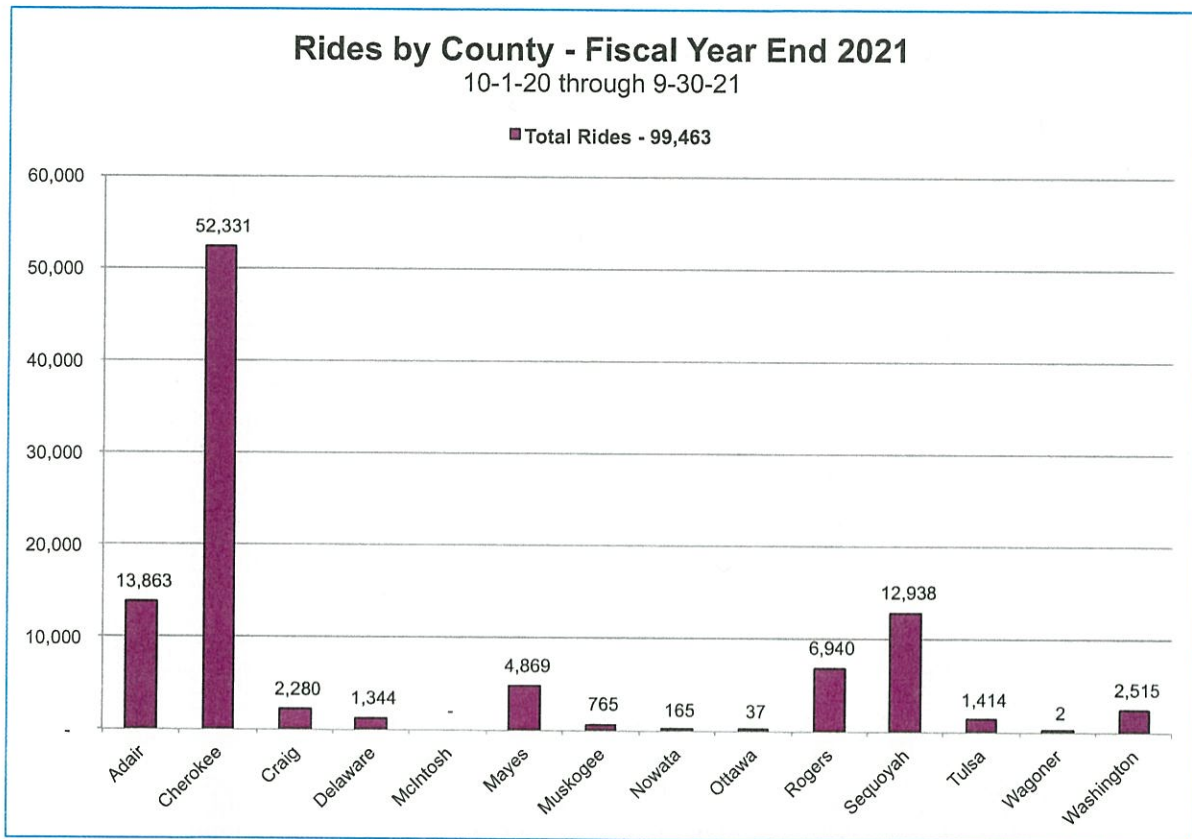




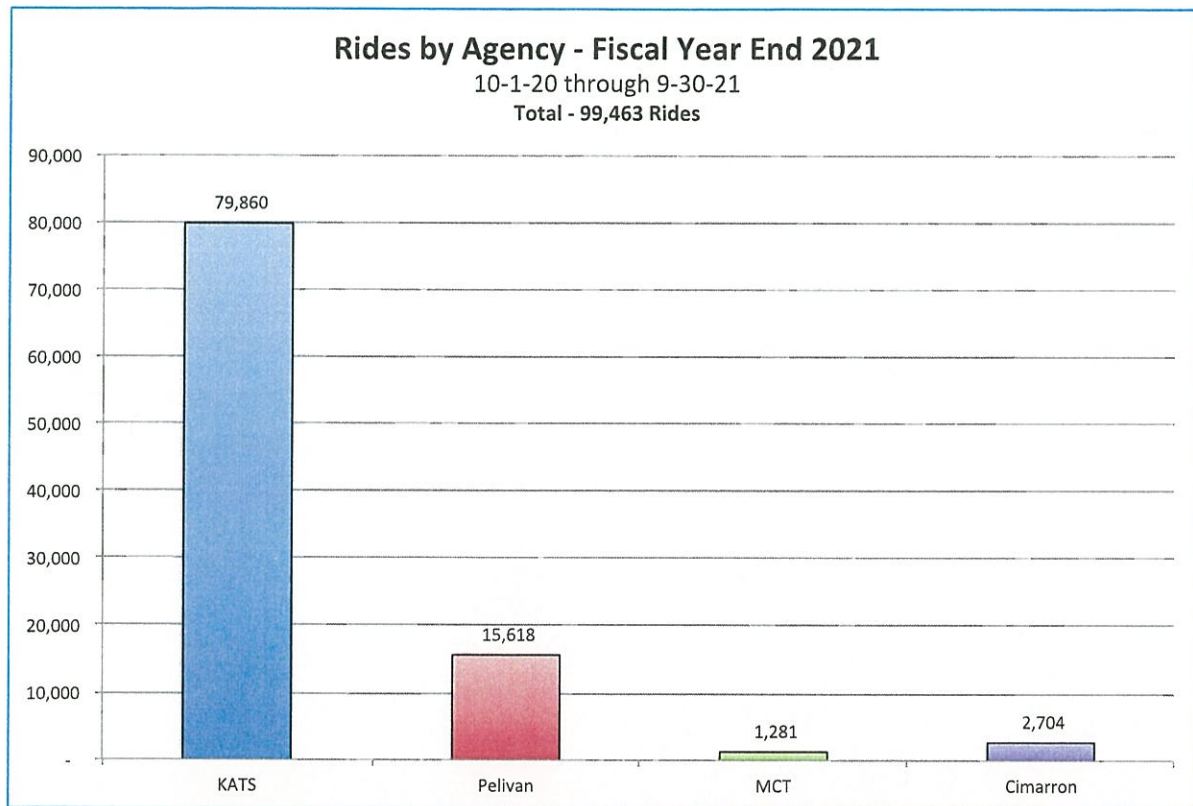




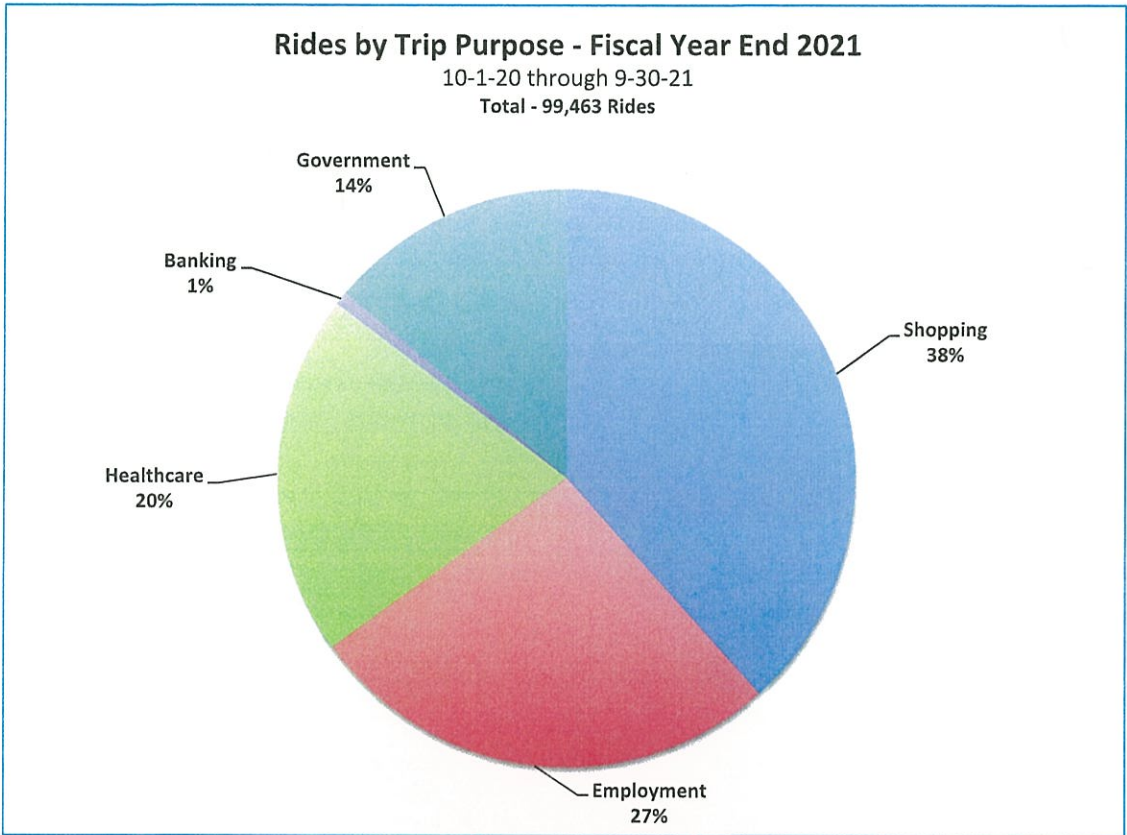














# Department of Transportation

## Project Spotlight

### *DURING CONSTRUCTION*



### **CHIMNEY ROCK HOLLOW I & II**

Located in Mayes County

Cherokee Nation Council:  
District 9

Projected completion date of project:  
March 31, 2022

Project length: 4 Miles

Construction bid amount: \$7,097,000

Contractor is APAC Central, Inc.

Cherokee Nation Project Inspector:

Jeff King

### **CHEROKEE NATION**

Construction began January 4, 2021

APAC made a lot of progress this month with the removal of an existing structure and excavating over 2,000 CY of soil and rock for the pictured structure. This 48'14"x8'x6' double barrel structure will be followed up with a 30 degree bend, joining NE to the west section of the pre-cast RBC along with wings, aprons, head walls, and retaining walls.



### *DURING CONSTRUCTION*





# CHEROKEE NATION TRIBAL COUNCIL

## COMMUNITY SERVICES COMMITTEE REPORT

**Group :** Transportation & Infrastructure      **Month/Year of Report:** October 2021 (Data for September 2021 Activities)  
**Executive Director:** Michael Lynn      **Phone:** 453-5396      **E-mail:** michael-lynn@cherokee.org

### I. Budget Highlights

None this month

### II. Program Highlights

#### a.) Balanced Scorecard Measures

- 64 new water & septic installs
- 13 water & septic repairs
- 30 water analyses performed
- 11 site evaluations
- 14 soil tests
- 18 food handlers trained
- 32 facility inspections, technical assistance and investigations

#### • Accomplishments

Met with officials from City of Collinsville to discuss water and sewer projects and IHS project submittal process.

Participated in Zoom call with CN Public Health and CDC to discuss Housing and Disease Prevention.

Participated in Zoom call with CN Public Health and other programs to discuss Tribal Health Assessment.

#### • Future Plans

Beginning data collection for MSHA.

Addressing IHS HQ comments for SDS project submittal.

Program orientation for new CN Council Members.

ARPA (FRF) project funding MOA's with communities for water/sewer projects.



**CHEROKEE NATION TRIBAL COUNCIL  
COMMUNITY SERVICES COMMITTEE REPORT**



**Cherokee Co RWD 11 New Tower Site**



**New Generator Locust Grove Water Treatment Plant Improvements**



# **CHEROKEE NATION TRIBAL COUNCIL**

## **COMMUNITY SERVICES COMMITTEE REPORT**

Additional rabies clinics are scheduled for Tahlequah (Tahlepaws) on Oct 30, 2021



**New overflow weir Braggs Sanitary Sewer Improvements**



**Inola WW Improvements Project**



**CHEROKEE NATION TRIBAL COUNCIL**  
**COMMUNITY SERVICES COMMITTEE REPORT**



**Inola WW Improvements Project**



OFFICE OF ENVIRONMENTAL HEALTH

Director: Billy Hix

Phone: 453-5126

PERFORMANCE: SEPTEMBER 2021

DISTRICT # & COUNTY	FACILITY DATA SYSTEM			Food Handlers Trng	INDOOR AIR QUALITY Sampling/TA	Water Test Completed BACT/Chemical	Primary Drinking Water Standards Violations	Well Assessments	Site Evals	Perc Tests	Soil Profiles	
	Inspections Referrals	Investigations - Complaints	Technical Assistance									
1, 2 & 3 Cherokee/Wagoner	6		4	10		BT 8/Chem 9	16		5		3	
4 - Muskogee/McIntosh						BT 1/Chem 1	1		2		2	
5 & 6 Sequoyah			2								1	
7 & 8 Adair	1		3			BT 1/Chem 2	2		3		1	
9 & 10 Delaware/Ottawa	2		1			BT 4/Chem 4	6		1		2	
11 - Craig			1								1	
12 - Nowata/Washington											1	
13 - Tulsa	6			8								
14 - Rogers	3		1								2	
15 - Mayes	2										1	
MONTHLY TOTAL	20	0	12	18	0	30	25	0	11	0	14	Reduce # of Priority Violations
YEAR TO DATE		645		360	0	262	160	5	231	236	52	
ANNUAL GOAL		750		1250				50	180	180	110	
% COMPLETE		86%		29%				10%	128%	131%	47%	

HIGHLIGHTS:

*Training -*

*Meetings -* System Wide Infection Prevention Zoom

Community Health Outreach and System Engagement Workgroup Zoom

City of Tahlequah - Tahlepaws

Dr. Hobbs - Tahlepaws

CNB Tourism - Grab and Go Café for Anna Mitchell Cultural and Welcome Center

*Misc. -* Rabies Clinic Sequoyah County - 110 Vaccinations

PROGRAM DESCRIPTION:

This office helps to ensure that tribal facilities are operated in a safe and sanitary manner and provides Tribal members with services and information to lead environmentally healthy lifestyles through inspections and investigations related to food, vectors, water and waste water. This office further provides food service training for certification, environmental disease prevention training, injury prevention intervention, water sampling, and indoor air quality investigations.



**CHEROKEE NATION**  
**ENGINEERING & SANITATION FACILITIES CONSTRUCTION**

**MONTHLY REPORT FOR 2021 September– COMMUNITY WATER & WASTEWATER PROJECTS**

PROJECT NAME: Kenwood Water District – Water Loss Reduction Phase I – OK16U28  
DESCRIPTION: Install route meters and additional valves to isolate leaks and prioritize worst areas for replacement projects.  
TRIBAL HOMES: 174 +/-  
FUNDING SOURCE(S): I.H.S. / EPA  
STATUS: In-Progress – Under Construction  
CN DISTRICT IMPACTED: DIST 9  
Total Project Cost: \$302,000.00

PROJECT NAME: Cherry Tree Wastewater Force Main to Stilwell – OK18V44  
DESCRIPTION: Construction of 21,500 l.f. of 6-inch force main to City of Stilwell Wastewater Collection System. Develop Closeout plan for existing lagoons at Cherry Tree Industrial Park.  
TRIBAL HOMES: 68 +/-  
FUNDING SOURCE(S): I.H.S. / E.P.A.  
STATUS: Engineering Complete, Pending Construction Start  
CN DISTRICTS IMPACTED: DIST 7 / DIST 8  
Total Project Cost: \$1,172,000.00

PROJECT NAME: Pine Ridge WL Extension – Cherokee RWD #3 – OK18V31  
DESCRIPTION: Construction approximately 6,500 l.f. of 2-inch waterline along Pine Ridge Road and 525 Road in Cherokee County.  
TRIBAL HOMES: 7 +/-  
FUNDING SOURCE(S): I.H.S. / Cherokee Nation  
STATUS: Pending Construction Start Date  
CN DISTRICTS IMPACTED: DIST 2  
Total Project Cost: \$119,000.00

PROJECT NAME: TPWA – Blue Bird Dr WLX – OK19V56  
DESCRIPTION: Install 6,300' of 12" & 6"  
TRIBAL HOMES: 4  
FUNDING SOURCE(S): EPA  
STATUS: Preliminary, working on Easements  
CN DISTRICTS IMPACTED: 3  
Total Project Cost: \$55,000.00

PROJECT NAME: Iron Side Water District (Craig Co.) – Transmission/System Rehabilitation – OK19V72  
DESCRIPTION: 7,000' of 6", 25,000 gal. Standpipe  
TRIBAL HOMES: 64  
FUNDING SOURCE(S): EPA/IHS/Other  
STATUS: Pending Construction Start Date  
CN DISTRICTS IMPACTED: 11  
Total Project Cost: \$714,000.00



PROJECT NAME: North 586 Rd Waterline Extension – OK19W02  
DESCRIPTION: 3,800' of 4", 1,300' of 2"  
TRIBAL HOMES: 6 +/-  
FUNDING SOURCE(S): I.H.S. / Other  
STATUS: Pending Construction Start Date  
CN DISTRICTS IMPACTED: DIST 9  
Total Project Cost: \$146,000.00

PROJECT NAME: Cherokee #3/N. Bryant Rd. – OK19V79  
DESCRIPTION: 7,900 LF of 6"  
TRIBAL HOMES: 2  
FUNDING SOURCE(S): IHS  
STATUS: Preliminary  
CN DISTRICTS IMPACTED: 1  
Total Project Cost: \$40,000.00

PROJECT NAME: Cherokee #3/W Grandview Rd. – OK19V81  
DESCRIPTION: 6,800 LF of 4"  
TRIBAL HOMES: 10  
FUNDING SOURCE(S): IHS/Other  
STATUS: Pending Construction Start Date  
CN DISTRICTS IMPACTED: 1  
Total Project Cost: \$192,500.00

PROJECT NAME: Cherokee #3/W. 750 Rd – OK19V82  
DESCRIPTION: 5,500 LF of 4"  
TRIBAL HOMES: 8  
FUNDING SOURCE(S): IHS/Other  
STATUS: Pending Construction Start Date  
CN DISTRICTS IMPACTED: 1  
Total Project Cost: \$184,500.00

PROJECT NAME: Cherokee #11 / Distribution System Improvements – OK19V85  
DESCRIPTION: Water loss survey, replace 5 mi. waterline, Construct 2.5 mi of 8", Standby power.  
TRIBAL HOMES: 724  
FUNDING SOURCE(S): IHS/Other  
STATUS: Waterline replaced/installed, Pending tower completion.  
CN DISTRICTS IMPACTED: 1  
Total Project Cost: \$2,675,000.00



PROJECT NAME: Cherokee County / Tenkiller Utility Authority – OK19V89

DESCRIPTION: 3.3 MGD Treatment Plant, 95,235 lf of 6", 93,890 lf of 8", 41,560 lf of 10", 84,785 lf of 12", 59,935 lf of 16", 5,970 lf of 20", 5 storage tanks, 14 connections to existing water systems.

TRIBAL HOMES: 1678

FUNDING SOURCE(S): IHS/USDA-RD

STATUS: Finalizing Plans

CN DISTRICTS IMPACTED: 1,2,15

Total Project Cost: \$11,545,000.00

PROJECT NAME: Rogers County / Inola PWA – WW System Rehabilitation – OK19V90

DESCRIPTION: 14,720 lf of pipe rehab/replacement, 73 manhole rehabs.

TRIBAL HOMES: 91

FUNDING SOURCE(S): EPA CWA, IHS

STATUS: Under Construction

CN DISTRICTS IMPACTED: 15

Total Project Cost: \$5,128,000.00

PROJECT NAME: Muskogee County / Braggs PWA – Sewer System Upgrade – OK19V91

DESCRIPTION: Install 8" & 12" sewer line, new manholes, lift stations, sludge removal.

TRIBAL HOMES: 45

FUNDING SOURCE(S): IHS / Other

STATUS: Under Construction

CN DISTRICTS IMPACTED: 4

Total Project Cost: \$2,138,000.00

PROJECT NAME: Mayes County / Locust Grove PWA – OOWA Connection – OK19V94

DESCRIPTION: 45,000 lf of 12", 695 gpm pump station to connect to Oklahoma Ordinance Works Authority located in Mid America Industrial Park.

TRIBAL HOMES: 307

FUNDING SOURCE(S): IHS / Other

STATUS: Under Construction, Start 8/17/20

CN DISTRICTS IMPACTED: 9,15

Total Project Cost: \$6,377,000.00

PROJECT NAME: Cherokee County / TPWA – Indian Meadows SS – OK19W00

DESCRIPTION: Install 5,000' of 12" sewer main and 9,000' of 8" sewer main to connect homes to TPWA sewer system.

TRIBAL HOMES: 118

FUNDING SOURCE(S): IHS

STATUS: Pending final easements

CN DISTRICTS IMPACTED: 3

Total Project Cost: \$1,355,000.00



PROJECT NAME: Delaware County / Kenwood Sewer Lagoon Rehab – OK20W13  
DESCRIPTION: Repair and Modify all 3 Sewer Lagoons, repair dikes, replace liners, new fencing, erosion control.  
TRIBAL HOMES: 24  
FUNDING SOURCE(S): IHS, EPA, Tribal  
STATUS: Preliminary, Design Phase  
CN DISTRICTS IMPACTED: 9  
Total Project Cost: \$1,032,000.00

PROJECT NAME: Nowata County / Nowata Municipal Auth. – Raw Water Intake – OK20W23  
DESCRIPTION: Install third pump, replace valving, repair isolation gates, replace ladder, replace jib crane  
TRIBAL HOMES: 469  
FUNDING SOURCE(S): IHS, Other  
STATUS: Preliminary Phase  
CN DISTRICTS IMPACTED: 12  
Total Project Cost: \$201,000.00

PROJECT NAME: Delaware County / Colcord PWA – Sewer System Rehab – OK21W67  
DESCRIPTION: Install 4,800' of 8" pvc sewer, rehab lift station and lagoon transfer station.  
TRIBAL HOMES: 81  
FUNDING SOURCE(S): IHS, CDBG  
STATUS: Preliminary Phase  
CN DISTRICTS IMPACTED: 9  
Total Project Cost: \$504,000.00



# Service Spotlight

---

This newsletter is intended to provide a spotlight on a service recently provided through the Cherokee Nation Engineering & Sanitation Facilities Construction program.

---

Mr. Pruitt, a Cherokee Citizen, is building a new home in Ft. Gibson, OK. Mr. Pruitt submitted an application in January 2021 but did not start construction on the home until April 2021. A soil test was completed that same month. In July 2021 a purchase order was issued to Guthrie Excavation to install the aerobic system and water service line. By September the site was ready for service and the installation was scheduled and completed that same month.



## **Applicant:**

**Jake Pruitt**

**Ft. Gibson, OK**

---

## **Funding Source:**

IHS Housing Support Funds  
OK20F26

## **Total Cost of Service:**

\$7,767

## **Mitigating factors/challenges overcome:**

## **CN Council District**

District 4





CHEROKEE NATION TRIBAL COUNCIL  
COMMUNITY SERVICES COMMITTEE REPORT

Group:	<u>Housing Authority</u>	Month/Year of Report:	<u>Nov-21</u>
Interim Executive Director	<u>Jerri A. Killer</u>	Phone:	<u>918-456-5482</u>

**Public Disclosures:**

As required by 24 CFR Part 1000.30, services provided to Housing Authority of the Cherokee Nation / Cherokee Nation Employees and Employee relatives from funds received pursuant to the Native American Housing Assistance and Self-Determination Act of 1996 (NAHASDA), shall be publicly disclosed.

*The following applicants have been determined eligible for participation.*

**LOW RENT APARTMENT:**

The following employee and/or relatives were approved to receive services for Low Rent Apartment pursuant to guidelines set forth in the Housing Policy as approved by the Principal Chief of the Cherokee Nation and HACN Policy as approved by the Board of Commissioners.

None to report

**HOMEOWNERSHIP:**

The following employee and/or relatives were approved to receive services for Homeownership program pursuant to guidelines set forth in the Housing Policy as approved by the Principal Chief of the Cherokee Nation and HACN Policy as approved by the Board of Commissioners.

None to report

**RENTAL ASSISTANCE/TEMPORARY RENTAL ASSISTANCE/COLLEGE HOUSING:**

The following employee and/or relatives were approved to receive services for Rental Assistance program pursuant to guidelines set forth in the Housing Policy as approved by the Principal Chief of the Cherokee Nation and HACN Policy as approved by the Board of Commissioners.

Jaxen Smith, father is Brian Smith of HACN



**NEW CONSTRUCTION HOMEOWNERSHIP PROGRAM: (*Non-NAHASDA Program*)**

The following employee and/or relatives were approved to receive services for the New Construction Homeownership program pursuant to guidelines set forth in the HACN Policy as approved by the Board of Commissioners.

None to report

**HOUSING REHABILITATION PROGRAM**

The following employee and/or relatives were approved to receive services from the Housing Rehabilitation program pursuant to guidelines set forth in the HACN Policy as approved by the Board of Commissioners.

Bonnie Fisher, sister is Shellie Shankle of HACN





*Keys to a brighter future*

## Announcements

### Board of Commissioners Meeting:

Nov 16 Regular BOC Meeting at 5:30 p.m.

### Office Closures:

Nov 11 Veterans Day

Nov 25-26 Thanksgiving

### Other Info:

*In response to the Coronavirus Pandemic, HACN continues to operate and perform essential services. Services continue to be offered. All housing assistance programs continue to operate and we encourage citizens to call us with question as entry to our offices is limited.*

All offices and staff of the HACN may be reached through the main office number, regardless of their office location. The local and toll free numbers are:

918-456-5482

800-837-2869

Employee Email is:

[firstname.lastname@hacn.org](mailto:firstname.lastname@hacn.org)

[www.hacn.org](http://www.hacn.org)



**Housing Authority of the Cherokee Nation**  
**Month Ending: September 2021**

**Current Program Participants:**

County	Community Shield Insurance	Low Rent Apartments	Rental Assistance			Homeownership		Loans	Totals	
			Rental Assistance (RAP)	Temporary Assistance (TAP)	College Housing Programs	Home-ownership Programs Under Mgmt	New Construction Homes Under Mgmt	Title VI / Other Mortgage Programs	Total Housing Participants	% of Participants
Adair	293	156	87	0	5	92	83	15	731	14%
Cherokee	257	191	411	3	11	182	199	50	1,304	25%
Craig	19	58	22	0	0	7	28	2	136	3%
Delaware	167	111	71	1	15	50	119	25	559	11%
McIntosh	13	0	1	0	0	3	3	0	20	0%
Mayes	124	127	50	0	14	41	59	13	428	8%
Muskogee	61	54	44	0	3	42	56	10	270	5%
Nowata	21	44	12	0	3	10	27	0	117	2%
Ottawa	11	0	3	0	3	6	7	4	34	1%
Rogers	70	59	172	0	12	61	40	39	453	9%
Sequoyah	280	0	182	0	15	117	144	52	790	15%
Tulsa	29	0	96	0	7	25	8	3	168	3%
Wagoner	7	0	5	0	0	21	4	2	39	1%
Washington	21	47	41	0	3	26	11	3	152	3%
<b>Total:</b>	<b>1,373</b>	<b>847</b>	<b>1,197</b>	<b>4</b>	<b>91</b>	<b>683</b>	<b>788</b>	<b>218</b>	<b>5,201</b>	<b>100%</b>
			1,292			1,471		218		

**Current Applications:**

County	Rehab Programs	Rehab Replacement Homes	NAHASDA Home-ownership	Community Shield Insurance	Rental Properties / Apartments	Rental Assistance	New Home Construction	% NHCP	Total Apps	% of Total
Adair	220	0	10	2	136	83	130	9%	581	12%
Cherokee	183	0	4	6	169	323	346	23%	1,031	21%
Craig	47	0	1	0	24	16	44	3%	132	3%
Delaware	117	0	6	2	96	63	197	13%	481	10%
McIntosh	16	0	0	0	0	6	7	0%	29	1%
Mayes	60	0	3	1	110	35	103	7%	312	6%
Muskogee	70	0	2	0	41	83	80	5%	276	6%
Nowata	31	0	10	0	17	15	33	2%	106	2%
Ottawa	15	0	0	0	0	0	24	2%	39	1%
Rogers	64	0	24	0	134	172	141	9%	535	11%
Sequoyah	188	0	15	3	0	280	181	12%	667	14%
Tulsa	66	0	23	3	0	180	164	11%	436	9%
Wagoner	19	0	2	0	0	12	29	2%	62	1%
Washington	39	0	10	0	68	10	33	2%	160	3%
<b>Total:</b>	<b>1,135</b>	<b>0</b>	<b>110</b>	<b>17</b>	<b>795</b>	<b>1,278</b>	<b>1,512</b>	<b>100%</b>	<b>4,847</b>	<b>100%</b>



Housing Authority of the Cherokee Nation  
Month Ending: September 2021



# Tribal HUD - VASH

VA Supportive Housing Program

County	Applications			Assistance	Totals	
	Referrals Received / Applications Processing	Vouchers Issued	Waiting List	Housed Veteran	Total	% of Participants
Adair	0	0	0	0	0	0%
Cherokee	0	0	0	4	4	27%
Craig	0	0	0	0	0	0%
Delaware	0	0	0	1	1	7%
McIntosh	0	0	0	0	0	0%
Mayes	0	0	0	1	1	7%
Muskogee	0	0	0	2	2	13%
Nowata	0	0	0	0	0	0%
Ottawa	0	0	0	0	0	0%
Rogers	0	0	0	2	2	13%
Sequoyah	0	0	0	0	0	0%
Tulsa	0	0	0	4	4	27%
Wagoner	0	0	0	0	0	0%
Washington	0	0	0	1	1	7%
<b>Total:</b>	<b>0</b>	<b>0</b>	<b>0</b>	<b>15</b>	<b>15</b>	<b>100%</b>





## **TRIBAL HUD-VASH HOUSING VOUCHER PROGRAM**

**THE HOUSING AUTHORITY OF THE CHEROKEE  
NATION AND THE DEPARTMENT OF VETERAN  
AFFAIRS ARE OFFERING A HOUSING VOUCHER  
PROGRAM FOR NATIVE AMERICAN VETERANS WHO  
ARE HOMELESS OR AT-RISK OF BECOMING  
HOMELESS.**

**FOR MORE INFORMATION OR FOR AN  
APPOINTMENT TO SEE IF YOU QUALIFY FOR THIS  
PROGRAM, PLEASE CONTACT LISA LOOK AT THE  
JACK C. MONTGOMERY VAMC.**

DEPARTMENT OF VETERAN AFFAIRS  
Lisa Look, MSW, LCSW, LADAC  
Tribal HUD/VASH Case Manager for Cherokee Nation  
1011 Honor Heights Drive  
Muskogee, Oklahoma 74401  
Phone: (918) 616-8794 | Fax: (918) 577-3329  
[Lisa.Look@va.gov](mailto:Lisa.Look@va.gov)



**New Construction Homeownership Program  
Development Files Processing**

Month of:  
Sept 2021

		Applications		Processing						Construction		In Processing	Land Development	Under Construction	Construction Complete
				Stg I	Stg II		Stg III		Stg IV						
		County	Waiting List	App Problem	App Processing	Prelim Review	Site Inspect	Problem Files	Survey Pending	Land Dev	Process Closing				
Adair	130	0	2	0	0	0	0	0	9	9	82	2	9	9	82
Cherokee	346	0	1	0	0	0	0	0	1	18	195	1	1	18	195
Craig	44	0	0	0	0	0	0	0	0	1	29	0	0	1	29
Delaware	197	0	1	0	0	0	0	0	1	13	117	1	1	13	117
McIntosh	7	0	0	0	0	0	0	0	0	1	3	0	0	1	3
Mayes	103	0	0	0	0	0	0	1	0	12	59	0	1	12	59
Muskogee	80	0	2	0	0	0	0	0	0	4	56	2	0	4	56
Nowata	33	0	0	0	0	0	0	0	1	0	26	0	1	0	26
Ottawa	24	0	0	0	0	0	0	0	0	0	7	0	0	0	7
Rogers	141	0	0	0	0	0	0	0	1	2	40	0	1	2	40
Sequoyah	181	0	5	0	0	0	0	1	2	6	145	5	3	6	145
Tulsa	164	0	0	0	0	0	0	0	0	0	8	0	0	0	8
Wagoner	29	0	0	0	0	0	0	0	0	4	4	0	0	4	4
Washington	33	0	0	0	0	0	0	0	0	0	11	0	0	0	11
Total:	1,512	0	11	0	0	0	0	2	15	70	782	11	17	70	782
		11		17						852					

**STAGE I:**

Copies of Deed(s), etc.  
Check Floodmaps/Floodplain  
Identify Utility Companies  
Contact for Site Inspection

**STAGE III:**

Order/Receive Survey  
Order/Receive Perc Test  
Receive Utility Assurance  
Receive Abstract from participant

**STAGE II:**

Visit Site  
Identify/Propose Site Plan  
Identify/Propose Utilities  
Identify/Propose Lateral Field  
Identify/Propose Easement(s)  
Deliver Utility Assurance Letters  
Request Abstract from participant

**STAGE IV:**

Survey Review / Identify Barriers / Process for Closing



## Housing Rehabilitation Programs - Job Statistics

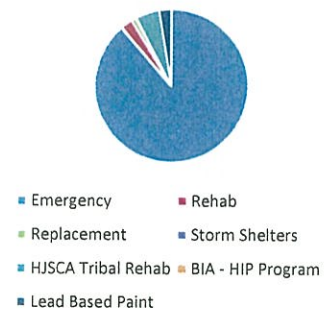
Month Ending:  
Sept 2021

Replacement Homes	26
Out for Bid/Pending	20
Jobs Under Contract	87
Contracts Completed	36



Classification	Monthly Activity	Year to Date
Emergency	45	694
Rehab	0	20
Replacement	3	8
Storm Shelters	0	1
HJSCA Tribal Rehab	6	39
BIA - HIP Program	0	0
Lead Based Paint	2	21
<b>All Rehab jobs</b>	<b>56</b>	<b>783</b>

Rehab

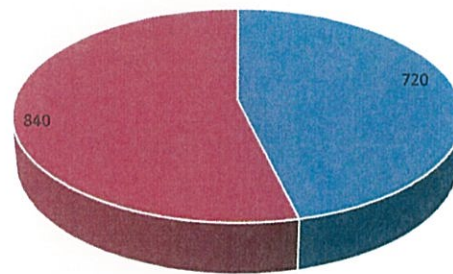




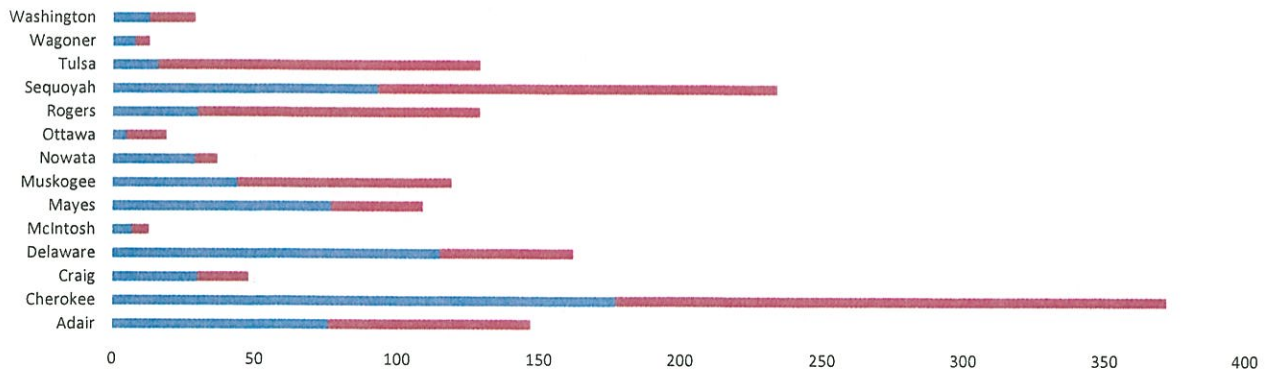
**New Construction Homeownership Program  
Application Data**

By Has Land/Does not have land:

County	Has Land	Without Land	% With Land	% W/O Land	Total Apps
Adair	76	71	52%	48%	147
Cherokee	177	195	48%	52%	372
Craig	30	18	63%	38%	48
Delaware	115	47	71%	29%	162
McIntosh	7	6	54%	46%	13
Mayes	77	32	71%	29%	109
Muskogee	44	75	37%	63%	119
Nowata	29	8	78%	22%	37
Ottawa	5	14	26%	74%	19
Rogers	30	99	23%	77%	129
Sequoyah	93	141	40%	60%	234
Tulsa	16	113	12%	88%	129
Wagoner	8	5	62%	38%	13
Washington	13	16	45%	55%	29
<b>Total:</b>	<b>720</b>	<b>840</b>	<b>46%</b>	<b>54%</b>	<b>1,560</b>



■ Has Land ■ Without Land



Statistics as of: February 4, 2020



