



Cherokee Nation Tribal Council Health Committee Report

Claremore Indian Hospital

Month/Year of the report: September 2021

George L Valliere 918-342-6434

Email: george.valliere@ihs.gov

Accomplishments:

- **Staffing:** Recruiting for Night Hospitalist, OB/GYN and CRNA.
- **Visits:** Outpatient visits for September up 28.0% over the same period the previous year.
- **Revenues:** Revenues for FY2021 increased 12.2% over the same period the previous year.

Future Plans / New Initiatives:

- New Services:
 - Drive up COVID testing still available in drive-thru facility in front parking lot by appt.
 - Still vaccinating (COVID) all community members 12 years of age and older M-F.
 - Still giving monoclonal antibody infusions
 - Flu shots by appt. and walk in M-F.

Workload:

	<u>Actual numbers/month</u>		<u>CN</u>
Outpatient visits up	28.0%	31,730	12,307/(6,310 patients)
Dental visits up	60.9%	375	228
Admissions up	15.4%	75	53
Newborns down	22.9%	27	19
New charts		485	
Reactivated Charts		113	

These statistics are compared to FY2020 statistics for the same time period. (September)
Occupancy rate for September 2021: 22.0%

Third Party Collections:

September collections

Medicare:	\$ 623,923.86
Medicaid:	1,325,100.57
Private Insurance:	1,151,934.17
V.A.	<u>47,756.33</u>

\$ 3,148,714.93

Year-to-date collections for FY 2021: \$ 33,769,119.33

Amount billed for September 2021: \$ 5.3 million

Collections are up compared to FY2020 collections for same time period. \$ 3,686,630.06

Percentage of account receivables pending for claims > 120+ days: 11%

PRC Activities:

September cases

			<u>CN Patients</u>
Funded:	344 cases:	\$ 527,668.00	159
Denials:	183 cases:	\$ 103,994.00	13
Deferred:	141 cases:	\$ 127,098.00	87
CIH clinics:	12		
Ortho	24		

Files to Committee 704



Health Committee Report

November 2021



Highlights

W.W. Hastings Hospital has worked diligently during the COVID-19 pandemic. The efforts were recognized by Oklahoma City Area Indian Health Service.

W.W. Hastings Hospital was awarded the 2021 Tribal Area Director's COVID-19 Pandemic Response Award.

Team Compliment

(Walter) Charles Jordan, Tressa Scroggins, Charlene Ketcher, Patricia Stopp, Andrea Powell, and Tina Snell strategically planned, made arrangements, and organized personnel in order to test 85 Pryor Junior High School students and their sponsors for COVID-19. The students needed to be tested prior to their trip to Washington, D.C. This request was made by Councilman Danny Callison, and the AMO Salina Health Center team stepped up and delivered.

Health Committee Report

September 2021



233 surgical
procedures
performed in
September



599 clients were
served by Emergency
Medical Services



82,424 drive thru
Covid-19 tests
administered to date



5,500 patients
were seen at the
ED/Urgent Care



2,738 patients
seen by CN
Dental Services



373 total MAB
infusions have been
given to patients



75 babies were
delivered at
Hastings Hospital



1,084 new medical
charts have been
established

Health Committee Report

Provider Recruitment

CNHS Provider
Vacancy Rate

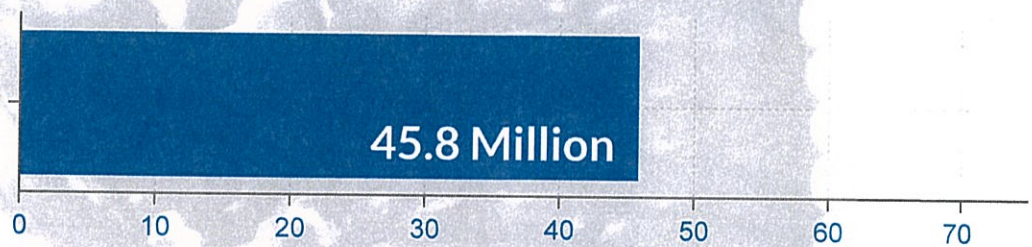


IHS Provider
Vacancy Rate
Benchmark



Contract Health

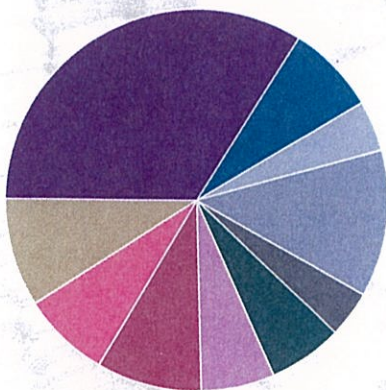
Projected annual expense



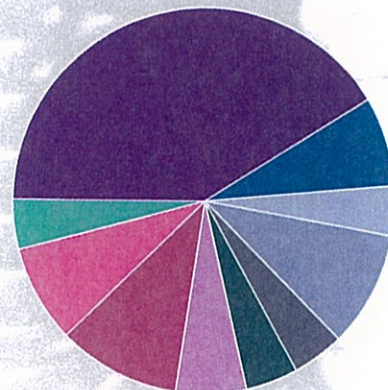
Referral Approval Rate



Monthly Visits by Location



YTD CHS Spend by Location

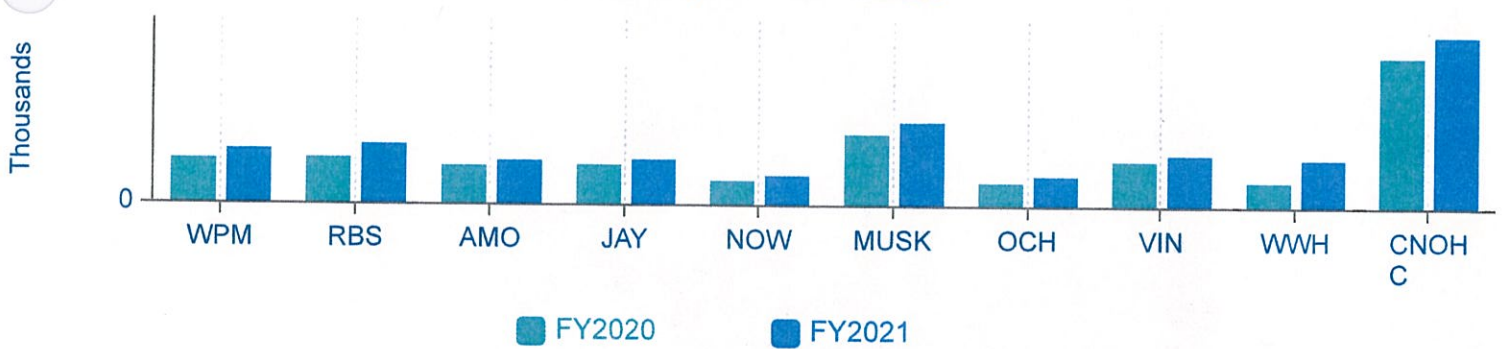


TAH	34%	VIN	8%	OCH	4%
TRHC	12%	NOW	4%	JAY	6%
AMO	6%	RBS	9%	WPM	7%
WWH	9%				

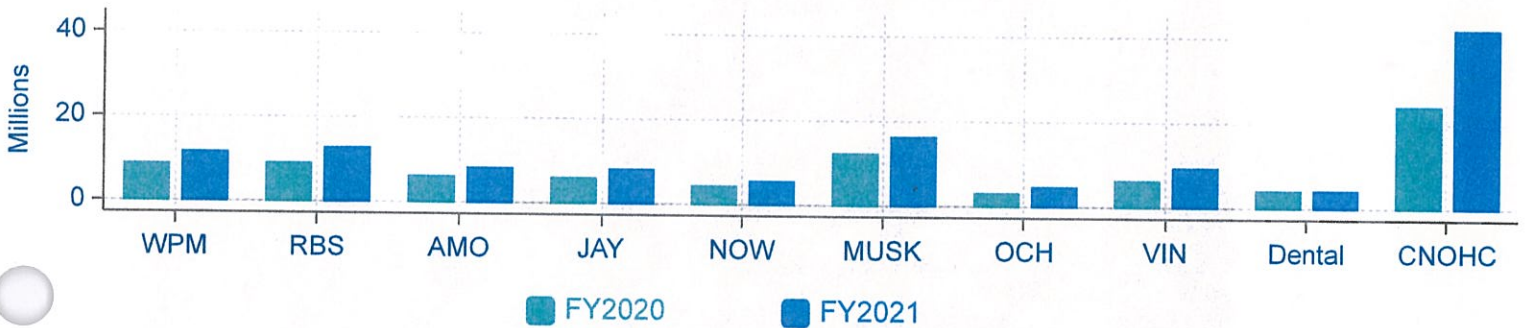
WWH	41%	VIN	8%	OCH	4%
TRHC	10%	NOW	4%	JAY	4%
AMO	6%	RBS	10%	WPM	8%
CIH	4%				

Patient Visits and Revenue

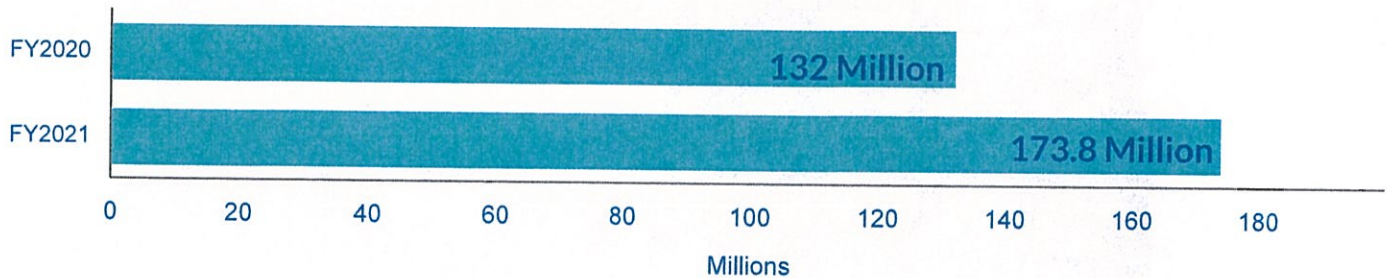
Ambulatory Care Visits: Monthly




Ambulatory Care 3rd Party Revenue: Year to Date



Third Party Revenues Combined: Year to Date



Third Party Revenue Comparison CN WW Hastings Hospital Year to Date

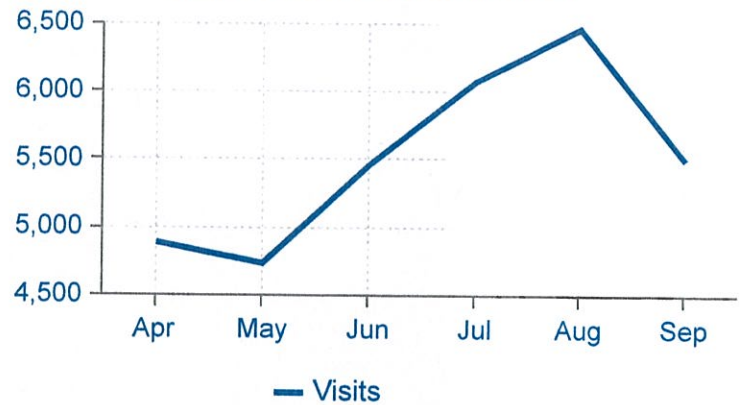


Service Summary

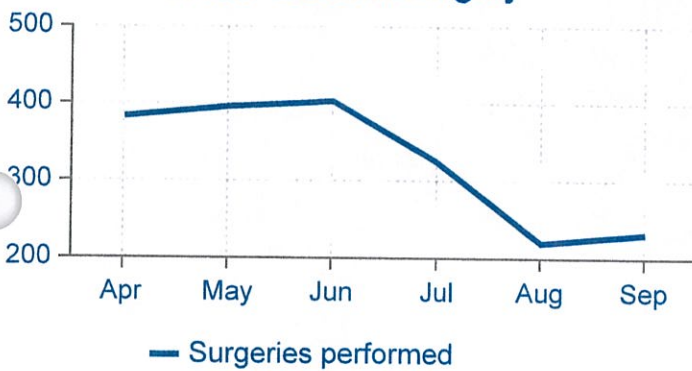
ED/UC Left Without Being Seen



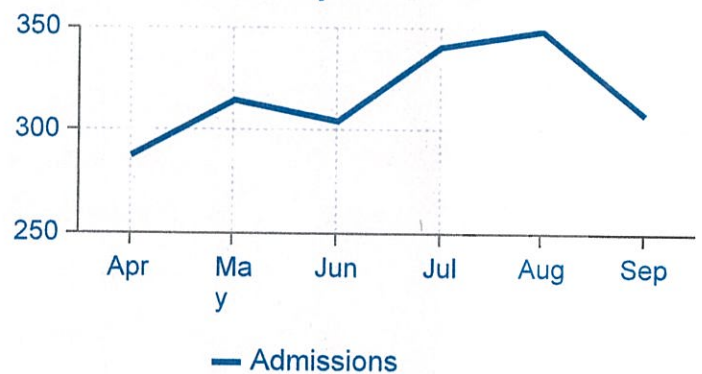
ED/UC Services Delivered



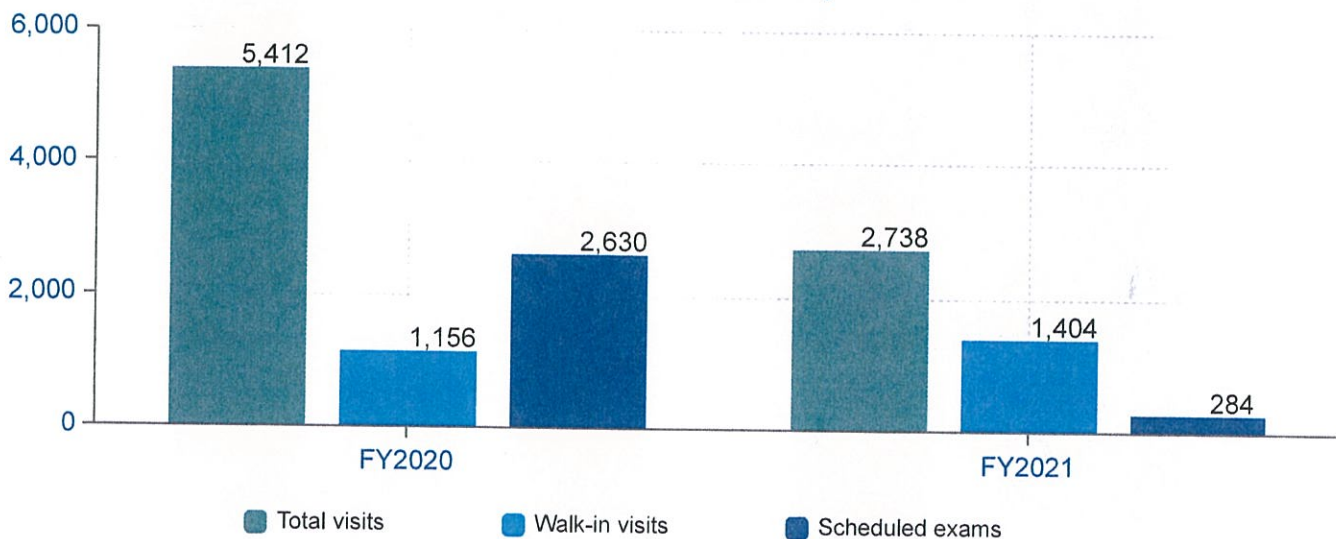
WWH General Surgery



WWH Inpatient Care



Dental Services: Monthly



COVID-19 Summary

September 2021



Hotline Call Center:
5,049



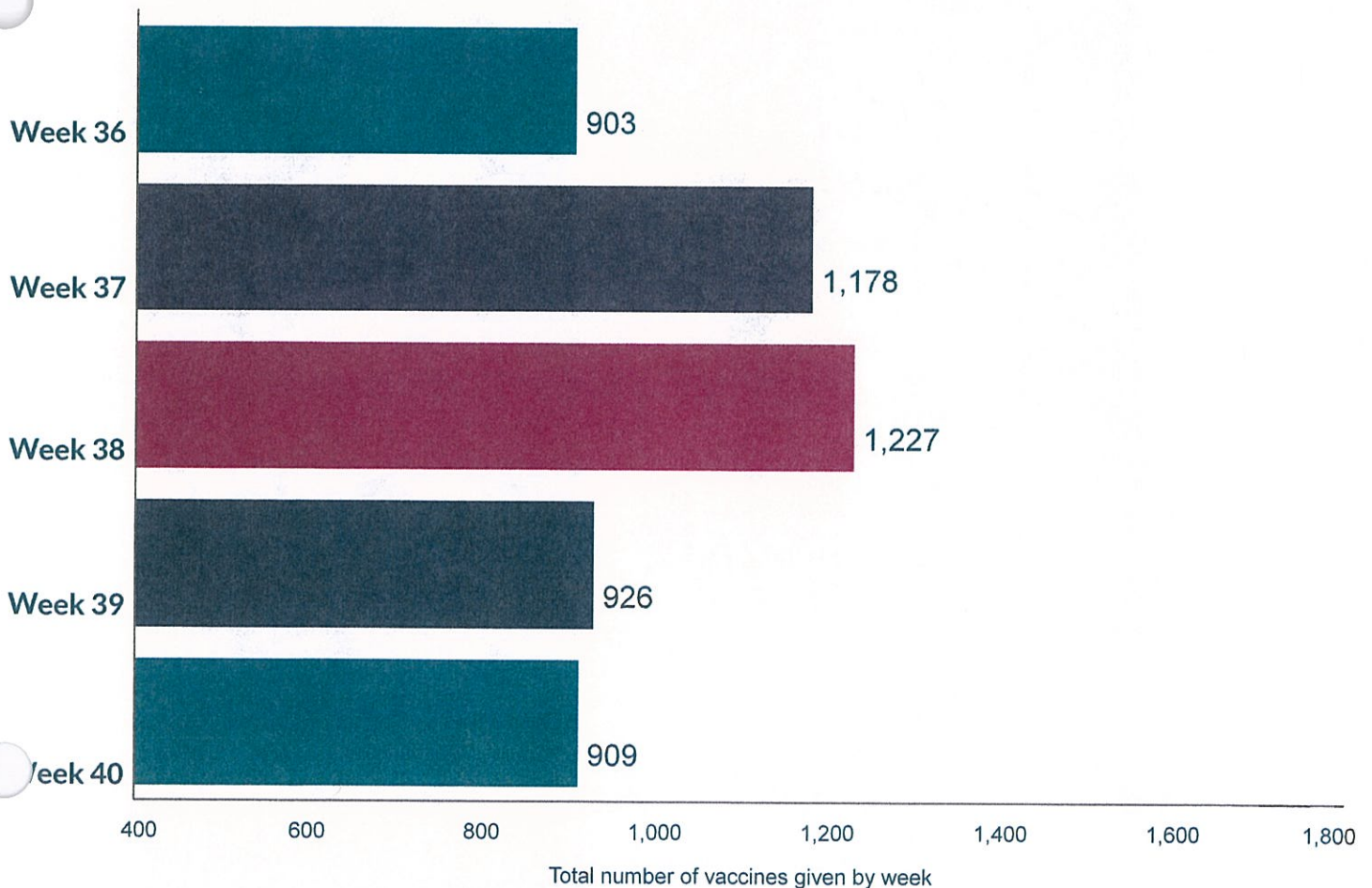
Cases Investigated:
2,135



Daily Follow Up Calls :
19,252

COVID-19 Vaccine Distribution

September 2021





Cherokee Nation Health Services Public Health Report September 2021

Part A: PUBLIC HEALTH LEADERSHIP

PUBLIC HEALTH ACCREDITATION BOARD (PHAB) REACCREDITATION: DECEMBER 2021:

- Update Cherokee Nation Public Health core documents to ensure competency with the 2020 updated Ten Essential Services of Public Health and PHAB Standards and Measures Version 1.5
- Public Health Strategic Plan –completed and approved
- PHAB domain re-accreditation documentation – ongoing – uploading documents and narratives for each domain
- Tribal Health Assessment – conducting community feedback sessions and administering community survey
- Tribal Health Improvement Plan – pending completion of THA
- Public Health Performance Management – training/implementation of PM software
- Public Health Workforce Development – PH workforce inventory, PH workforce survey in progress

CROSS-COLLABORATIVE WITH CN EDUCATION:

- Cross-Collaborative Project: Conducted zoom call to finalize project aims with Education, Public Health, Language and Culture, and Environmental Services.
- Received additional funding from CDC to develop Social Determinants of Health Accelerator Model with the Alignment project.
- PH hosted a meeting with representatives from various departments across CN to discuss moving forward.

CENTERS FOR DISEASE CONTROL AND PREVENTION (CDC) TRIBAL ADVISORY COMMITTEE (TAC):

- Continued work with revision of TAC charter and continued assessment of tribal-specific work by CDC Centers, Institutes, and Offices (CIOs). Deputy Chief Bryan Warner is the co-chair of the TAC and leading the development of TAC advisement to CDC CIOs as mandated in the Consolidated Appropriations Act, 2021 signed into law in December of 2020.
- Completed TAC Charter for submission to CDC for review.
- Deputy Chief Warner convened a meeting with CDC and CN departments including Environmental Health, Environmental Services, and Public Health as well as HACN to discuss collaborative projects addressing the social determinants of health and working together more seamlessly.

NATIONAL ASSOCIATION OF CITY COUNTY HEALTH OFFICIALS (NACCHO):

- Cherokee Nation Health Services Senior Director of Public Health was elected to the Board of Directors representing Tribal Public Health Departments in May 2021.
- NACCHO is the only organization dedicated to serving every local health department in the nation. NACCHO serves 3000 local health departments and is the leader in providing cutting-edge, skill-building, professional resources and programs, seeking health equity, and supporting effective local public health practice and systems.

PUBLIC HEALTH MONITORING & SURVEILLANCE:

- Tribal Health Assessment - This is a comprehensive review of health data which is gathered and analyzed which includes engagement with community members.
- County Health Assessments: on hold due to COVID-19 surge – These in depth reports on health assets and several metrics are produced specifically for the Council to understand the health issues in their communities.
- Opioid Overdose Prevention – Through a CDC grant and in collaboration with Johns Hopkins University, the Public Health Epidemiology Team continues to work on a comprehensive data bank to help us measure the extent and impact of the opioid epidemic in Cherokee Nation.
- Youth Risk Behavioral Survey – Cherokee Nation collaborates with CDC and the state health department to conduct this survey every two years using sampling methods to capture the trends of risky behaviors among our youth.
- Beginning early implementation of the Conduent community data dashboard program – Cherokee Nation Public Health will soon launch a website with almost 300 health and health behavior metrics that will provide the public a comprehensive picture of health in their communities. The data will be available at the county level and for Cherokee Nation as a whole.
- 2 meetings with school superintendents to support their COVID mitigation and response plans

COOPERATIVE AGREEMENTS/GRANTS:

CDC Tribal Capacity Supplements: Opioid Misuse, Adverse Childhood Experiences

CDC: Cherokee Tribal Practices for Wellness Indian Country (TPWIC)

Health Resources & Services Administration (HRSA) COVID-19 Response

CDC Youth Risk Behavioral Survey

CDC Comprehensive Cancer Control Program

CDC Breast and Cervical Cancer Early Detection Program

CDC Community Health Workers for COVID Response and Resilient Communities

CDC Closing the Gap with Social Determinants of Health Accelerator Plans

CDC Good Health and Wellness (GWIC)

Sub-recipient of Indian Health Service: Special Diabetes Program for Indians: School Health and Diabetes Prevention Project support

Oklahoma Tobacco Settlement Endowment Trust (TSET)

Native American Research Centers for Health (NARCH) 9, 10, 11, 12

National Cancer Institute (NCI)- Cancer Tumor Registry (CTR)

National Institutes of Health (NIH) P-20: Cancer Research

NIH Rapid Acceleration of Diagnostics Tech (RADx)

USDA Women Infant and Children (WIC)

USDA Summer Electronic Benefits Transfer for Children (SEBTC)

NIH P20 HPV: Intervention Research to Improve Native American Health

New Applications in progress: None at this time.

Part B: PUBLIC HEALTH PROGRAMS

WOMEN, INFANTS, AND CHILDREN (WIC) PROGRAM:

MONTH/FY 2021	WOMEN	INFANTS	CHILDREN	SEBCT	FOOD SALES
October	1,215	1,498	2,591	-	\$290,418.53
November	1,194	1,460	2,531	-	\$280,123.77
December	1,179	1,444	2,498	-	\$276,824.49
January	1,190	1,438	2,442	-	\$280,551.35
February	1,121	1,374	2,357	-	\$252,366.75
March	1,156	1,423	2,356	-	\$256,005.43
April	1,148	1,414	2,280	-	\$260,242.28
May	1,139	1,450	2,305	9,490	\$275,856.01
June	1,163	1,494	2,336	9,490	\$320,200.54
July	1,152	1,502	2,331	9,490	\$330,057.09
August	1,156	1,505	2,382	9,490	\$330,890.86
September	1,139	1,479	2,399	9,490	\$321,791.17
FY 21 TOTALS					\$3,475,480.27

COVID-19 PANDEMIC RESPONSE:

MONTH/FY 21	CASE INVESTIGATIONS CONTACT TRACING	DAILY FOLLOW-UPS TO CASES & CONTACTS	COVID-19 HOTLINE CALLS
October	1,098	8,560	748
November	2,567	23,126	3,672
December	5,045	50,687	11,322
January	3,172	30,909	11,979
February	746	13,920	2,440
March	166	2,684	1,248
April	113	1,467	422
May	92	2,186	398
June	243	3,369	320
July	1,284	13,352	2,455
August	4,384	24,267	7,175
September	2,136	19,252	5,049
FY 21 TOTALS	21,046	193,779	47,228

- Piloted CNPH Surge Plan for increased staffing to Case Investigation/Contact Tracing and COVID-19 Hotline.
- Worked with OU to develop cases and hospitalizations predictive modeling
- Epi team daily reporting re: COVID-19 and developed various reports from COVID-19 data.
- Assisting CN Education with dissemination of Personal Protective Equipment (PPE) to schools on the Reservation
- Assisting CN Public Health Nurses with school/community COVID-19 vaccine events

WINGS RUNNING/WALKING PROGRAM:

WINGS RACE	MONTH	# of PARTICIPANTS
Super Hero 5k/Sallisaw	March	726
Lake Vian Trail Run/Vian	April	573
Run for the Berries/Stilwell	May	791
CC Camp Community 5k/Stilwell	June	561
Beat the Heat 5k/Salina	June	598
Huckleberry Run 5k/Jay	July	565
Kay Lane Run for Wellness 5k/Muskogee	August	588
Cherokee Holiday Run/Tahlequah	September	685
Hornet 5k/Vinita	September	624
Nowata 5k/Nowata	October	
Will Rogers Memorial 5k/Claremore	November	
Ugly Christmas Sweater 5k/Hulbert	December	

*** The WINGS has a calendar year from January-December. We do not have scheduled runs during the months of January or February due to cold weather.**

MALE SEMINARY RECREATION CENTER:

MONTH/FY 2021	TOTAL MEMBERS	TOTAL VISITS	GROUP FITNESS	CHILD WATCH
October	8,420	2,122	998	-
November	-	-	-	-
December	-	-	-	-
January	-	-	-	-
February	-	-	-	-
March	8,702	1,144	285	-
April	8,793	2,493	565	41
May	8,895	3,254	781	203
June	9,111	3,089	972	185
July	9,115	3,751	1,015	193
August	9,115	-	-	-
September	9,131	244	181	-
YTD TOTAL:	9,131	16,097	4,797	622

****MSRC has been closed periodically throughout the year due to COVID-19. Reopened on September 27, 2021. Child Watch remains closed at this time.***

Breast & Cervical Cancer (BCC) Early Detection Program:

Funds screening and diagnostic services for eligible women, focuses on factors at the interpersonal, organizational, community, and policy levels that influence screening. BCC supports use of population-based approaches to improve systems that increase high-quality breast and cervical cancer screening.

- Patients Screened for Breast & Cervical Cancer from CDC funding: 88

- For the month September there were 0 patients who received navigation services through the CNBCCEDP Cancer Case Managers; (7/1/21 to 6/30/22) Program began on 7/1/21, YTD: 23 patients
- Evidence-Based Intervention program to increase number of women screened at three Cherokee Nation Health Centers is in planning process with: Wilma P. Mankiller Health Center, Sam Hider Jay Health Center, and Redbird Smith Health Center
- Communication Materials: Breast and Cervical Prevention brochures are being developed to be distributed in English and Cherokee language.
- Training: Intergenerational Trauma among AI/AN Women and its Impact on Women's Health and Cancer Screening, Strengthening Public Health and Healthcare Systems to Advance Cancer Screening and Care, Uplifting Yourself to Uplift Others.

Comprehensive Cancer Control (CCC) Program:

The National Comprehensive Cancer Control Program is designed to implement impactful, strategic, and sustainable plans to prevent and control cancer. The program utilizes evidence-based interventions that include; primary prevention of cancer, promoting early detection and treatment of cancer, supporting cancer survivors and caregivers.

- Partnership with Stephenson Cancer Center (SCC) at OU School of Medicine: The CCC program continues to convene with SCC monthly on a project titled: Administrative Supplements to Expand NCI-supported Community Outreach Capacity through Community Health Educators of the National Outreach Network to increase American Indian HPV awareness and vaccination rates. OU Health SCC is working with the CN, Choctaw Nation and Indian Health Service to help inform parents and guardians about the benefits of HPV vaccination in children. SCC is offering a \$10 gift certificate to parents and guardians who complete a survey regarding knowledge, attitudes and beliefs about HPV Vaccination.
- Virtual Minority Women's Health Forum: Partnering and planning with OSDH and Take Charge program to host a Virtual Minority Women's Health Forum scheduled for October 23, 2021.
- Oklahoma Strategic Tribal Alliance for Health (OSTAH) is a coalition that has stakeholders with the similar interests in keeping community members healthy. Cherokee Nation CCC is the lead for OSTAH meetings. Coalition members create goals and objectives and work toward these goals that help lower the number of people affected by cancer. During the September 29th meeting, members were updated on current event and activities and began work on the 2022-2027 Comprehensive Cancer Control Plan.

Smoking Cessation:

- Virtual Smoking Cessation classes: Tentatively scheduled to start in September but were postponed due to COVID-19 surge duties.
- Individual patient tobacco cessation appointments are available as well as referral to the Oklahoma Quit Line
- The Oklahoma Tobacco Helpline is FREE and available 24/7. They provide tools and support to help quit tobacco along with helping give advice, support, and free nicotine therapy that consist of patches, gum or lozenges

Healthy Native Diabetes Prevention Program (DPP):

CNPH partners with the Cherokee Nation Diabetes Prevention Program (DPP) to deliver classes to community members. The Cherokee Nation DPP established the Healthy Native course to prevent type 2 diabetes and has been successful in Cherokee communities for the past 10 years. Research has shown that people who lose up to 7 percent of their body weight by making modest changes can reduce their risk of developing type 2 diabetes by 3 percent. The Healthy Native course consists of 16 weekly group sessions and 6 monthly maintenance sessions focused on eating healthier, increasing your activity and losing weight.

- DPP training is scheduled for late October/November for Public Health staff.
- Virtual DPP classes were on hold in September due to COVID-19 duties
- DPP classes to be scheduled contingent on training and COVID-19 duties.

Cherokee Nation Health Services School Health Promotion Program:

- 2021-2022 School Health Program plan has been submitted and awaiting approval Special Diabetes Program for Indians
- PHE's finished school requirements for 2020-2021 school year
- The School Health Program consist of 42 selected schools throughout the Cherokee Nation Reservation that partner with Cherokee Nation Public Health.
- CNPH works to implement strategies to improve access to school-based physical activity and increase water consumption among students.

Walking/Running Groups:

- Fall 2021 walking/running groups placed on hold due to COVID-19 Group classes are contingent upon community interest and offered throughout the CN counties that Public Health Educators work in.