



ᏍᏏᏉᏯ ᏙᏏᏉᏯ

CHEROKEE NATION®
HUMAN SERVICES

TRIBAL COUNCIL
MONTHLY REPORT

March 2022

JENNIFER KIRBY

Executive Director

Email: jennifer-kirby@cherokee.org

Phone: (918) 453-5150

LEAH DUNCAN

Interim Senior Director of Child Care & Development

Email: leah-duncan@cherokee.org

Phone: (918) 453-5045

Family Assistance

Phone: (918) 453-5150

LOU STRETCH

Senior Director of Indian Child Welfare

Email: lou-stretch@cherokee.org

Phone: (918) 453-7480

KARA PASQUA

Director of Child Support Services

Email: kara-pasqua@cherokee.org

Phone: (918) 453-4127

LINDA VANN

Director of Youth Services & Special Projects

Email: linda-vann@cherokee.org

Phone: (918) 458-4440

PENNY NORSEWORTHY

Director of Finance

Email: penny-norseworthy@cherokee.org

Phone: (918) 453-5375

EMPLOYEES	410.5
VACANCIES	82
VOLUNTEERS	19



GWYD D8P
CHEROKEE NATION®
HUMAN SERVICES
TRIBAL COUNCIL MONTHLY REPORT

TABLE OF CONTENTS

<u>Cherokee First</u>	<u>4</u>
Community Youth	4
Community Adult	4
<u>Child Care & Development</u>	<u>5 – 7</u>
Child Care Development Centers	5
Subsidy	5
Resource & Referral	6
Licensing & Monitoring	6
Home Visiting	6
<u>Family Assistance</u>	<u>8 – 13</u>
Food Distribution	8
BIA Social Services	9
Burial Assistance	9
Elder Services	10
LIHEAP & LIHWAP	11
NAHASDA	12
Tribal Emergency Assistance.....	12
School Clothing Programs	13
<u>Indian Child Welfare</u>	<u>14 – 18</u>
Programs with Court Interaction	14 – 15
Eligibility Notices, Prevention, & Intervention	16
Child Protective Services	17
Certification & Placement Services	18
<u>Office of Child Support</u>	<u>19 – 22</u>
<u>Youth Services & Special Projects</u>	<u>23 – 24</u>
John A. Ketcher Youth Services Center	23
Youth Services	23 – 24

CHEROKEE FIRST

ADMINISTRATIVE OFFICER – JANELL SMITH

PROGRAMS:

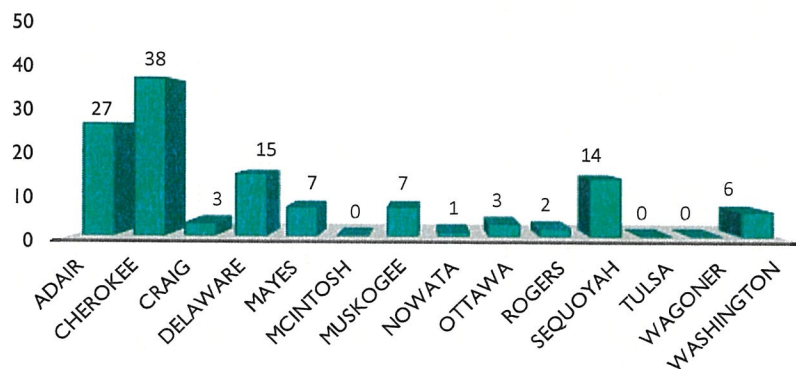
Community Youth
Community Adult

EMPLOYEES 4
VACANCIES 0
VOLUNTEERS 0

Total Amount Distributed This Month: \$30,600

Community Youth

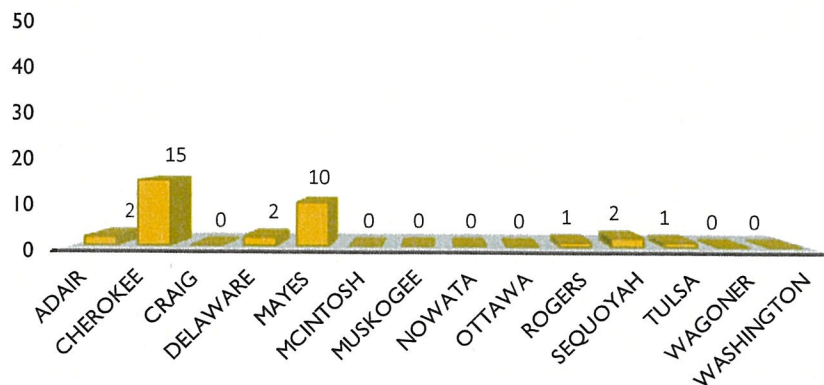
Community Youth Applications by County



Total Number of Youth Clients: 120

Community Adult

Community Adult Applications by County



Total Number of Adult Clients: 33

CHILD CARE & DEVELOPMENT

INTERIM SENIOR DIRECTOR – LEAH DUNCAN

PROGRAMS:

Child Care Development Centers

Subsidy

Resource & Referral

Licensing & Monitoring

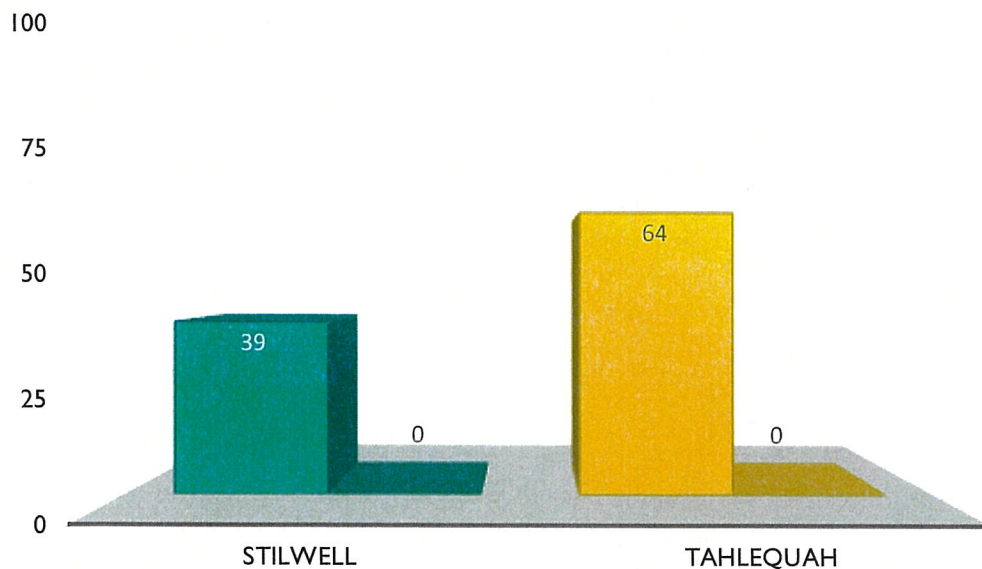
Home Visiting

EMPLOYEES 117

VACANCIES 20

VOLUNTEERS 0

Child Care Development Centers



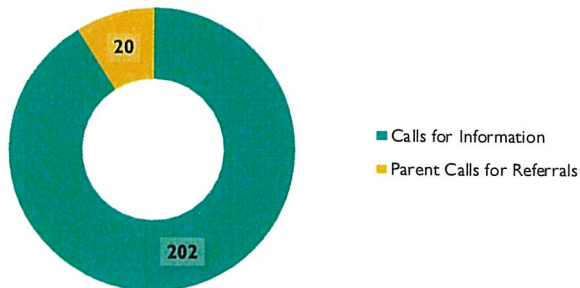
Subsidy

Children Receiving	1,951
Amount Distributed	\$1,603,466
Average Distribution Per Child	\$821.87

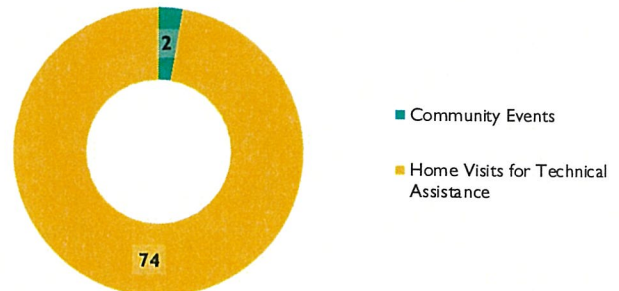
Resource & Referral

Children Receiving Home Visits	17
Trainings for the Month	6

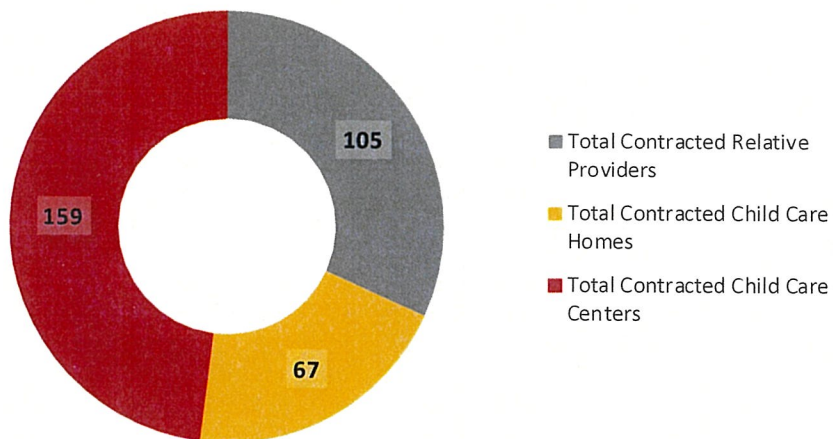
Calls Received



Program Efforts



Licensing & Monitoring



Home Visiting

Home Visits	36
Total Clients	18
New Clients	3
Total Number of Graduates	3
Total Enrolled Overall	18

Child Care Program Updates

*Some special projects that occurred under the **Resource & Referral** division within CC&D is the Read Across America Virtual Story and book for providers in 9 counties, Working with Carol Sapp (Cherokee Nation employee) for plants for Learn to Grow Projects.*

SUBSIDY: *completed 169 parent applications (158 approved), made 2,510 contacts (1607 client, 355 provider, 547 agency contacts) regarding child care subsidy assistance.*

FAMILY ASSISTANCE

PROGRAMS:

Food Distribution

BIA Social Services

Burial Assistance

Elder Services

LIHEAP/LIHWAP

NAHASDA

Tribal Emergency Assistance


School Clothing Assistance

EMPLOYEES 119

VACANCIES 15

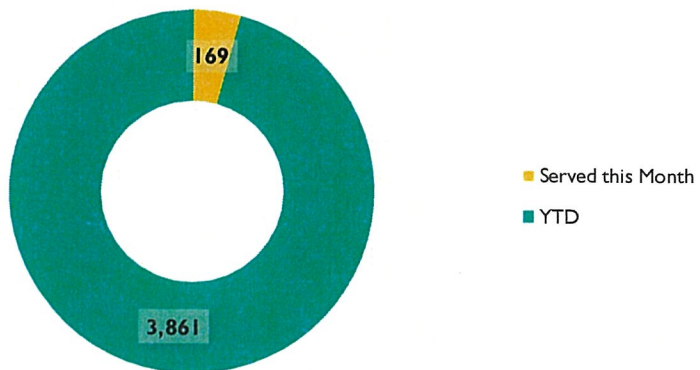
VOLUNTEERS 19

Food Distribution

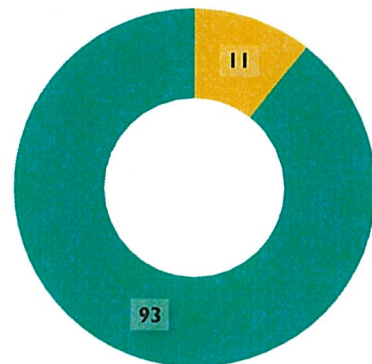


BIA Social Services

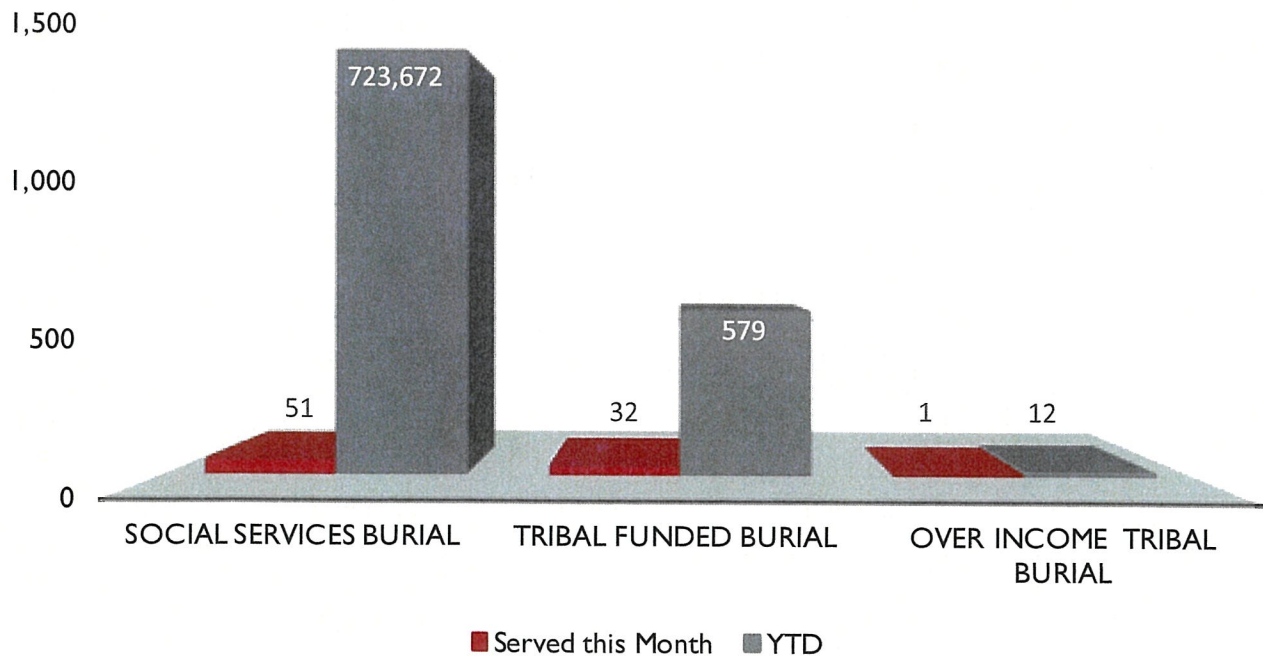
General Assistance



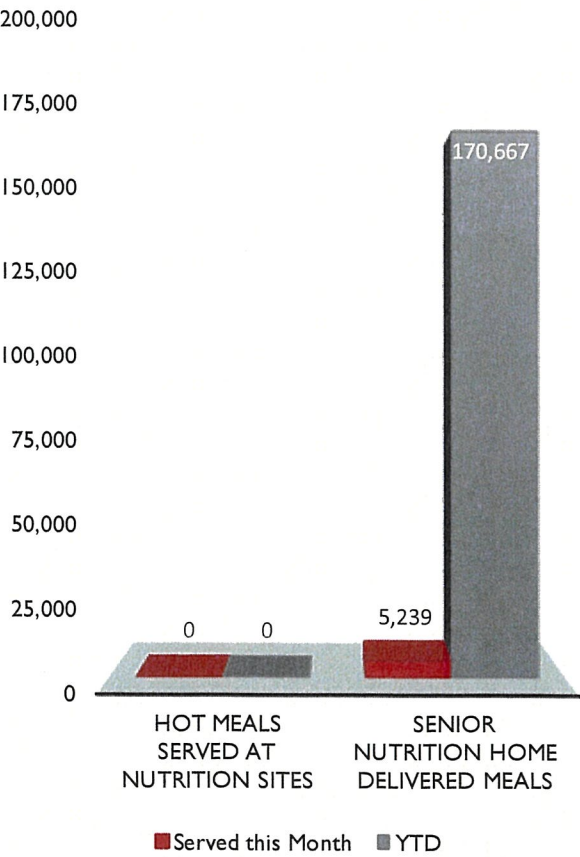
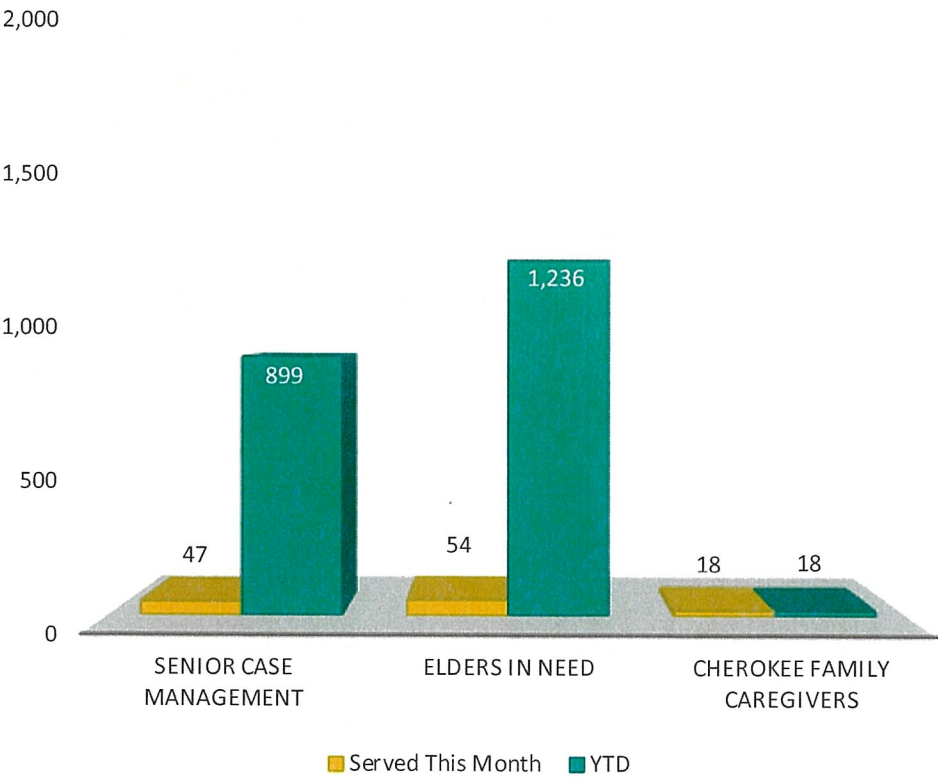
Emergency Assistance



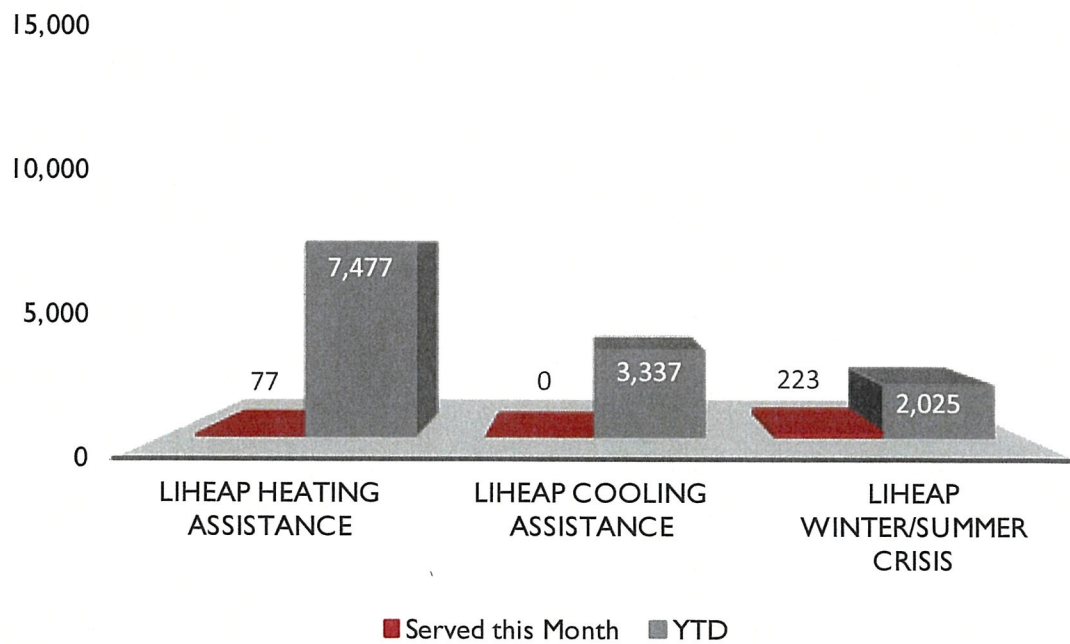
Burial Assistance




Elder Services



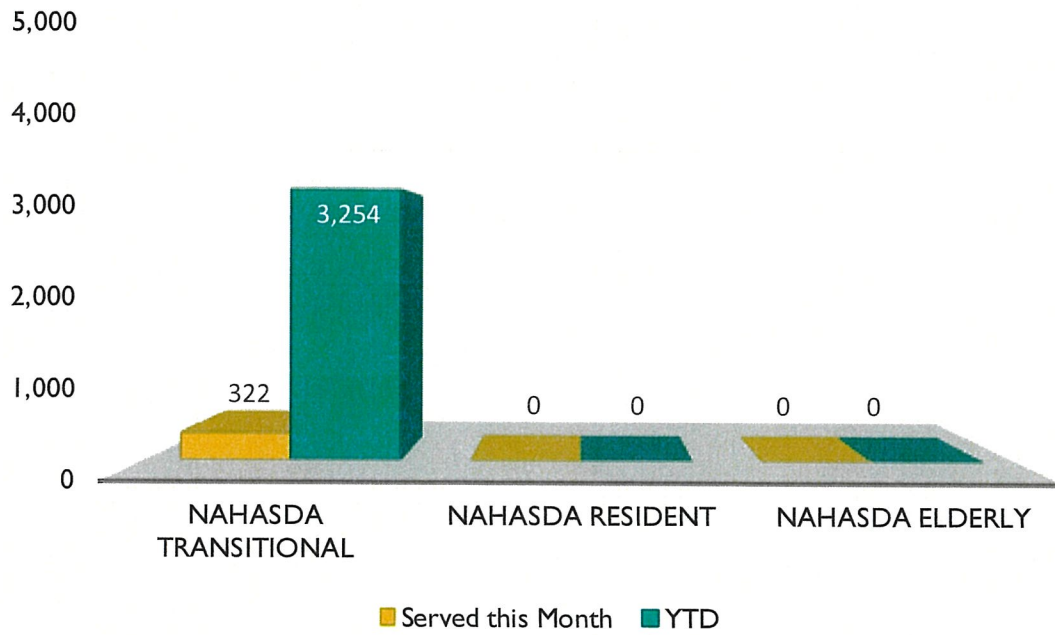
LIHEAP



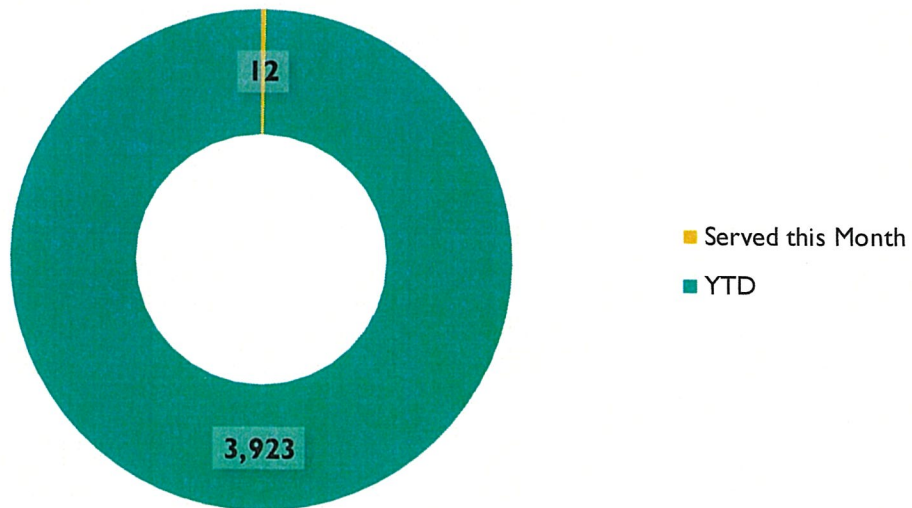
LIHWAP



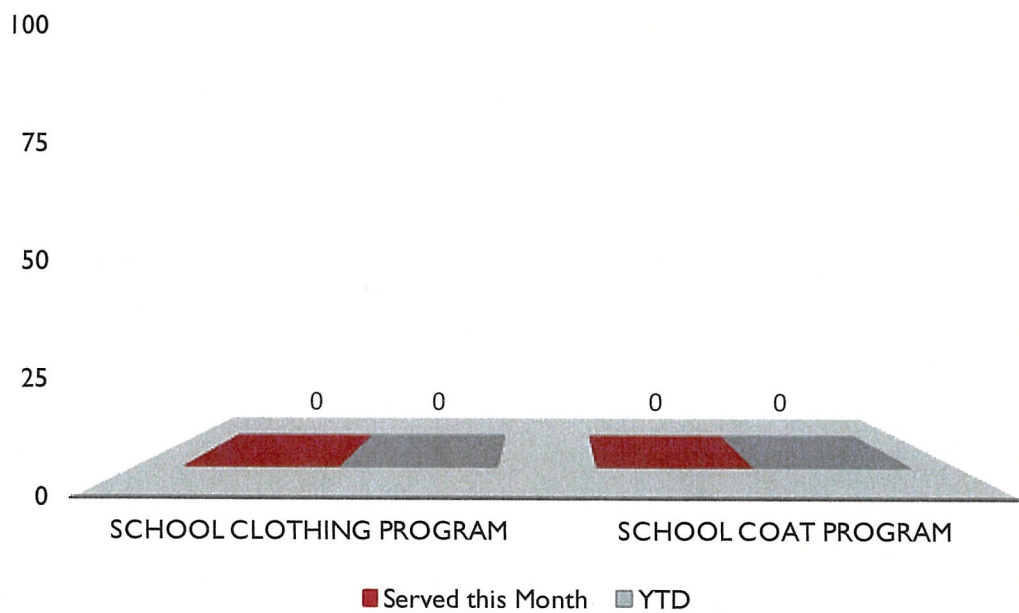
NAHASDA



Tribal Emergency Assistance



School Clothing Assistance



INDIAN CHILD WELFARE

SENIOR DIRECTOR – LOU STRETCH

PROGRAMS:

Programs with Court Interaction

Eligibility Notices, Prevention, & Intervention

Child Protective Services

Certification & Placement Services

EMPLOYEES 119

VACANCIES 42

VOLUNTEERS 0

Programs with Court Interaction

OCAPS: Out-Of-District Court Advocacy and Permanency Services

- Involved in child welfare cases in non-jurisdiction counties in Oklahoma and all 50 states.
- Most work is done telephonically or electronically.
- Emphasis on education about the Indian Child Welfare Act and ensuring States comply with it.

SCAPS: State Court Advocacy and Permanency Services

- Involved in child welfare cases inside the 14 counties of which all or part are within the jurisdiction of the Nation.
- Emphasis on education about the Indian Child Welfare Act and ensuring OKDHS compliance, and sometimes provide Tribal Foster Homes.
- Provides services to the families when OKDHS fails to do so or as an alternative to OK DHS services.

TCAPS: Tribal Court Advocacy and Permanency Services

- Involved in child welfare cases which are wholly under the jurisdiction of the Nation and OKDHS is not involved.
- These cases originate on Indian Country or are transferred in from State district courts. Hearings are held at our Tribal Court House. Tribal Foster Homes are fully utilized.

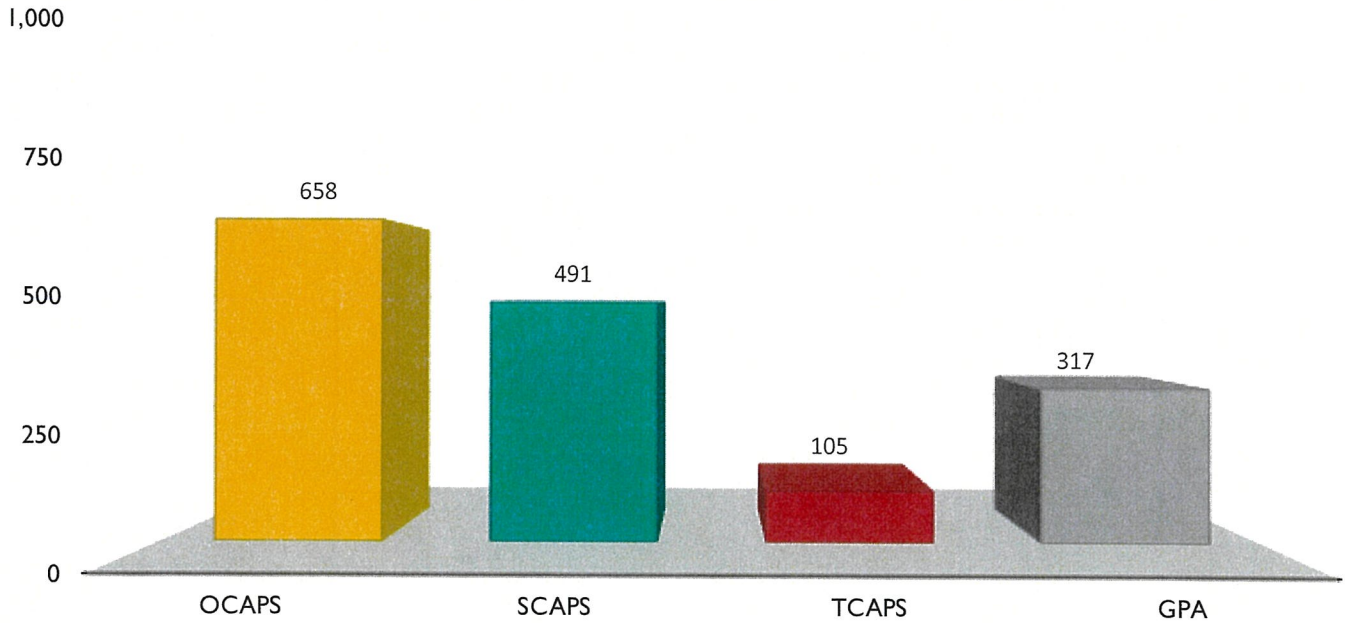
GPA: Guardianships and Private Adoptions

- Involved in civil adoption cases to include voluntary adoption, involuntary adoption and birth parent adoptions.
- Monitors Guardianships and Private Adoptions for compliance with the Indian Child Welfare Act and the best interests of children.
- Serves Cherokee children and their families in Tribal Courts and State Courts throughout the United States.

CPS: Child Protective Services

- Receives referrals involving allegations of maltreatment of Cherokee children.
- Investigates allegations of child maltreatment in Indian Country and co-investigates with DHS in some counties when Cherokee children are involved.

1,571 Children with Assigned ICW Workers

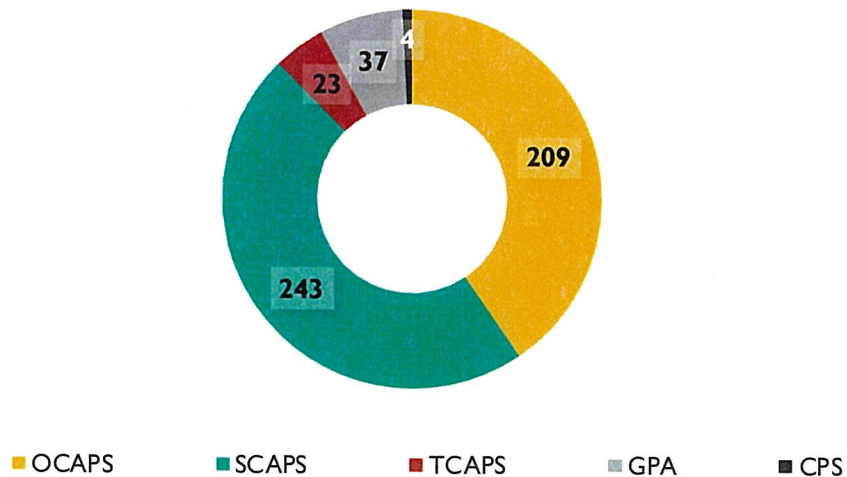


In March

Indian Child Welfare workers went to court 516 times on behalf of Cherokee children and families.

Indian Child Welfare staff worked on cases in 31 states.

Court Appearances



Eligibility Notices, Prevention, & Intervention

When a county or state's child welfare agency gets involved in the life of a family that they suspect to be Cherokee, they are required by the Indian Child Welfare Act (ICWA) to send notice to the tribe. The tribe must then reply to confirm or deny whether the children are members of (or eligible to become members of) the tribe.

Currently, with 7 case workers processing approximately 200-300 pieces of mail per month, response times may vary due to vacancies and depending on the amount of mail received. The tribe has a goal of responding between 45-60 days.

In March

Cherokee Nation received:

530 notices involving 939 children from the State of Oklahoma.

1,074 notices involving 1,779 children from locations outside of Oklahoma.

1,604 notices involving 2,718 children in total.

The average response-to-notice time this month was 5 days.

Indian Child Welfare Family Protection Services Unit (FPS) assists families in need of hands-on training to correct the conditions that lead to children being removed from their home. These services often include completing a 28-week parenting program that discusses topics like discipline, nutrition, budgeting, and housekeeping. We primarily assist all our tribal CAPS cases but can assist in state cases when a request is made. This helps ensure that families have the tools they need to be reunited. We have also added the Triple P Parenting curriculum to our program.

In March

FPS served 36 children and 16 families.

Child Protective Services

In March

Child Protective Services (CPS) received 284 referrals of child abuse/neglect.

284 referrals involved 468 children.

1 of the 284 were co-investigated by OKDHS and CPS.

6 of the 284 were investigated by CPS in Indian Country.

201 of the 284 referrals were from within reservation boundaries.

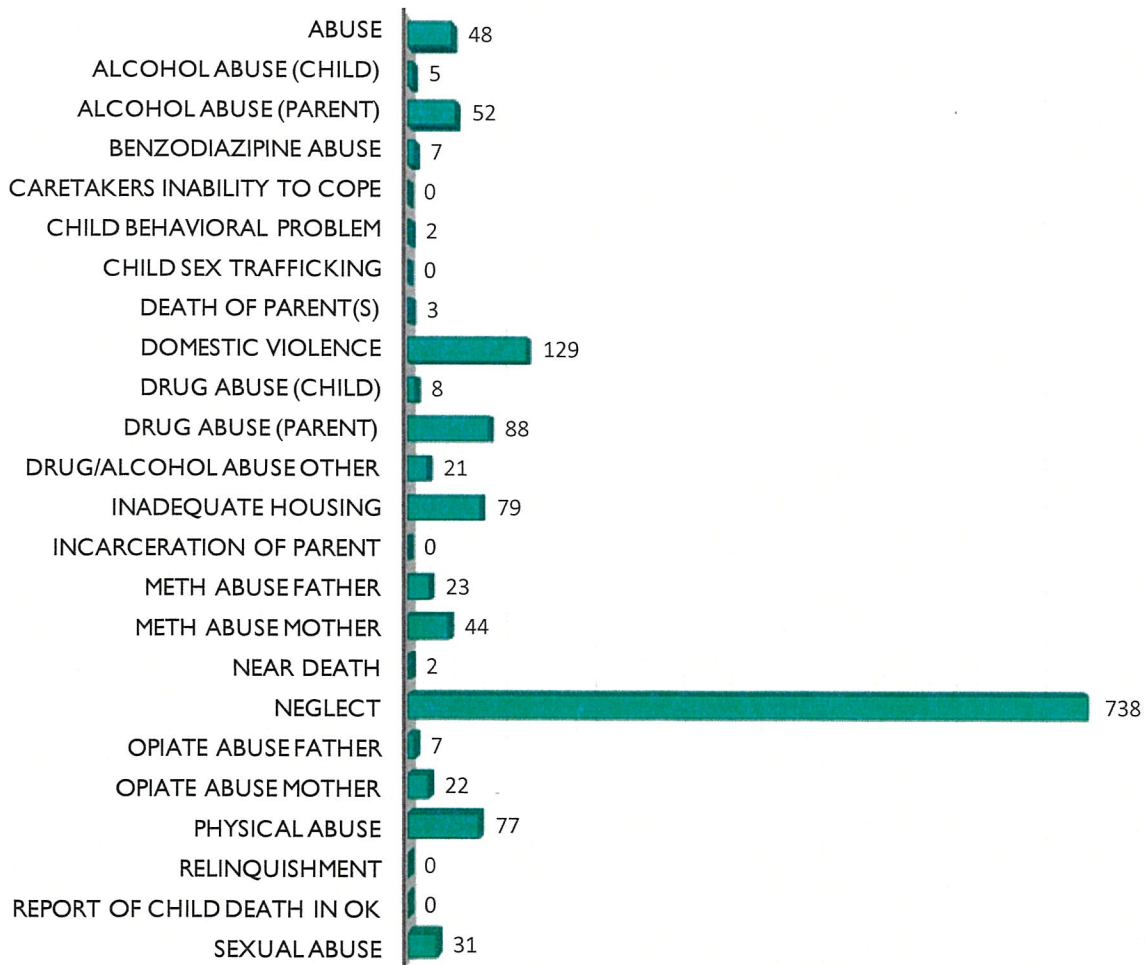
13 of the 284 referrals are those for which ICW is solely responsible.

0 Cherokee child(ren) were removed from tribal land due to confirmed abuse/neglect.

0 child death(s) occurred from within the reservation boundaries.

1 near death(s) occurred from within the reservation boundaries.

Types of Abuse/Neglect Reported



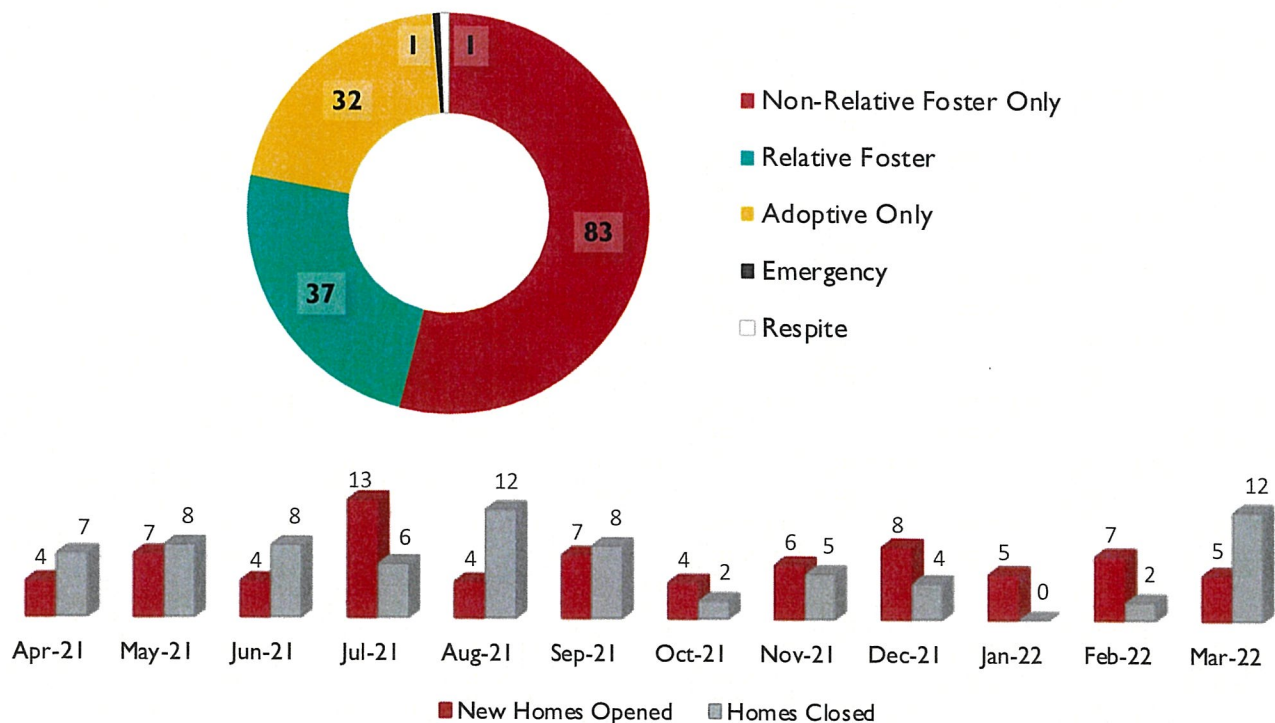
Certification & Placement Services

(Foster & Adoptive Homes)

Types of Certified Placement Resource Homes

- Non-Relative Foster: Families who are willing to take in children they do not know on a temporary basis, but may last years. These families usually do not adopt children.
- Relative Foster: Families who are related to the children and are fostering them. They do not take in children they are not related to.
- Non-Relative Adoptive: Families who hope to adopt children when the children's parents' rights are terminated. These homes take placements of children who are legally free for adoption.
- Emergency: Homes that take placement on an emergency basis not to exceed 48 hours.
- Respite: Homes that take placement on a temporary basis, not to exceed 10 days.

Homes by Type



OFFICE OF CHILD SUPPORT

DIRECTOR – KARA PASQUA

EMPLOYEES 34

VACANCIES 4

VOLUNTEERS 0

Total Client Contacts

3,170

Total Client Interview Contacts

7

Total Court Hearings

51

Total Applications Distributed

57

Total Actions on CS Cases

2,008

Total Cases Opened

38


Total Referrals for Services

82

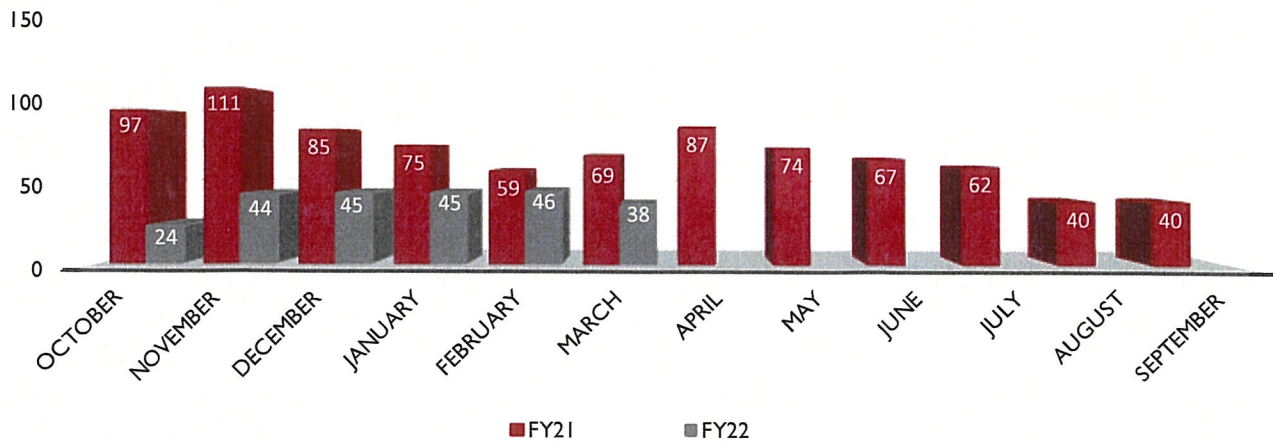
Total Collections for March

\$311,801


Total Quarterly Collections



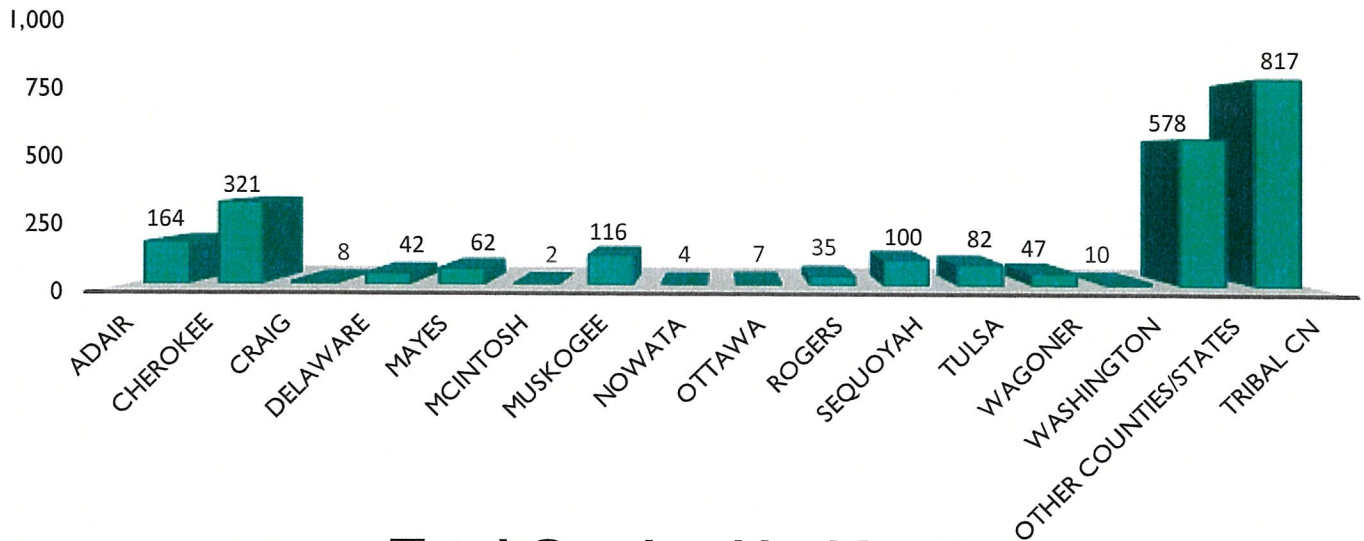
Total Applications Received



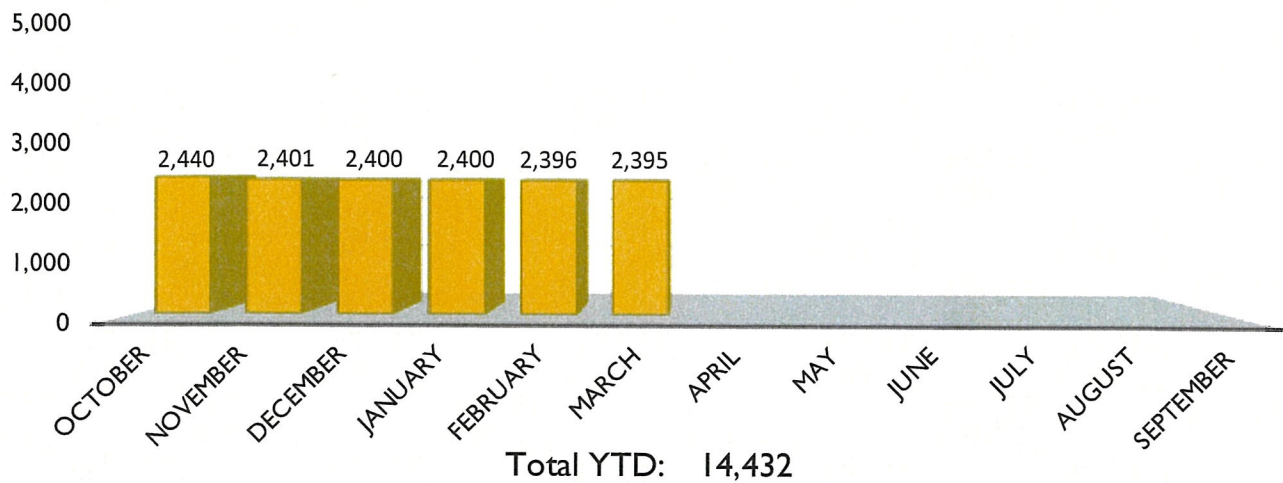
Court Docket Appearances



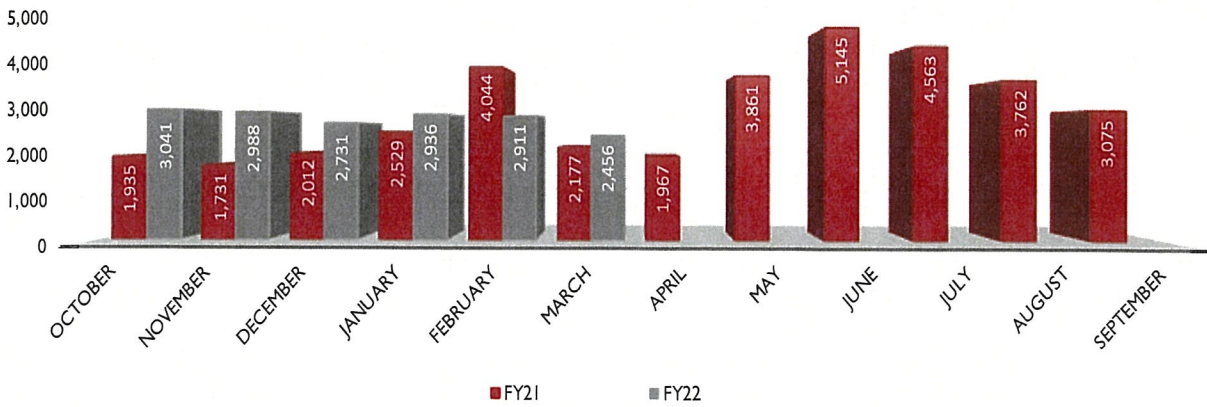
Case Load by County



Total Caseload by Month



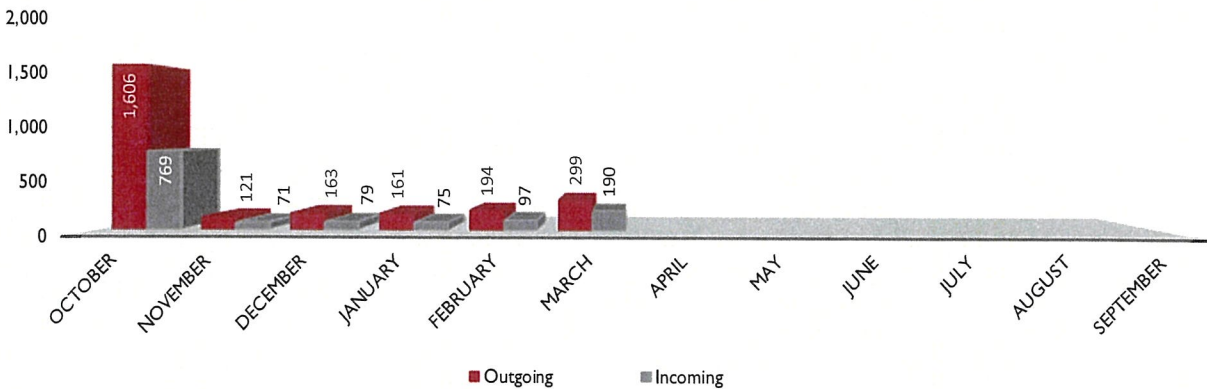
CNOCSS Website Activity



Total FY21: 36,801

Total FY22: 17,063

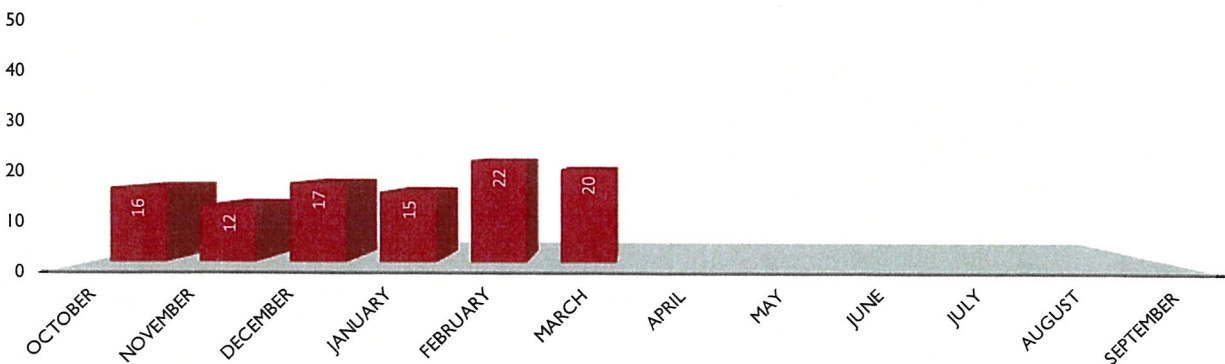
Text Usage to Communicate with Clients



Total Outgoing YTD: 2,544

Total Incoming YTD: 1,281

New Opt-In to Texts via Website



Total YTD: 102

Child Support Program Updates

The office continues to serve clients Monday –Friday 8-5 p.m.

Case managers reported various success stories this past month that involved obligors beginning to pay again.

“Strong Parents, Strong Families, Strong Foundations”

YOUTH SERVICES & SPECIAL PROJECTS

DIRECTOR – LINDA VANN

PROGRAMS:

John A. Ketcher Youth Services Center

Youth Services

EMPLOYEES 17.5

VACANCIES 1

VOLUNTEERS 0

John A. Ketcher Youth Services Center

Young People Served

2

Admissions

16

Youth Services

Total Clients Served

13

Total Community Events & Presentations

0

Crisis Calls

20 0

Participants in Presentations

0

15

10

10

5



3

0

TOTAL COUNSELING
ADVOCACY - CHILD

TOTAL COUNSELING
ADVOCACY - ADULT

Juvenile First Time Offender Program



CHEROKEE NATION TRIBAL COUNCIL

COMMUNITY SERVICES COMMITTEE REPORT

Group : Transportation & Infrastructure
Month/Year of Report: April 2022 (Data for March 2022 Activities)
Executive Director: Michael Lynn
Phone: 453-5396
E-mail: michael-lynn@cherokee.org

I. Budget Highlights

None to report this month.

II. Program Highlights

a.) Balanced Scorecard Measures

- 35 new water & septic installs
- 27 water & septic repairs
- 17 water analyses performed
- 23 site evaluations
- 26 soil tests
- 48 food handlers trained
- 60 facility inspections, technical assistance and investigations

• Accomplishments

Opened bids on the Indian Meadows Sanitary Sewer Project. Apparent low bidder Cook Consulting (TERO) at \$1,000,000 even. This project should be within the budget.

Opened bids on Jenkins Creek directional bore for Cherry Tree RWD. Low bidder was Jerry's Excavation (TERO) \$69,650.

Met with TCM Sam and Crittenden to discuss Cherry Tree RWD plans.

Met with Honor Keeler and Charlie Soap about water and environmental issues within the reservation.

Signed MOA's for Nowata Water System Improvements \$1,000,000, Stilwell – Cherry Tree Force Main connection Engineering, \$41,000,

• Future Plans

Attending the Annual ORWA Meeting in Norman, OK April 20-22

Attending the Rural Community Assistance Partnership meeting May 17-20 Charleston, SC

Expanding scope of ARPA Water/Sewer Projects and providing list of potential projects to Administration for review and approval.

CHEROKEE NATION TRIBAL COUNCIL
COMMUNITY SERVICES COMMITTEE REPORT



New Building Locust Grove Water Treatment Plant Improvements



Inola PWA Wastewater Sytem Improvements

CHEROKEE NATION TRIBAL COUNCIL
COMMUNITY SERVICES COMMITTEE REPORT



Braggs PWA – Sanitary Sewer Improvements

OFFICE OF ENVIRONMENTAL HEALTH

Director: Billy Hix

Phone: 453-5126

PERFORMANCE: MARCH 2022

DISTRICT # & COUNTY	FACILITY DATA SYSTEM			Food Handlers Trng	INDOOR AIR QUALITY Sampling/TA	Water Test Completed BACT/Chemical	Primary Drinking Water Standards Violations	Well Assessments	Site Evals	Perc Tests	Soil Profiles	
	Inspections Referrals	Investigations - Complaints	Technical Assistance									
1, 2 & 3 Cherokee/Wagoner	9		17			BT 2/Chem 5	2		8	4	7	
4 - Muskogee/McIntosh			2			BT 2 /Chem 2			3	1	2	
5 & 6 Sequoyah			3						4		3	
7 & 8 Adair	1		1			BT 1/Chem 2	1		1			
9 & 10 Delaware/Ottawa	3		2			BT 1/Chem 2	12		2	1	1	
11 - Craig			1						1			
12 - Nowata/Washington	2								1		1	
13 - Tulsa	3	1	3	48								
14 - Rogers	5		5						2		2	
15 - Mayes			2				4		1	2	2	
MONTHLY TOTAL	23	1	36	48	0	17	19	0	23	8	18	5
YEAR TO DATE		333		345	0	119	97	7	144	117		38
ANNUAL GOAL		800		800				50	200	200		100
% COMPLETE		42%		43%				14%	72%	59%		38%

HIGHLIGHTS:

Training - NEHA Webinar on Private Wells
Soil Profile Class - Stillwater

Meetings - Pets for Life OK Humane
Blueriver Architects - Head Start Project Sites and Plan Review (2)
City of Tahlequah

Misc. -

PROGRAM DESCRIPTION:

This office helps to ensure that tribal facilities are operated in a safe and sanitary manner and provides Tribal members with services and information to lead environmentally healthy lifestyles through inspections and investigations related to food, vectors, water and waste water. This office further provides food service training for certification, environmental disease prevention training, injury prevention intervention, water sampling, and indoor air quality investigations.

CHEROKEE NATION
ENGINEERING & SANITATION FACILITIES CONSTRUCTION

MONTHLY REPORT FOR 2022 March– COMMUNITY WATER & WASTEWATER PROJECTS

PROJECT NAME: Kenwood Water District – Water Loss Reduction Phase I – OK16U28
DESCRIPTION: Install route meters and additional valves to isolate leaks and prioritize worst areas for replacement projects.
TRIBAL HOMES: 174 +/-
FUNDING SOURCE(S): I.H.S. / EPA
STATUS: In-Progress – Under Construction
CN DISTRICT IMPACTED: DIST 9
Total Project Cost: \$302,000.00

PROJECT NAME: Cherry Tree Wastewater Force Main to Stilwell – OK18V44
DESCRIPTION: Construction of 21,500 l.f. of 6-inch force main to City of Stilwell Wastewater Collection System. Develop Closeout plan for existing lagoons at Cherry Tree Industrial Park.
TRIBAL HOMES: 68 +/-
FUNDING SOURCE(S): I.H.S. / E.P.A. / FRF
STATUS: Engineering Complete, Pending Easements
CN DISTRICTS IMPACTED: DIST 7 / DIST 8
Total Project Cost: \$1,172,000.00

PROJECT NAME: Pine Ridge WL Extension – Cherokee RWD #3 – OK18V31
DESCRIPTION: Construction approximately 6,500 l.f. of 2-inch waterline along Pine Ridge Road and 525 Road in Cherokee County.
TRIBAL HOMES: 7 +/-
FUNDING SOURCE(S): I.H.S. / Cherokee Nation
STATUS: Pending Construction Start Date
CN DISTRICTS IMPACTED: DIST 2
Total Project Cost: \$119,000.00

PROJECT NAME: TPWA – Blue Bird Dr WLX – OK19V56
DESCRIPTION: Install 6,300' of 12" & 6"
TRIBAL HOMES: 4
FUNDING SOURCE(S): EPA
STATUS: Preliminary, working on Easements
CN DISTRICTS IMPACTED: 3
Total Project Cost: \$55,000.00

PROJECT NAME: Iron Side Water District (Craig Co.) – Transmission/System Rehabilitation – OK19V72
DESCRIPTION: 7,000' of 6", 25,000 gal. Standpipe
TRIBAL HOMES: 64
FUNDING SOURCE(S): EPA/IHS/Other
STATUS: Pending Construction Start Date
CN DISTRICTS IMPACTED: 11
Total Project Cost: \$714,000.00

PROJECT NAME: Cherokee #3/N. Bryant Rd. – OK19V79
DESCRIPTION: 7,900 LF of 6"
TRIBAL HOMES: 2
FUNDING SOURCE(S): IHS
STATUS: Preliminary
CN DISTRICTS IMPACTED: 1
Total Project Cost: \$40,000.00

PROJECT NAME: Cherokee #3/W Grandview Rd. – OK19V81
DESCRIPTION: 6,800 LF of 4"
TRIBAL HOMES: 10
FUNDING SOURCE(S): IHS/Other
STATUS: Pending Construction Start Date
CN DISTRICTS IMPACTED: 1
Total Project Cost: \$192,500.00

PROJECT NAME: Cherokee #3/W. 750 Rd – OK19V82
DESCRIPTION: 5,500 LF of 4"
TRIBAL HOMES: 8
FUNDING SOURCE(S): IHS/Other
STATUS: Pending Construction Start Date
CN DISTRICTS IMPACTED: 1
Total Project Cost: \$184,500.00

PROJECT NAME: Cherokee #11 / Distribution System Improvements – OK19V85
DESCRIPTION: Water loss survey, replace 5 mi. waterline, Construct 2.5 mi of 8", Standby power.
TRIBAL HOMES: 724
FUNDING SOURCE(S): IHS/Other
STATUS: Waterline replaced/installed, Tower completed, Pending final inspection.
CN DISTRICTS IMPACTED: 1
Total Project Cost: \$2,675,000.00

PROJECT NAME: Cherokee County / Tenkiller Utility Authority – OK19V89
DESCRIPTION: 3.3 MGD Treatment Plant, 95,235 lf of 6", 93,890 lf of 8", 41,560 lf of 10", 84,785 lf of 12", 59,935 lf of 16", 5,970 lf of 20", 5 storage tanks, 14 connections to existing water systems.
TRIBAL HOMES: 1678
FUNDING SOURCE(S): IHS/USDA-RD
STATUS: Finalizing Plans
CN DISTRICTS IMPACTED: 1,2,15
Total Project Cost: \$11,545,000.00

PROJECT NAME: Rogers County / Inola PWA – WW System Rehabilitation – OK19V90
DESCRIPTION: 14,720 lf of pipe rehab/replacement, 73 manhole rehabs.
TRIBAL HOMES: 91
FUNDING SOURCE(S): EPA CWA, IHS
STATUS: Construction Complete 1/28/22, awaiting final inspection
CN DISTRICTS IMPACTED: 15
Total Project Cost: \$5,128,000.00

PROJECT NAME: Muskogee County / Braggs PWA – Sewer System Upgrade – OK19V91
DESCRIPTION: Install 8" & 12" sewer line, new manholes, lift stations, sludge removal.
TRIBAL HOMES: 45
FUNDING SOURCE(S): IHS / Other
STATUS: Under Construction
CN DISTRICTS IMPACTED: 4
Total Project Cost: \$2,138,000.00

PROJECT NAME: Mayes County / Locust Grove PWA – WTP Improvements – OK19V94
DESCRIPTION: Update and Add onto existing WTP to increase capacity and meet current standards.
TRIBAL HOMES: 307
FUNDING SOURCE(S): IHS / Other
STATUS: Under Construction, Start 8/17/20
CN DISTRICTS IMPACTED: 9,15
Total Project Cost: \$10,877,539.00

PROJECT NAME: Cherokee County / TPWA – Indian Meadows SS – OK19W00
DESCRIPTION: Install 5,000' of 12" sewer main and 9,000' of 8" sewer main to connect homes to TPWA sewer system.
TRIBAL HOMES: 118
FUNDING SOURCE(S): IHS
STATUS: Pending final easements
CN DISTRICTS IMPACTED: 3
Total Project Cost: \$1,355,000.00

PROJECT NAME: Delaware County / Kenwood Sewer Lagoon Rehab – OK20W13
DESCRIPTION: Repair and Modify all 3 Sewer Lagoons, repair dikes, replace liners, new fencing, erosion control.
TRIBAL HOMES: 24
FUNDING SOURCE(S): IHS, EPA, Tribal
STATUS: Preliminary, Design Phase
CN DISTRICTS IMPACTED: 9
Total Project Cost: \$1,032,000.00

PROJECT NAME: Nowata County / Nowata Municipal Auth. – Raw Water Intake – OK20W23
DESCRIPTION: Install third pump, replace valving, repair isolation gates, replace ladder, replace jib crane
TRIBAL HOMES: 469
FUNDING SOURCE(S): IHS, Other
STATUS: Preliminary Phase
CN DISTRICTS IMPACTED: 12
Total Project Cost: \$201,000.00

PROJECT NAME: Delaware County / Colcord PWA – Sewer System Rehab – OK21W67
DESCRIPTION: Install 4,800' of 8" pvc sewer, rehab lift station and lagoon transfer station.
TRIBAL HOMES: 81
FUNDING SOURCE(S): IHS, CDBG
STATUS: Preliminary Phase
CN DISTRICTS IMPACTED: 9
Total Project Cost: \$504,000.00

PROJECT NAME: Adair County / Cherry Tree – Water System Improvements
DESCRIPTION: Repair/replace waterlines, booster pump stations, valves, etc..
TRIBAL HOMES: 838
FUNDING SOURCE(S): FRF, IHS, CN
STATUS: In Progress
CN DISTRICTS IMPACTED: 7,8
Total Project Cost: \$5,821,000.00

PROJECT NAME: Cherokee County / Cherokee #1 – Cherokee #1/Muskogee #7 Connection
DESCRIPTION: Approximately 5 miles of 8" and 1.2 miles of 6" waterline, water storage tank and pump station.
TRIBAL HOMES: 170
FUNDING SOURCE(S): FRF
STATUS: Pending Start Date
CN DISTRICTS IMPACTED: 1
Total Project Cost: \$800,000.00

PROJECT NAME: Sequoyah County / Marble City – Sanitary Sewer System Improvements
DESCRIPTION: Replace approximately 6,780' of 8" PVC SS line, repair/replace 20 manholes, renovate existing lagoons.
TRIBAL HOMES: 11
FUNDING SOURCE(S): FRF
STATUS: Preliminary
CN DISTRICTS IMPACTED: 5
Total Project Cost: \$1,500,000.00

PROJECT NAME: Nowata County / Nowata Municipal Auth – Water System Improvements
DESCRIPTION: Storage tank aeration, replace fire hydrants, new equipment for WTP
TRIBAL HOMES: 469
FUNDING SOURCE(S): FRF
STATUS: Preliminary
CN DISTRICTS IMPACTED: 12
Total Project Cost: \$1,000,000.00

PROJECT NAME: Rogers County / Chelsea Economic Dev Auth – WWTP Improvements
DESCRIPTION: New grinder pump, new pump station at lagoon, new irrigation system, sludge removal, replace sewer lines.
TRIBAL HOMES: 193
FUNDING SOURCE(S): FRF
STATUS: Preliminary
CN DISTRICTS IMPACTED: 14
Total Project Cost: \$2,000,000.00

PROJECT NAME: Delaware County / Delaware #1 – Water Storage Tank
DESCRIPTION: Rehabilitate Eucha storage tank, Replace Hwy 20 storage tank with new tank.
TRIBAL HOMES: 123
FUNDING SOURCE(S): FRF
STATUS: Preliminary
CN DISTRICTS IMPACTED: 9
Total Project Cost: \$500,000.00

PROJECT NAME: Nowata County / Lenapah PWA – Water System Improvements
DESCRIPTION: Replace multiple valves, flush hydrants, new controls at WTP, new water storage tank.
TRIBAL HOMES: 41
FUNDING SOURCE(S): FRF
STATUS: Preliminary
CN DISTRICTS IMPACTED: 11
Total Project Cost: \$700,000.00

PROJECT NAME: Adair County / Southern Delaware Co RWA – Chewey WL Extension
DESCRIPTION: Installation of 15,200' of 6" WL, 8,500' of 2" WL, river bore, valves, etc...
TRIBAL HOMES: 23
FUNDING SOURCE(S): FRF
STATUS: Preliminary
CN DISTRICTS IMPACTED: 7, 8
Total Project Cost: \$1,400,000.00

Service Spotlight

This newsletter is intended to provide a spotlight on a service recently provided through the Cherokee Nation Engineering & Sanitation Facilities Construction program.

Mr. Fine is a Cherokee Citizen living near Peggs, OK. He and his wife are building a new home and applied to the Cherokee Nation Sanitation Facilities Construction program to install the water and septic. Mr Fine applied in June 2021 but his application wasn't complete until August 2021. Construction began in September 2021 but took a long time to progress. The home was deemed ready to serve in February 2022. A PO was issued to Jerry's Excavation and the services were installed March 1, 2022.



Applicant:

Cale Fine

Hulbert, OK

Funding Source:

IHS Housing Support Project
OK21-F42.

Total Cost of Service:

\$25,758

Mitigating factors/challenges overcome:

Distance to waterline

Slow construction process

CN Council District

District 1



CHEROKEE NATION TRIBAL COUNCIL
DEPARTMENT OF TRANSPORTATION & INFRASTRUCTURE COMMITTEE REPORT

Group: Department of Transportation & Infrastructure **Month/Year of Report:** April 2022

Executive Director: Michael Lynn **Phone:** 918-453-5396 **E-mail:** Michael-Lynn@cherokee.org

Comments:

ADAIR COUNTY PROJECTS:

1. Rocky Mountain School Loop Bridge (TCM Dist. 7) – Estimated project cost is \$1,206,956 – The project is 50% completed. Current work is on bridge abutments and forming up on the bridge deck.
2. Dahlongegah South Road (TCM Dist. 7) – Estimated project cost is \$5,308,775. Design is being updated to newer specifications.

CHEROKEE COUNTY PROJECTS:

1. Northeast Fort Gibson Phase II (TCM Dist. 1 & 4) – Estimated project cost is \$4,288,414 – H&G Paving Contractors, Inc. was awarded the project for \$2,840,987.40 with a construction ending date of December 3, 2022. Construction is 18% completed placing RCPs and temporary fence.
2. Hulbert Lost City Road (TCM Dist. 1) – Estimated project cost is \$7,094,832. Placing of concrete structures and fill material. The project is 61% complete. Project is in Liquidated damages as of December 2, 2021 working on asphalt patch sections and placing leveling course S4 Asphalt.
3. Mud Valley Road (TCM Dist. 1 & 3) – Estimated project cost is \$14,320,000. Right of Way acquisition is 97.5% complete. Seventy-seven parcels have been secured and 2 parcels are in the process of condemnation with an estimated completion in mid April 2022. Utility relocation plans have been finalized and relocation agreements are being drafted with LREC, NOPFA, Cherokee RWD 11, and HPWA. Relocation plans are still being reviewed with Cherokee RWD 3 and AT&T.

CRAIG COUNTY PROJECTS:

1. NS 4410 Road (TCM Dist. 11) – Estimated project cost is \$5,597,000. Craig County RWD 2 anticipates completing the final tie-in work for the 12" waterline April 30th. City of Vinita waterline relocation is estimated to be completed by the end of May 2022.

CHEROKEE NATION TRIBAL COUNCIL
DEPARTMENT OF TRANSPORTATION & INFRASTRUCTURE COMMITTEE REPORT

MAYES COUNTY PROJECTS:

1. Chimney Rock Hollow (TCM Dist. 9)– Estimated project cost is \$8,685,924. Project is 57% complete: Contractor is placing asphalt drives on phase I, side drains and working on subgrade placing aggregate base.

SEQUOYAH COUNTY PROJECTS:

1. Dwight Mission Road (TCM Dist 5) – Estimated project cost is \$10,263,728. This is a cooperative project between ODOT, Sequoyah County and CNDOT. This project is approximately 90% complete. Project is in Liquidated Damages. Contractor to resume asphalt placement April 25, 2022

CHEROKEE TRANSIT SYSTEM:

Ridership on all routes for the month of March 2022 were:

1. Sallisaw to Tahlequah – 104 rides
 2. Pryor to Catoosa – 279 rides
 3. Salina to Catoosa – 146 rides
 4. Stilwell to Tahlequah – 70 rides
 5. Muskogee to Tahlequah – 157 rides
 6. Tahlequah to Chouteau/Hulbert – 55 rides
 7. Tahlequah to Catoosa – 83 rides
 8. Stilwell to West Siloam Springs – 95 rides
 9. Individual Demand Response Trips: 7,130
- Total Rides: 8,119

Note: Ridership reports run 2 months behind.

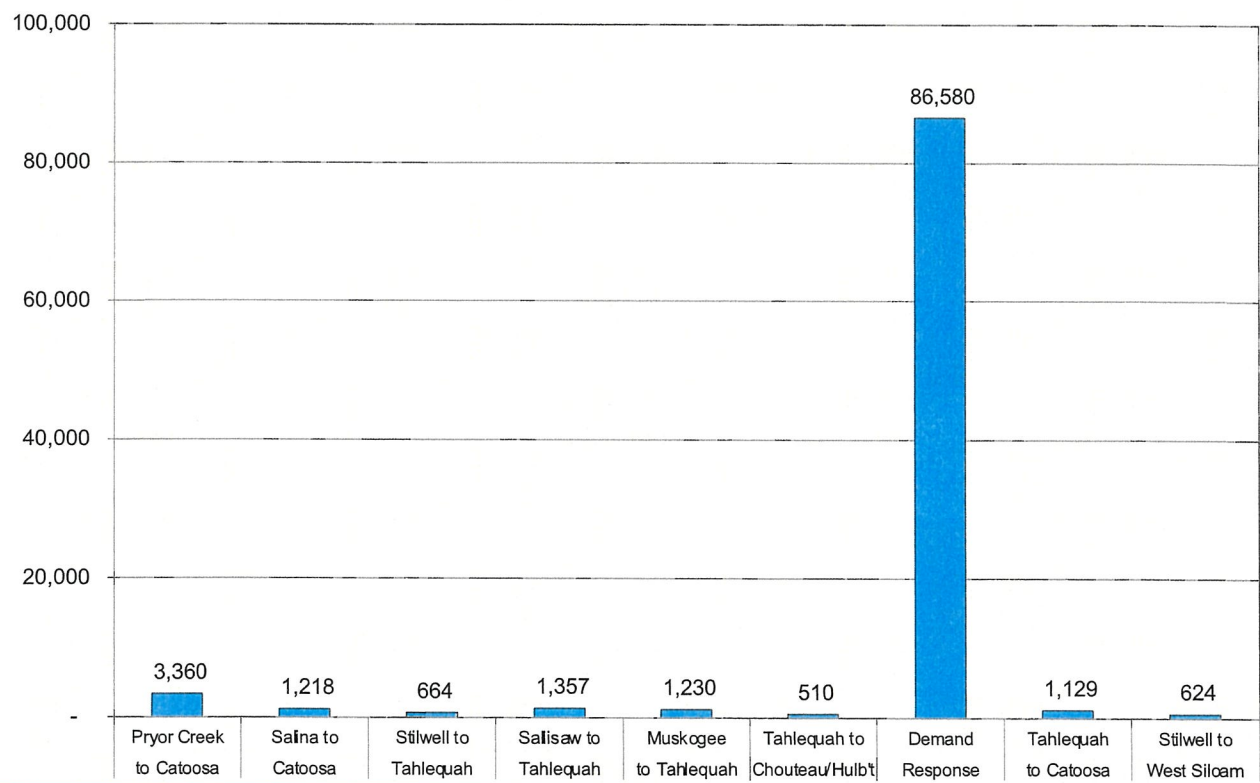
ᏌᏍᏔᏅ ᏳᏍᏏ
CHEROKEE NATION®



Cherokee Nation Transit

Ridership Update – April 2022

Cherokee Nation Transit - 96,672 Rides YTD

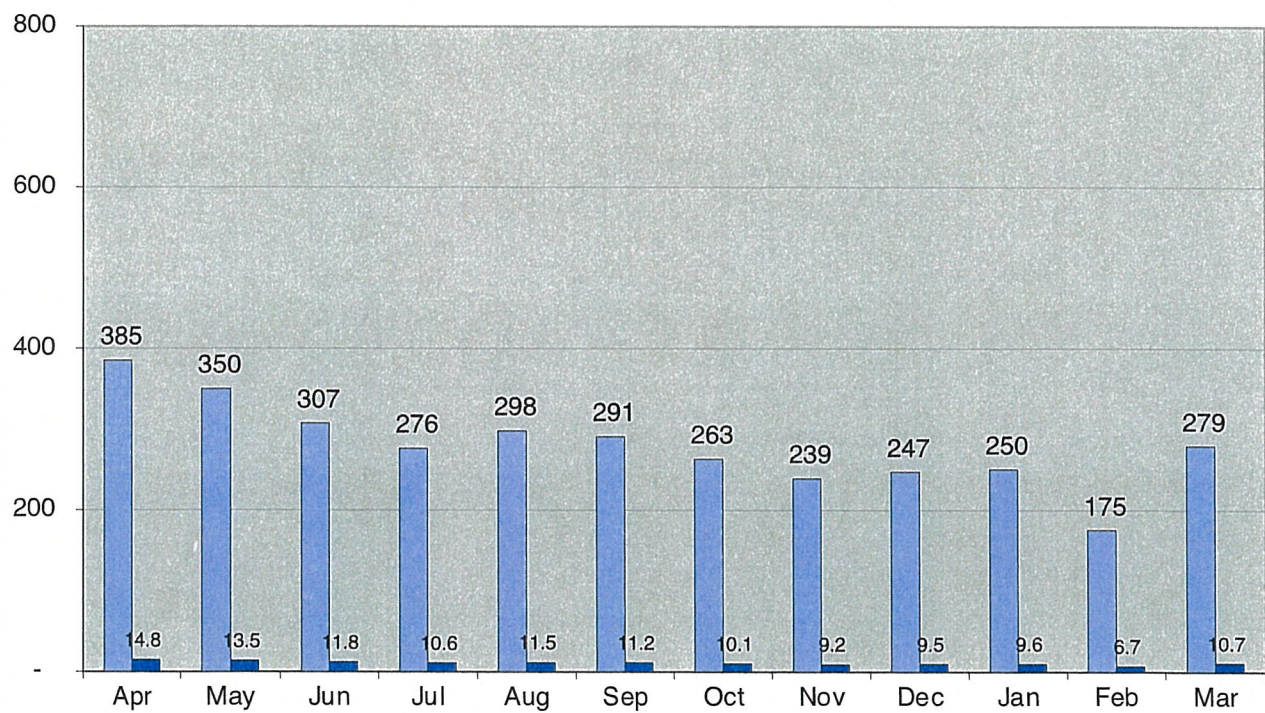


March 2022 Route Performance

Route	Number of Rides
Pryor Creek to Catoosa	279
Salina to Catoosa	146
Stilwell to Tahlequah	70
Sallisaw to Tahlequah	104
Muskogee to Tahlequah	157
Tahlequah to Chouteau/Hulbert	55
Tahlequah to Catoosa	83
Stilwell to West Siloam Springs	95
Individual Demand Response Trips	7,130
Grand Total	8,119

Pryor Creek to Catoosa Monthly Ridership - 2021/2022

■ Total Number of Rides ■ Average Number of Rides Per Day

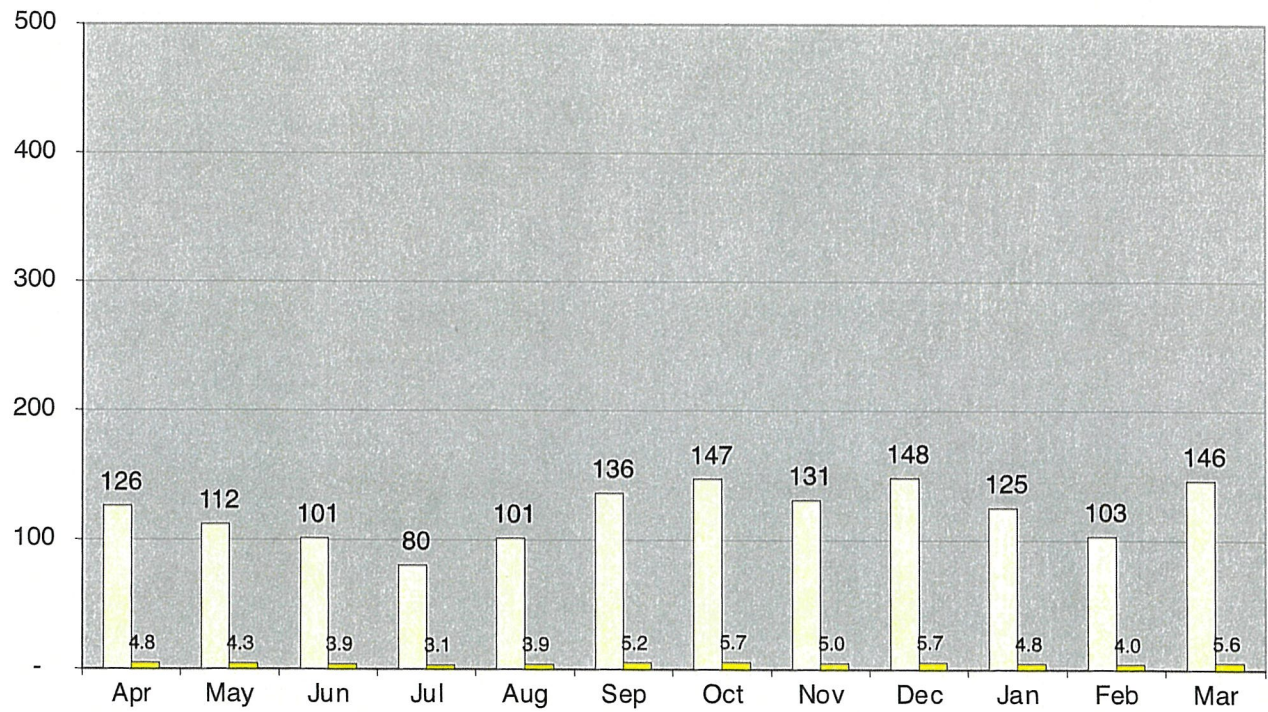


GWJ39 D3P
CHEROKEE NATION®

4

Salina to Catoosa Monthly Ridership - 2021/2022

□ Total Number of Rides ■ Average Number of Rides Per Day

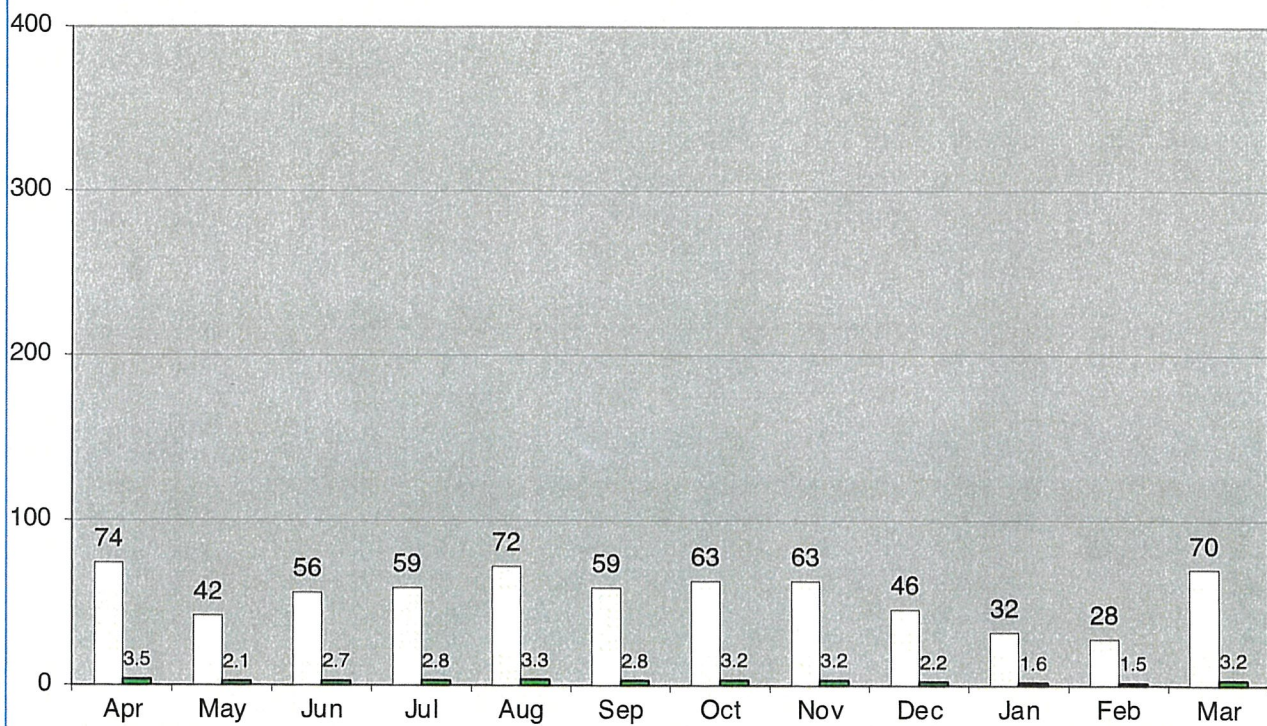


GWYB D3P
CHEROKEE NATION®

5

Stilwell to Tahlequah Monthly Ridership - 2021/2022

□ Total Number of Rides ■ Average Number of Rides Per Day

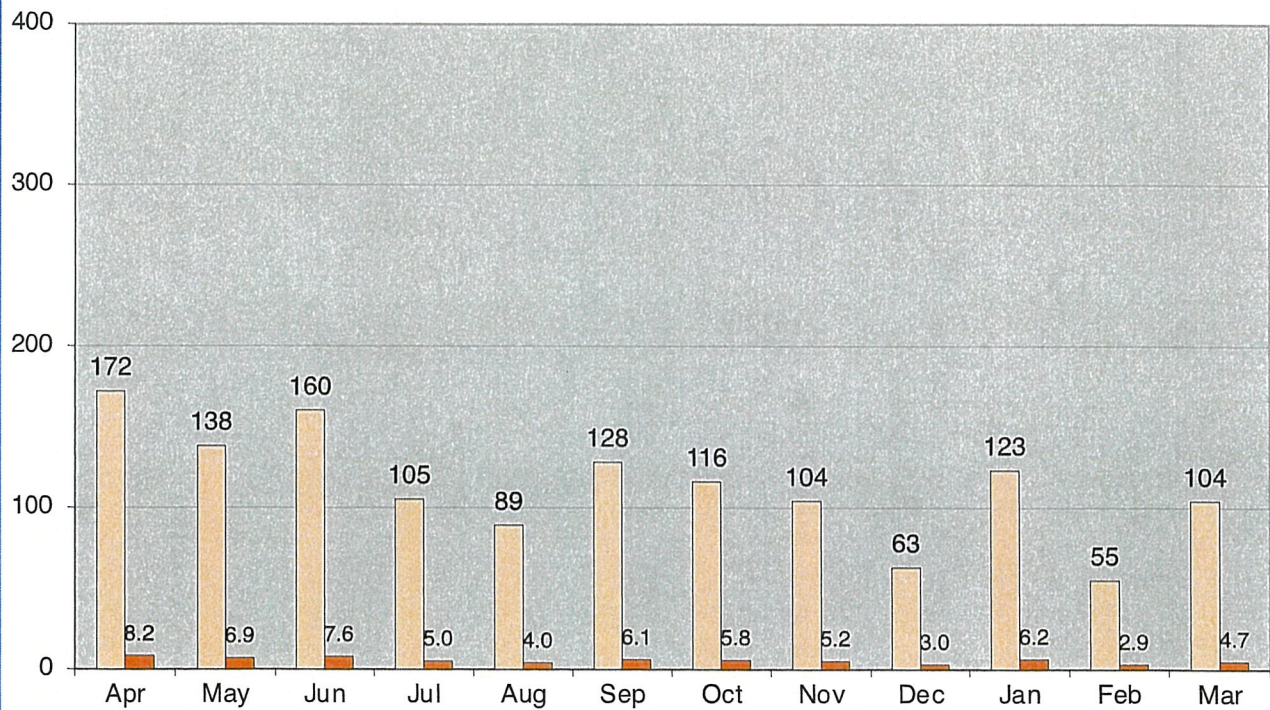


GWYN D3P
CHEROKEE NATION®

6

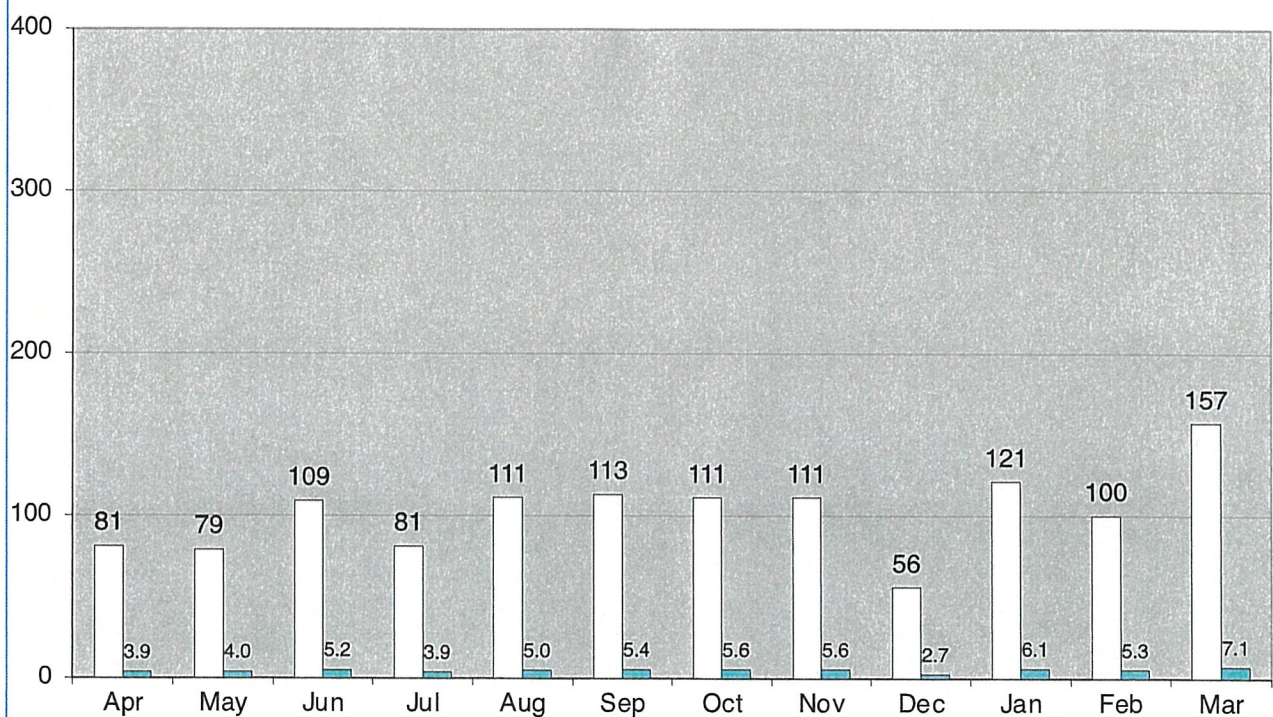
Sallisaw to Tahlequah Monthly Ridership - 2021/2022

■ Total Number of Rides
 ■ Average Number of Rides Per Day



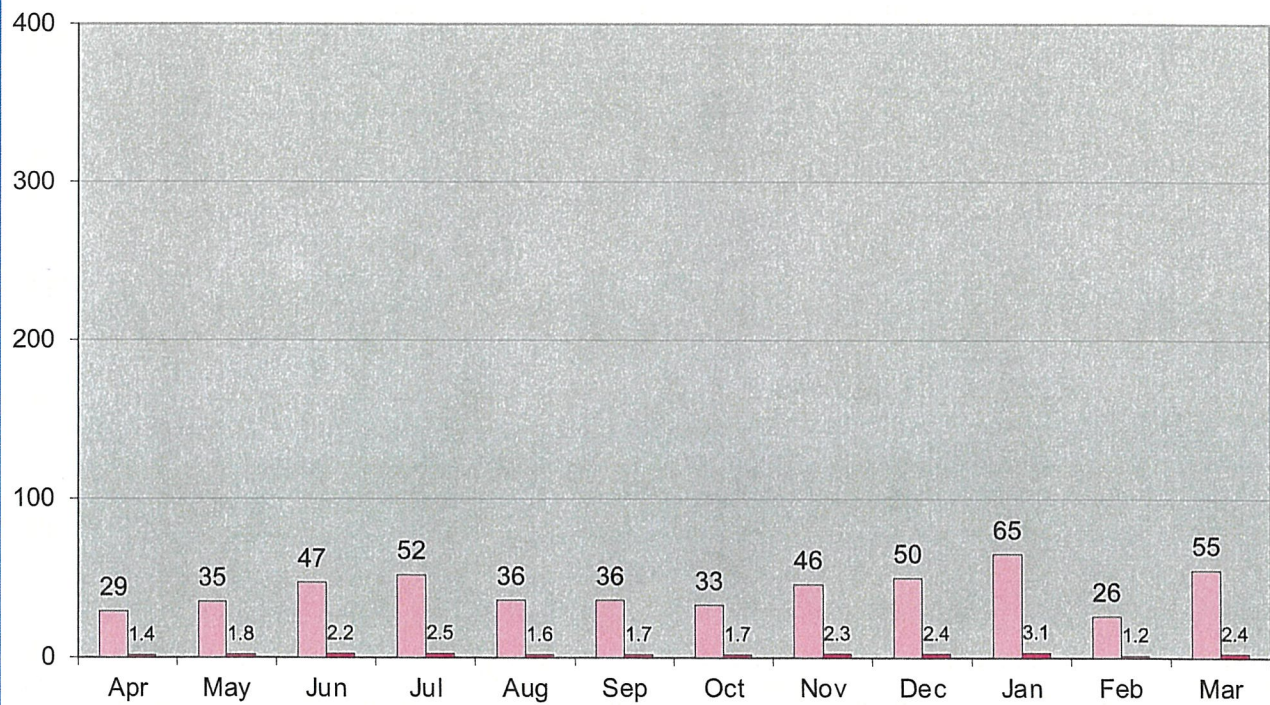
Muskogee to Tahlequah Monthly Ridership - 2021/2022

□ Total Number of Rides ■ Average Number of Rides Per Day



Tahlequah to Chouteau/Hulbert Monthly Ridership - 2021/2022

■ Total Number of Rides ■ Average Number of Rides Per Day

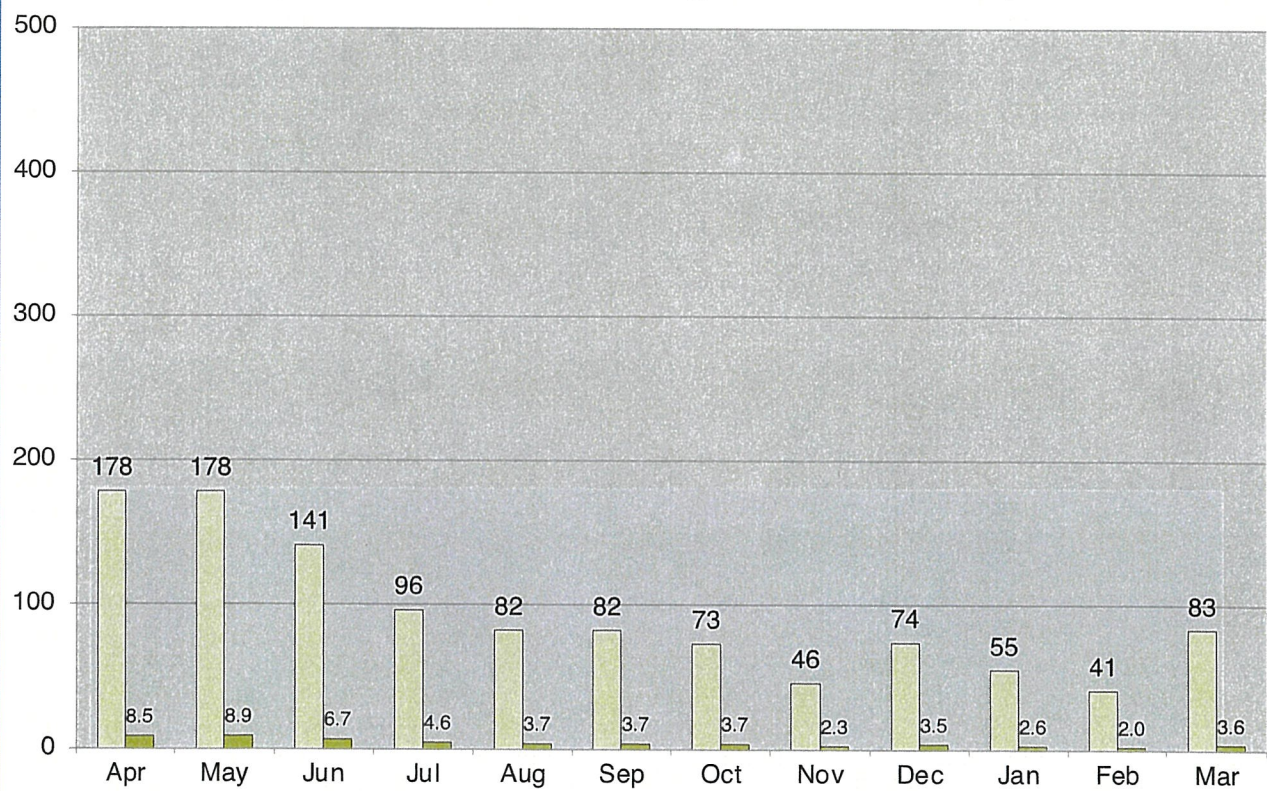


GW39 D3P
CHEROKEE NATION®

9

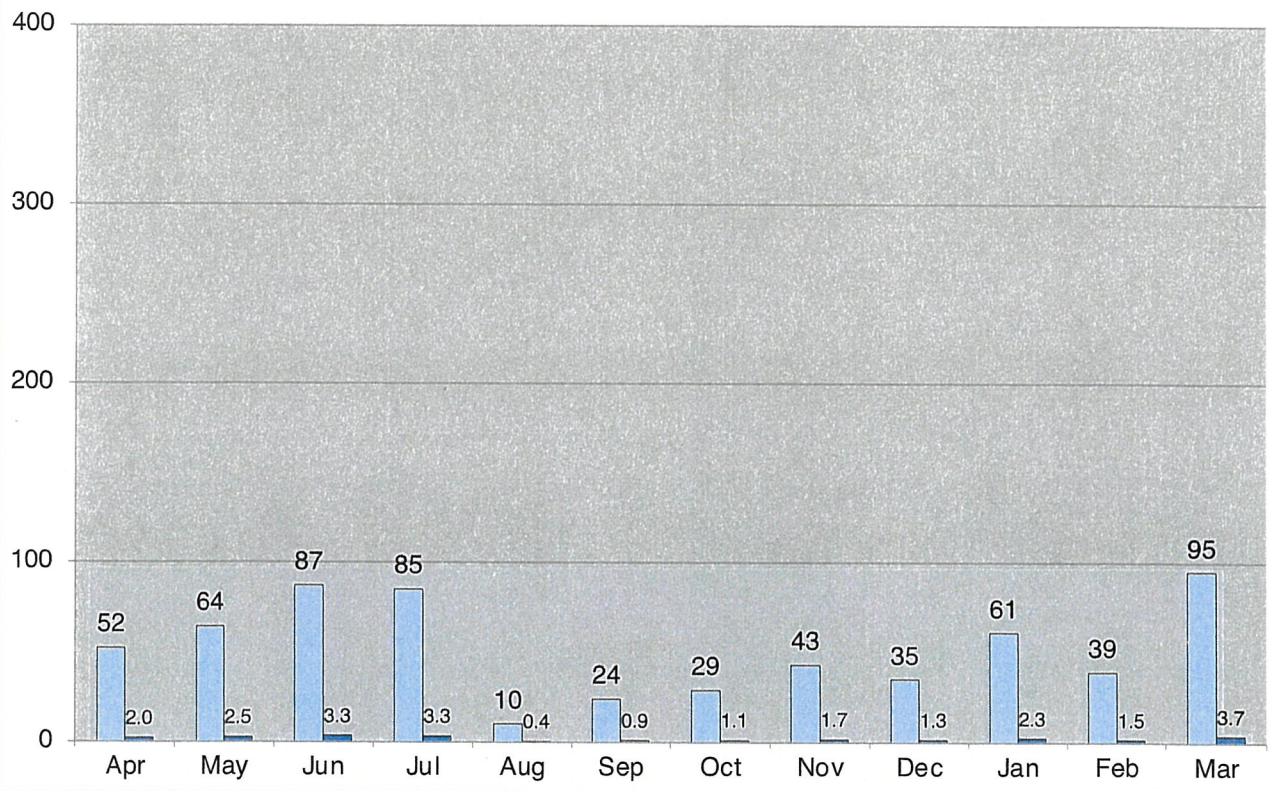
Tahlequah to Chouteau/Catoosa Monthly Ridership - 2021/2022

□ Total Number of Rides ■ Average Number of Rides Per Day



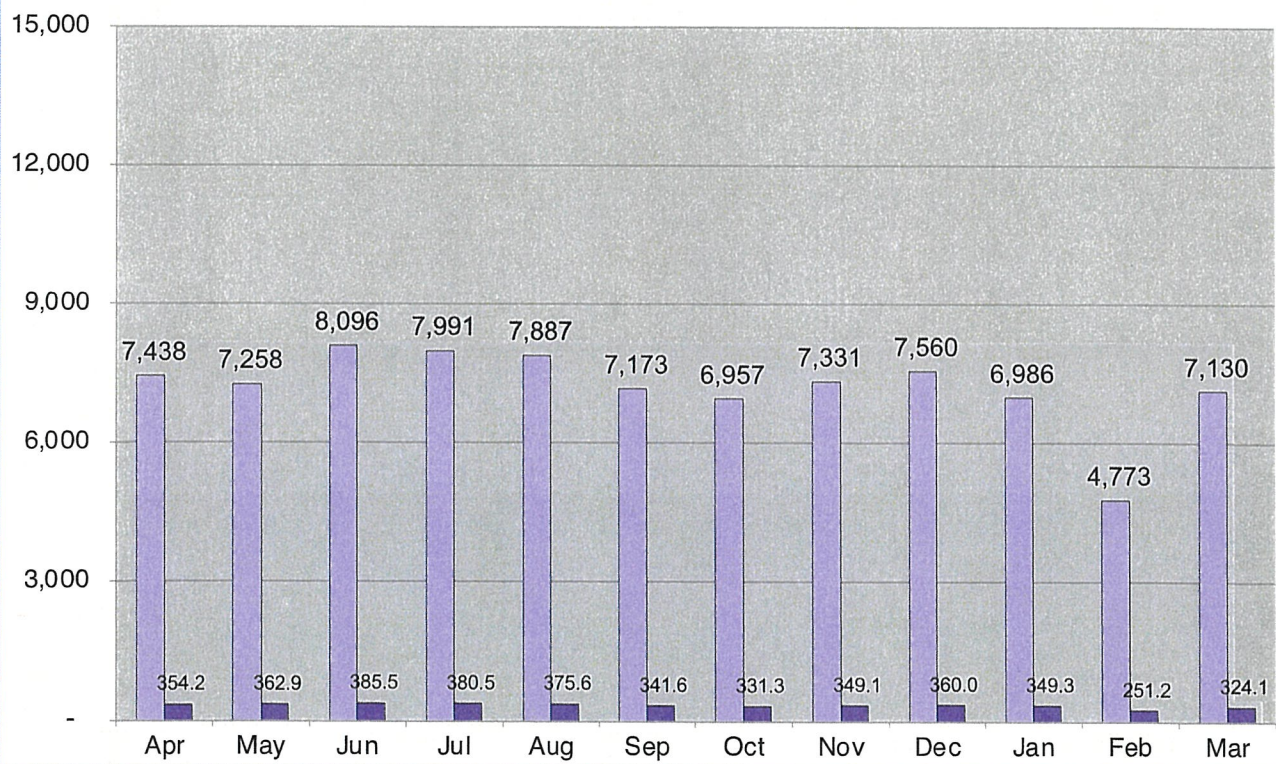
Stilwell to West Siloam Springs Monthly Ridership - 2021/2022

■ Total Number of Rides
 ■ Average Number of Rides Per Day



Individual Demand Response Monthly Ridership - 2021/2022

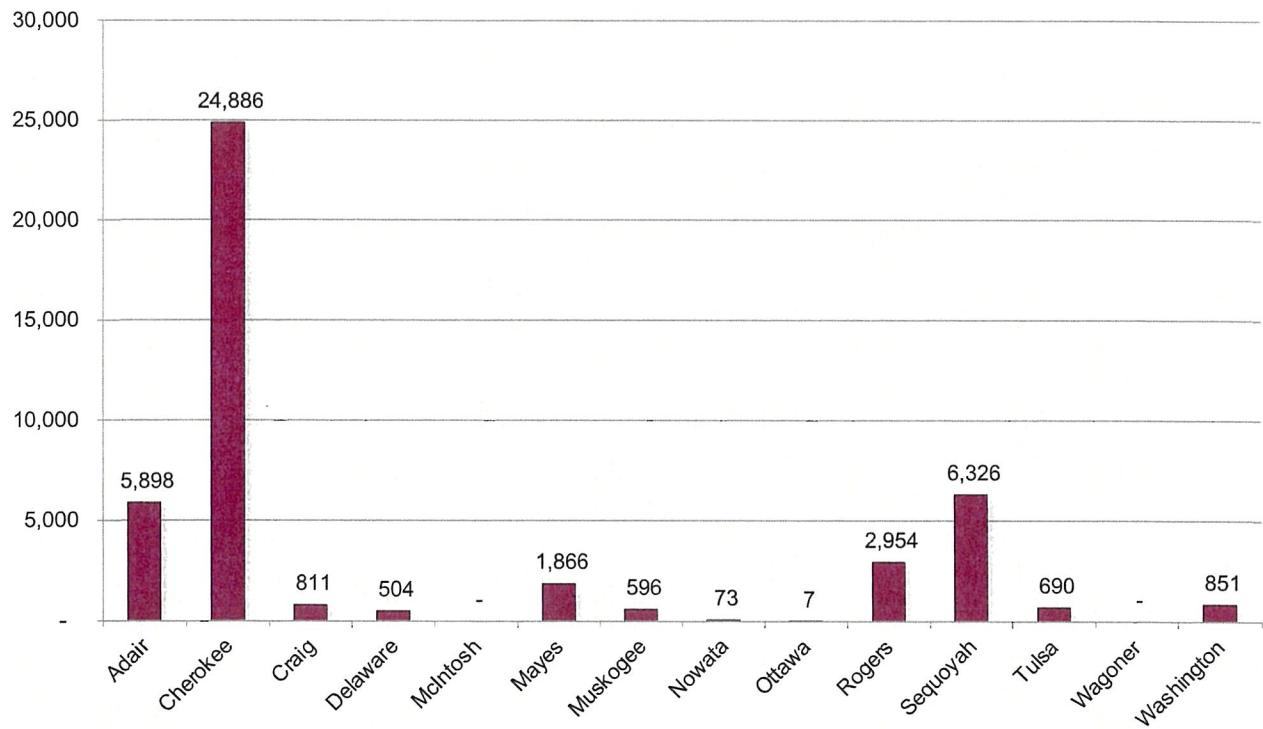
■ Total Number of Rides ■ Average Number of Rides Per Day

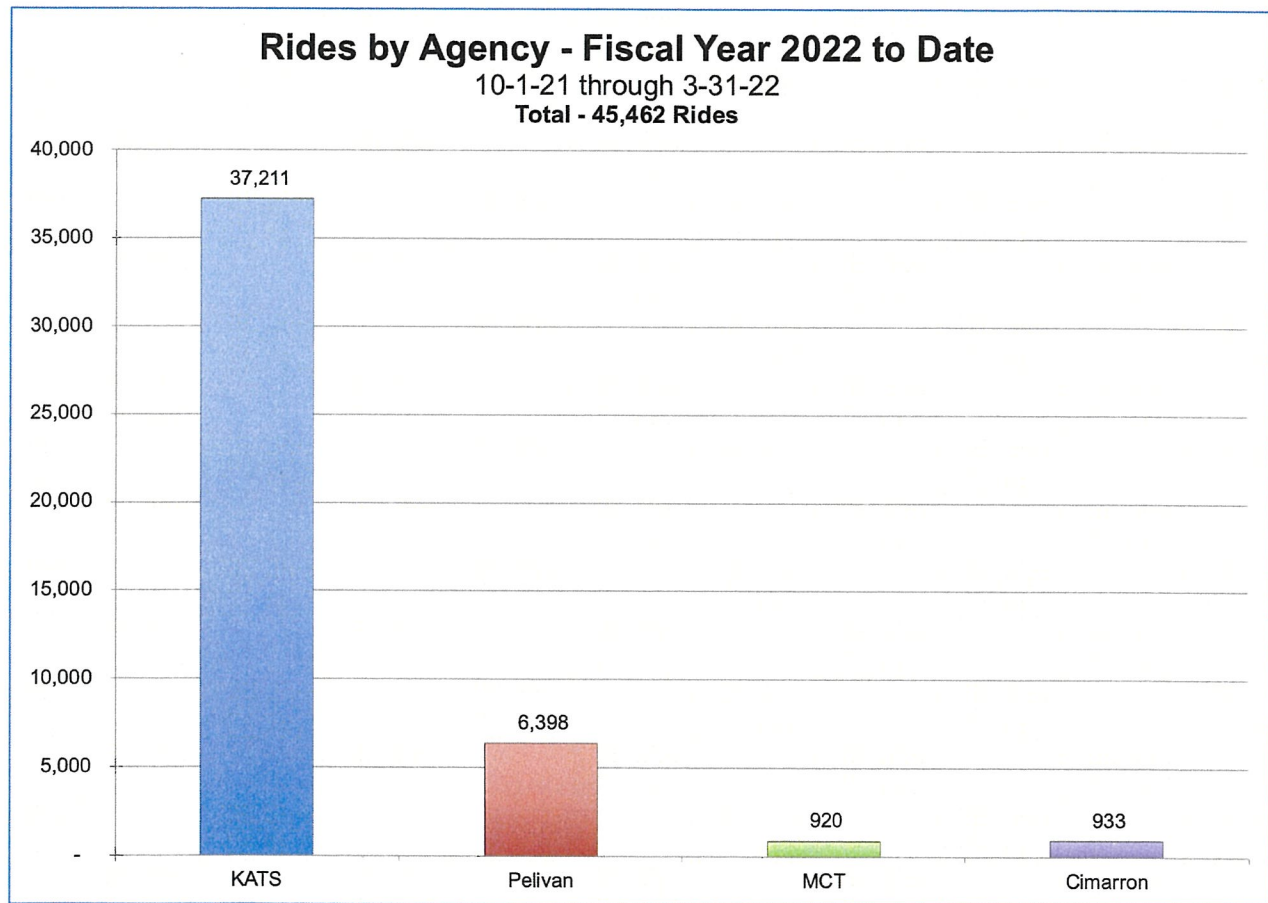


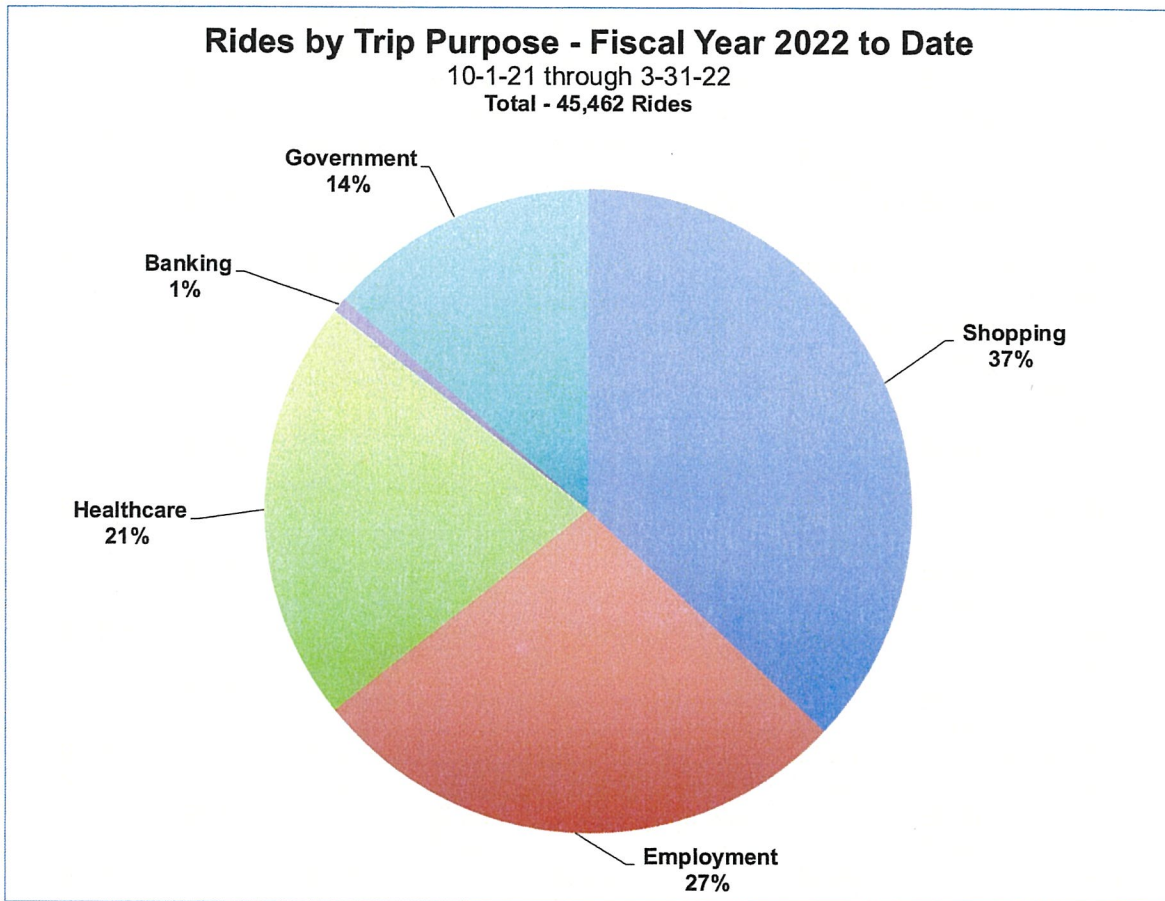
Rides by County - Fiscal Year 2022 to Date

10-1-21 through 3-31-22

■ Total Rides - 45,462







Department of Transportation

Project Spotlight



Pictured left to right: Guy Caughron (Chief of Parties), Drake Hathaway (Surveyor I), Nick Phillips (Surveyor II), Samuel Peterman (Cave Spring's Ag Teacher), and Larry Fourkiller (Registered Land Surveyor)

CHEROKEE NATION EDUCATING OUR YOUTH

Through the cooperative works of the American Indian Resource Center, Cave Springs School and Cherokee Nation's Realty Department and Department of Transportation, Cave Springs School's Ag1 and Ag II class received a visit from the Department of Transportation's Survey crew on April 11th .

The Survey crew discussed the purpose of an Abney Level and a Transit. These instruments are used by surveyors for measuring tree heights and to determine the relative position of lines and objects. The students were interactive as they used the trigonometry functions of their iPhone to solve a survey exercise. The CNDOT Survey spoke about a career in surveying and some students were quite interested.



CHEROKEE NATION TRIBAL COUNCIL
COMMUNITY SERVICES COMMITTEE REPORT

Group:	<u>Housing Authority</u>	Month/Year of Report:	<u>May-22</u>
Interim Executive Director	<u>Jerri A. Killer</u>	Phone:	<u>918-456-5482</u>

Public Disclosures:

As required by 24 CFR Part 1000.30, services provided to Housing Authority of the Cherokee Nation / Cherokee Nation Employees and Employee relatives from funds received pursuant to the Native American Housing Assistance and Self-Determination Act of 1996 (NAHASDA), shall be publicly disclosed.

The following applicants have been determined eligible for participation.

RENTAL PROPERTIES:

The following employee and/or relatives were approved to receive services for Low Rent Apartment pursuant to guidelines set forth in the Housing Policy as approved by the Principal Chief of the Cherokee Nation and HACN Policy as approved by the Board of Commissioners.

None to report

HOMEOWNERSHIP:

The following employee and/or relatives were approved to receive services for Homeownership program pursuant to guidelines set forth in the Housing Policy as approved by the Principal Chief of the Cherokee Nation and HACN Policy as approved by the Board of Commissioners.

None to report

RENTAL ASSISTANCE/TEMPORARY RENTAL ASSISTANCE/COLLEGE HOUSING:

The following employee and/or relatives were approved to receive services for Rental Assistance program pursuant to guidelines set forth in the Housing Policy as approved by the Principal Chief of the Cherokee Nation and HACN Policy as approved by the Board of Commissioners.

None to report

NEW CONSTRUCTION HOMEOWNERSHIP PROGRAM: *(Non-NAHASDA Program)*

The following employee and/or relatives were approved to receive services for the New Construction Homeownership program pursuant to guidelines set forth in the HACN Policy as approved by the Board of Commissioners.

None to report

HOUSING REHABILITATION PROGRAM

The following employee and/or relatives were approved to receive services from the Housing Rehabilitation program pursuant to guidelines set forth in the HACN Policy as approved by the Board of Commissioners.

None to report

iSAVE PROGRAM

The following employee and/or relatives were approved to receive services from the iSave program pursuant to guidelines set forth in the HACN Policy as approved by the Board of Commissioners.

None to report



Keys to a brighter future

Announcements

Board of Commissioners Meeting:

May 12 Regular BOC Meeting at 5:30 p.m.

Office Closures:

May 30 Memorial Day

Other Info:

In response to the Coronavirus Pandemic, HACN continues to operate and perform essential services. Services continue to be offered. All housing assistance programs continue to operate and we encourage citizens to call us with question as entry to our offices is limited.

All offices and staff of the HACN may be reached through the main office number, regardless of their office location. The local and toll free numbers are:

918-456-5482

800-837-2869

Employee Email is:

firstname.lastname@hacn.org

www.hacn.org

Housing Authority of the Cherokee Nation
Month Ending: March 2022

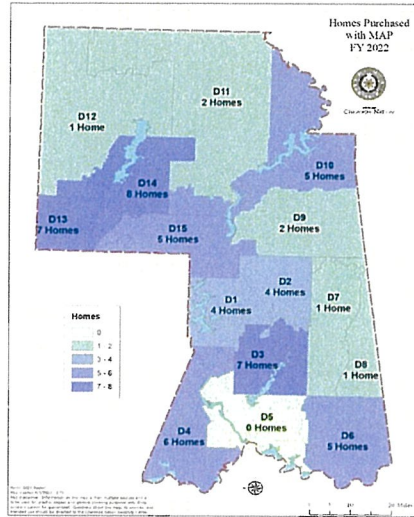
Current Program Participants:

County	Community Shield Insurance	Low Rent Apartments	Rental Assistance			Homeownership		Loans	Totals	
			Rental Assistance (RAP)	Temporary Assistance (TAP)	College Housing Programs	Home-ownership Programs Under Mgmt	New Construction Homes Under Mgmt	Title VI / Other Mortgage Programs	Total Housing Participants	% of Participants
Adair	281	148	83	0	8	92	83	16	711	14%
Cherokee	247	182	409	0	12	176	199	46	1,271	25%
Craig	19	56	20	0	0	7	28	2	132	3%
Delaware	161	116	67	0	13	50	118	24	549	11%
McIntosh	12	0	1	0	1	3	3	0	20	0%
Mayes	122	129	35	0	11	40	59	13	409	8%
Muskogee	54	53	49	0	3	42	54	11	266	5%
Nowata	23	44	12	0	3	10	27	0	119	2%
Ottawa	12	0	3	0	3	6	7	4	35	1%
Rogers	63	59	163	0	11	58	40	38	432	9%
Sequoyah	269	0	168	0	13	104	146	40	740	15%
Tulsa	30	0	91	0	3	25	8	3	160	3%
Wagoner	7	0	5	0	0	51	4	1	68	1%
Washington	20	45	38	0	1	25	11	2	142	3%
Total:	1,320	832	1,144	0	82	689	787	200	5,054	100%
			1,226			1,476		200		

Current Applications:

County	Rehab Programs	Rehab Replacement Homes	NAHASDA Home-ownership	Community Shield Insurance	Rental Properties / Apartments	Rental Assistance	New Home Construction	% NHCP	Total Apps	% of Total
Adair	259	0	10	5	135	98	113	8%	620	12%
Cherokee	173	0	4	4	373	336	324	22%	1,214	24%
Craig	49	0	0	1	36	20	36	2%	142	3%
Delaware	135	0	6	3	112	60	171	12%	487	10%
McIntosh	16	0	0	0	0	3	7	0%	26	1%
Mayes	81	0	3	0	89	83	88	6%	344	7%
Muskogee	81	0	2	1	50	56	81	6%	271	5%
Nowata	30	0	10	0	24	12	39	3%	115	2%
Ottawa	18	0	0	0	0	2	18	1%	38	1%
Rogers	51	0	1	1	163	149	146	10%	511	10%
Sequoyah	229	0	13	5	0	160	190	13%	597	12%
Tulsa	64	0	23	3	0	141	166	12%	397	8%
Wagoner	20	0	2	1	0	8	29	2%	60	1%
Washington	31	0	10	0	43	44	34	2%	162	3%
Total:	1,237	0	84	24	1,025	1,172	1,442	100%	4,984	100%

Mortgage Assistance Program



51 Families became homeowners since October 1, 2021, through financial counseling and down payment assistance

MAP Household Averages	
Household Income	\$43,232.00
Home Price	\$138,244
Equity Created	23.40%

The Mortgage Assistance Program helps families move toward economic well-being and self-sufficiency while building assets and net worth for the present and the future.

Any resident who needs assistance with completing applications, accessing the internet or obtaining documents such as social security cards or birth certificates may contact the Housing Authority of the Cherokee Nation at 918-456-5482 and ask for the Mortgage Assistance Program Staff.

Financial Coaching

378 families are in the homebuyers' pipeline, having either completed or are currently active in financial counseling.

YTD, 58 families have finished counseling and obtained a non-predatory mortgage.

Financial Coaching Impact	
Average Debt to Income with Mortgage	31.40%
Reduction in Debt to Income	6.70%
Average Increase in Net Worth	\$35,987.00

Families using MAP to purchase a home must attend a comprehensive **homeownership training**.

Employees and the public have the opportunity to attend financial education classes on topics ranging from creating spending plans to balancing checkbooks. FY22 to date, **23 people have attended financial education classes**.

iSave Program

iSave is a mechanism for eligible Cherokee citizens to update and rehabilitate the home they own. iSave is a matched savings program in which participants save money over a period of time and the iSave program matches the families' savings to build financial assets. **55 families are actively saving in iSave** for home rehabilitation and **14 households have received matching funds** to make home repairs or improvements in FY22.

Matching funds can be used for anything that increases the value of the primary residence, for example, a storm shelter, flooring, fencing, sidewalks, major appliance replacement, roofing, plumbing, etc.

Housing Authority of the Cherokee Nation
Month Ending: March 2022



Tribal HUD - VASH

VA Supportive Housing Program

County	Applications			Assistance	Totals	
	Referrals Received / Applications Processing	Vouchers Issued	Waiting List	Housed Veteran	Total	% of Participants
Adair	0	0	0	0	0	0%
Cherokee	0	0	0	3	3	23%
Craig	0	0	0	0	0	0%
Delaware	0	0	0	1	1	8%
McIntosh	0	0	0	0	0	0%
Mayes	0	0	0	1	1	8%
Muskogee	0	0	0	2	2	15%
Nowata	0	0	0	0	0	0%
Ottawa	0	0	0	0	0	0%
Rogers	1	0	0	2	3	23%
Sequoyah	0	0	0	0	0	0%
Tulsa	1	0	0	1	2	15%
Wagoner	0	0	0	0	0	0%
Washington	0	0	0	1	1	8%
Total:	2	0	0	11	13	100%

**New Construction Homeownership Program
Development Files Processing**

Month of
Mar-22

County	Waiting List	Applications		Processing						Construction
		App Problem	App Processing	Stg I Prelim Review	Stg II Site Inspect	Problem Files	Stg III Survey Pending	Land Dev	Stg IV Process Closing	
Adair	113	0	2	0	0	0	0	0	9	9
Cherokee	324	0	2	0	0	0	0	0	1	18
Craig	36	0	0	0	0	0	0	0	0	1
Delaware	171	0	1	0	0	0	0	0	0	13
McIntosh	7	0	0	0	0	0	0	0	0	0
Mayes	88	0	0	0	0	0	0	1	0	11
Muskogee	81	0	2	0	0	0	0	0	0	4
Nowata	39	0	0	0	0	0	0	0	1	0
Ottawa	18	0	0	0	0	0	0	0	0	0
Rogers	146	0	1	0	0	0	0	0	1	3
Sequoyah	190	0	5	0	0	0	0	1	2	5
Tulsa	166	0	0	0	0	0	0	0	0	0
Wagoner	29	0	0	0	0	0	0	0	0	4
Washington	34	0	0	0	0	0	0	0	0	0
Total:	1,442	0	13	0	0	0	0	2	14	68
		13		16						68

STAGE I:

Copies of Deed(s), etc.
Check Floodmaps/Floodplain
Identify Utility Companies
Contact for Site Inspection

STAGE III:

Order/Receive Survey
Order/Receive Perc Test
Receive Utility Assurance
Receive Abstract from participant

STAGE II:

Visit Site
Identify/Propose Site Plan
Identify/Propose Utilities
Identify/Propose Lateral Field
Identify/Propose Easement(s)
Deliver Utility Assurance Letters
Request Abstract from participant

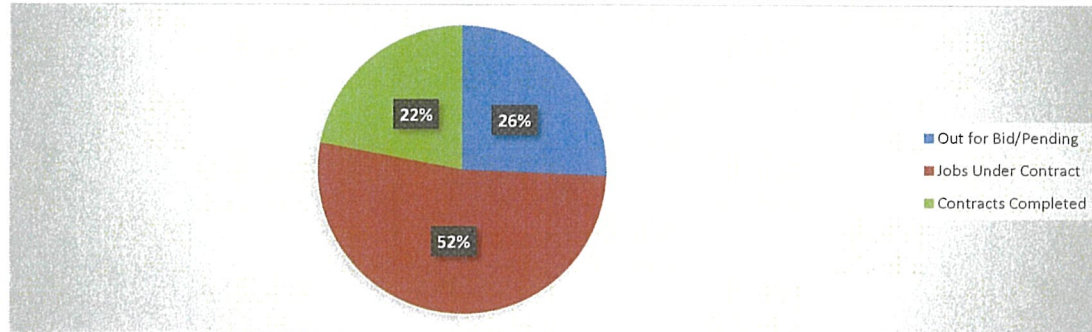
STAGE IV:

Survey Review / Identify Barriers / Process for Closing

Housing Rehabilitation Programs - Job Statistics

Month Ending:
Mar 2022

Out for Bid/Pending	28
Jobs Under Contract	57
Contracts Completed	24



Classification	Monthly Activity	FY22 YTD
Emergency	59	306
NAHASDA Rehab	0	0
Replacement	0	8
Storm Shelters	1	9
HJSCA Tribal Rehab	9	42
HJSCA Tribal Replacement	0	2
BIA - HIP Program	0	2
Protecting Our Vulnerable	11	27
Lead Based Paint	1	12
All Rehab jobs	81	408

Rehab

