

Claremore Indian Hospital-

Executive Summary – June 2022 data

COVID-19

- 1,161 COVID tests performed for the month.
- 179 patient vaccinations administered in the month for a total 34,586 for the pandemic.
 - 12 years and older= 155
 - 5 - 11 years old = 21
 - 6 months to 4 years = 3
- Monthly positive case breakdown = 246
 - # positive less than 10 years old=16
 - # positive 10-19 years old= 18
 - # positive 20-29 years old= 66
 - # positive 30-39 years old= 33
 - # positive 40-49 years old= 35
 - # positive 50-59 years old= 31
 - # positive 60-69 years old= 28
 - # positive 70-79 years old= 15
 - # positive 80-89 years old= 4
 - # positive 90-99 years old= 0
- Positivity rate for the month 21.2%. 707 of the tests were for Cherokee Nation citizens; 161 of the 707 were positive (22.8% positivity rate for the month).
- 15,879 Total Ambulatory Care Visits
- Top 5 diagnosis codes for visits:

Type 2 diabetes mellitus	345
Essential (primary) hypertension	288
Encounter for immunization	259
Contact with and (suspected) exposure to COVID	230
Segmental and somatic dysfunction of cervical region	222
- 30,278 Rx's were filled (9,807new and 20,471refills)
- \$4,279,854.64 in 3rd Party collections
- 2,681 Patients were seen in ER
- 148 Surgical Procedures were performed at CIH this month
- 18 Babies delivered during this month
- 430 Patient visits seen by dental with 3,667 dental services provided*
- 156 Mammographies performed this month
- 539 Current number of health service employees as of end of month
- 3 Physician vacancies out of 39 positions at Claremore. (1 Peds, 1 CRNA, 1 Hospitalist)

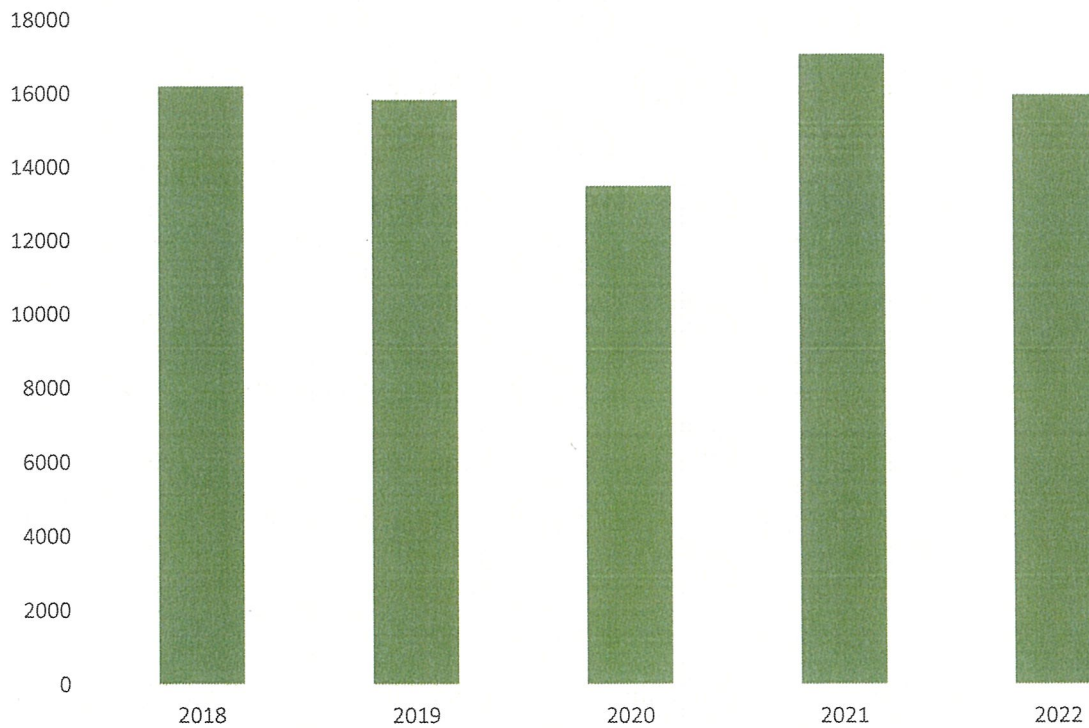
PRC

○ Approved	360 cases	\$577,546.00	<u>CN Patients</u> 171
○ Denied	335 cases	\$370,702.00	13
○ Deferred	202 cases	\$ 93,374.00	119
▪	31 Ortho		
▪	<u>19 CIH clinics</u>		
947 Total cases			

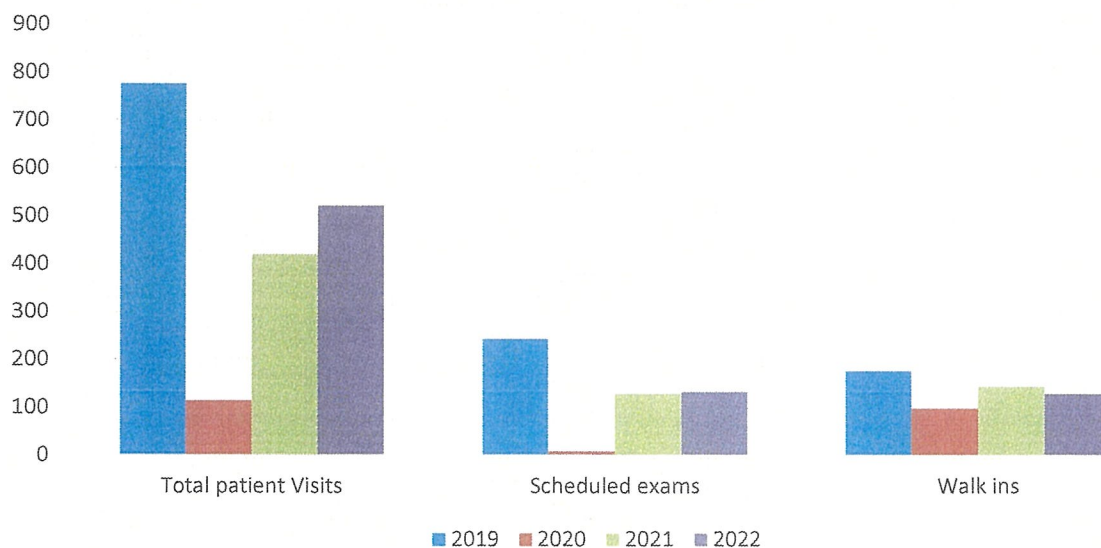
Appeals

		<u>CN Patients</u>
Processed	24	
Approved	8	9
Denied	4	8

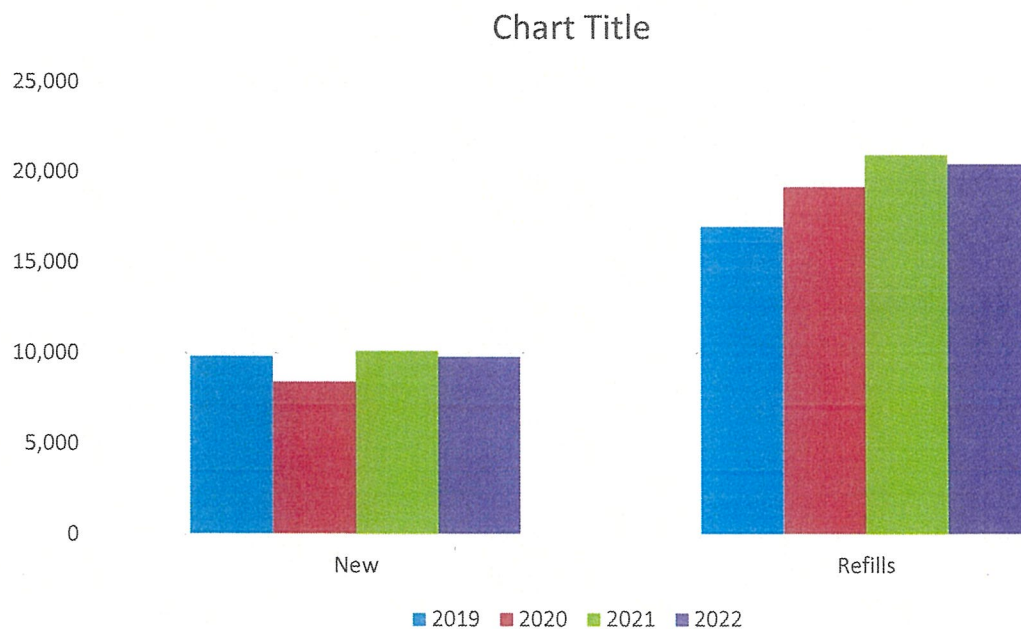
Ambulatory Care Visits Month of June 2018-2022



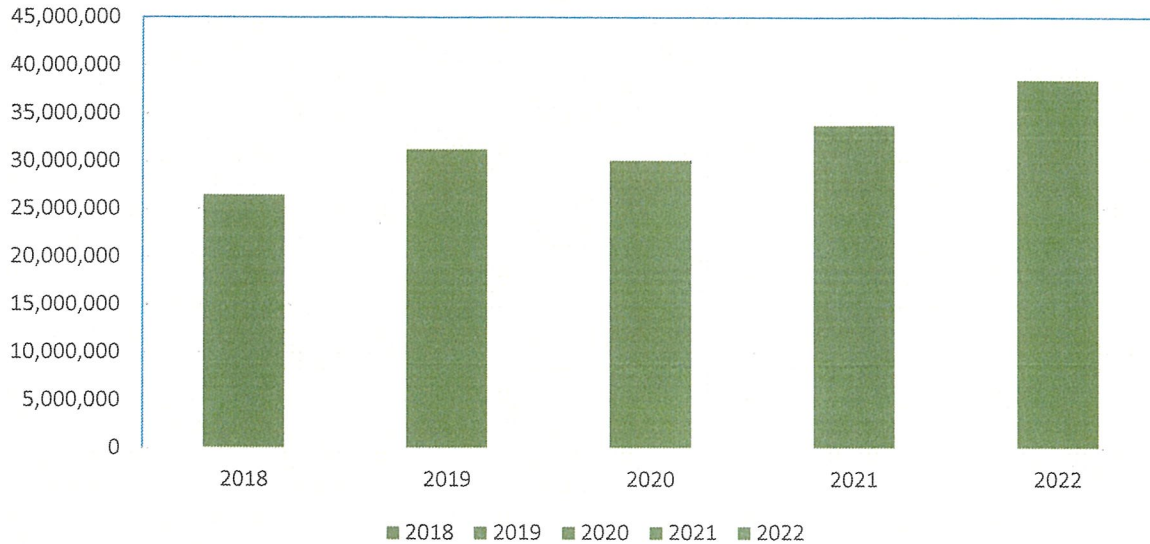
Dental Services Month of June 2019-2022



No. of Rx filled Month of June 2019-2022



Third Party Revenue Year to date Collections-2018-2022



	<u>Claremore</u>
2018	\$26,483,973
2019	\$31,236,804
2020	\$30,082,489
2021	\$33,769,119
2022	\$38,495,743

*Dental: The program has six dental assistant vacancies and has for over 6 months. Four of which have the expanded functions. It has been difficult to find qualified applicants for these positions. Full staffing would be 13 dental assistants. We currently have 2 hygienists, one oral surgeon, one pediatric dentist, 2 staff dentists, one deputy chief dentist, and one chief dentist.

Having only 5 dental assistants on the floor greatly limits the number of patients seen per dentist. We are in the process of re-advertising with an increased recruitment incentive. Once these vacancies are filled, staff dentists should be able to see 8 to 10 patients per day.



Health Committee Report

August 2022



Highlights

CNHS celebrated Hospital Week by giving back to our patients. Dr. Sara Reed, Medical Director of Pediatric Services, organized a toy drive to benefit pediatric inpatients. Toys were collected for children of all ages, and this initiative will improve the patient experience for kids at W.W. Hastings Hospital!

Compliments


Everyone was very nice... exceptional provider. This was my first visit and it was an awesome experience!

The patient states his established care appointment went great and received exceptional care. He continued to say his provider was thorough, attentive, and helpful. He was impressed with all the notes she was writing, and he is looking forward to his next appointment.

The patient would like to recognize CNHS for its cleanliness. He states, "As many patients and visitors who enter the building daily, I was just in awe how clean the patient waiting and patient care areas were. Keep up the procedures and routine, it looks great!"

Health Committee Report

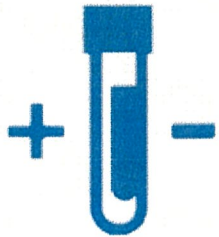
June 2022




349 surgical procedures performed in June



5,087 patients were seen at the ED/Urgent Care



7,962 Covid-19 tests administered in June



865 Covid-19 vaccines given in June



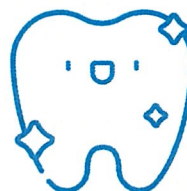
59 babies were delivered at Hastings Hospital



33 clients in the Diabetic Prevention Program



1,075 patients received Dietary Services



4,926 patients were provided Dental Services

Health Committee Report

Provider Recruitment

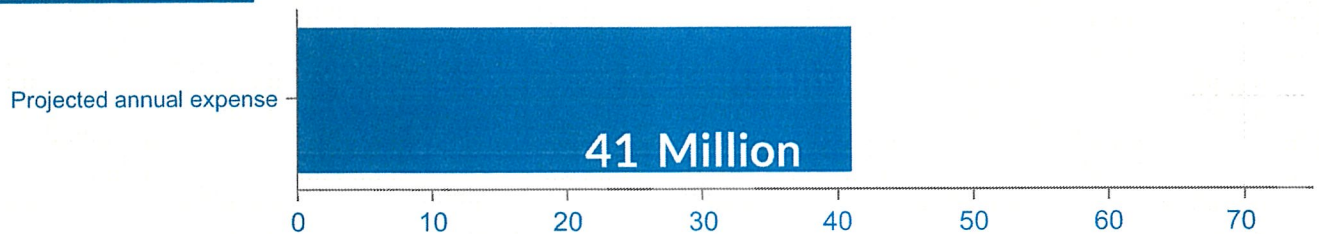
CNHS Provider
Vacancy Rate



IHS Provider
Vacancy Rate
Benchmark



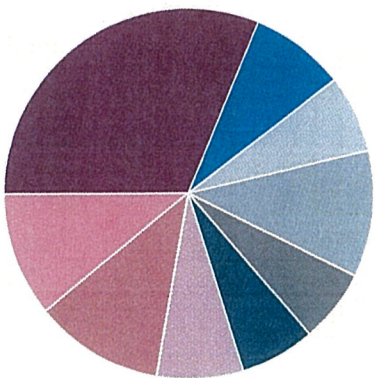
Contract Health



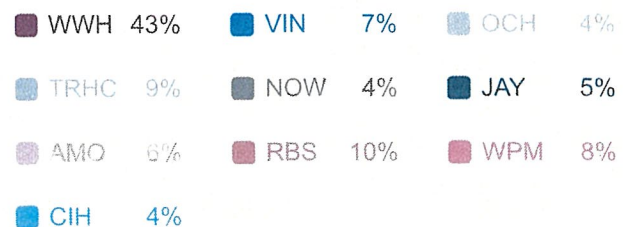
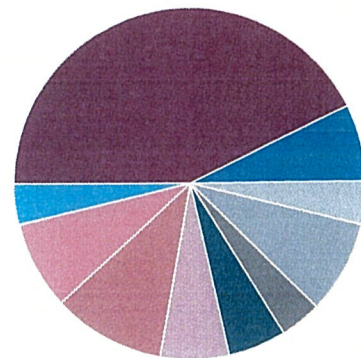
Referral Approval Rate



CHS Monthly Referrals by Location

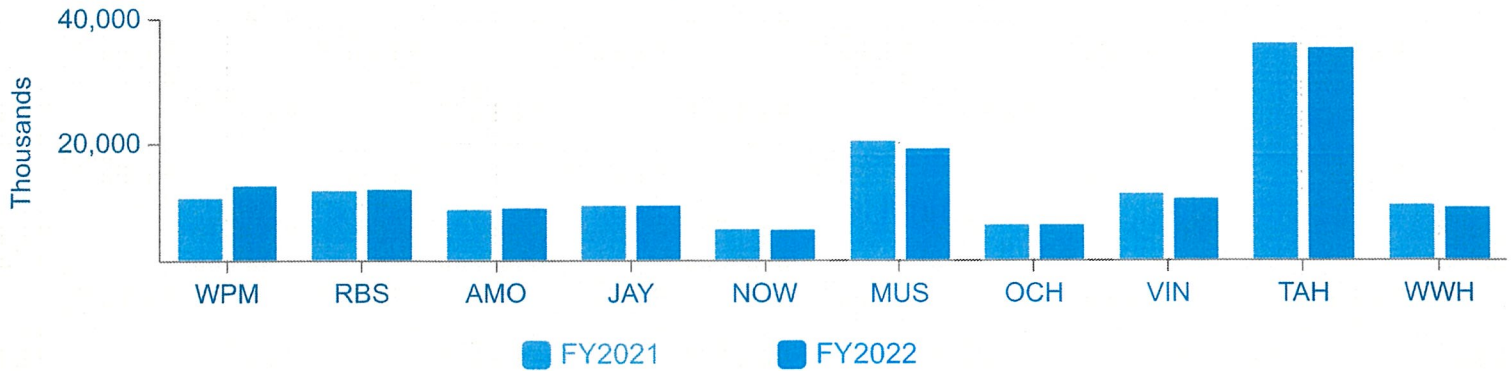


YTD CHS Spend by Location

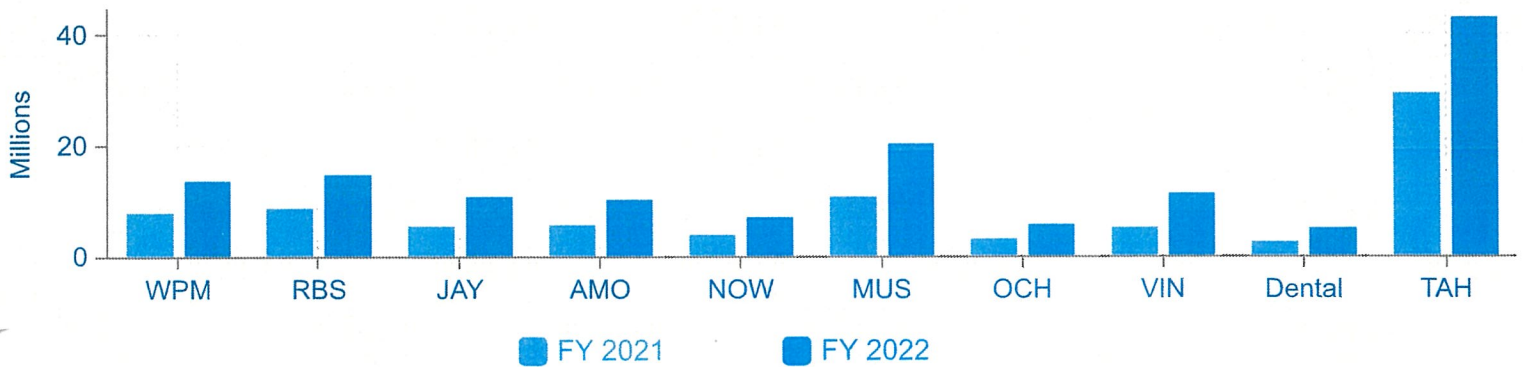


Patient Visits and Revenue


Ambulatory Care Visits: Monthly



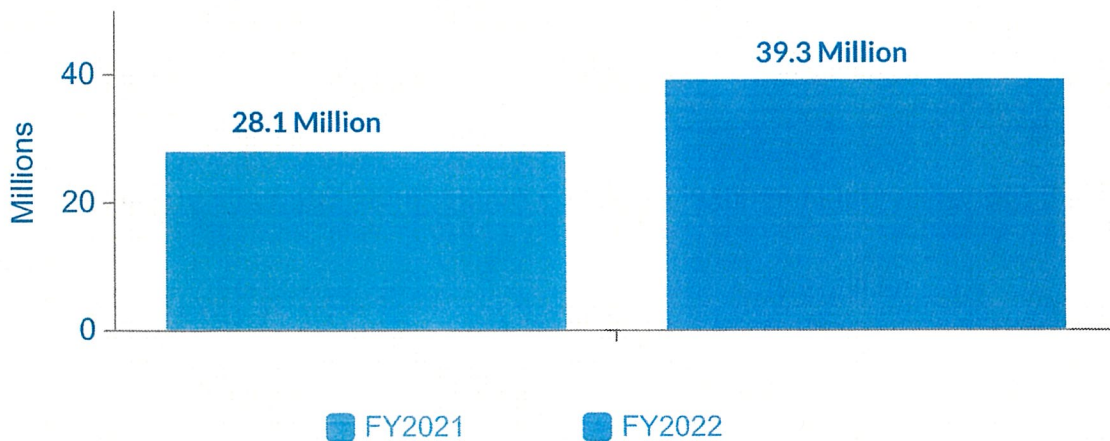
Ambulatory Care 3rd Party Revenue: Year to Date



Third Party Revenues Combined: Year to Date

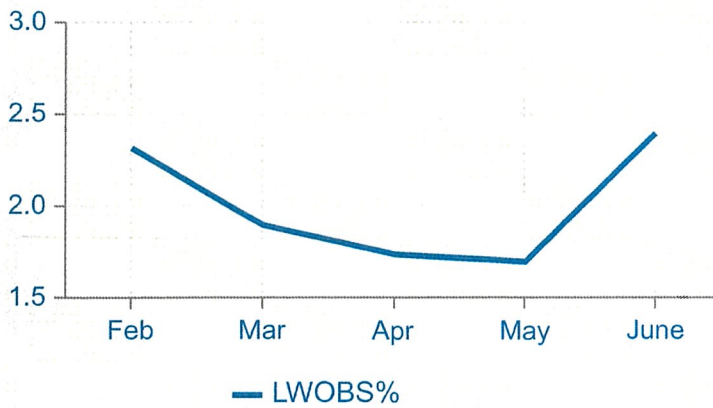


Third Party Revenue Comparison CN WW Hastings Hospital Year to Date



Service Summary

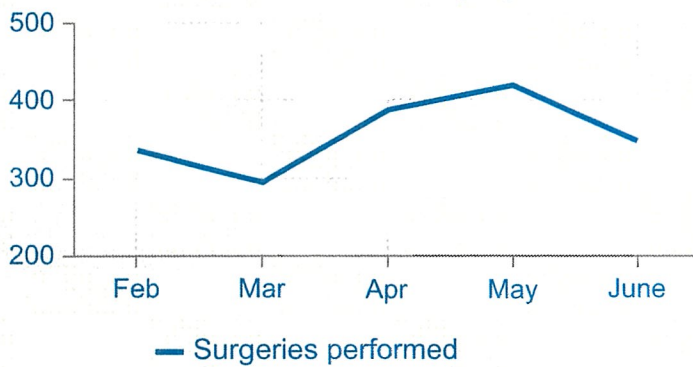
ED/UC Left Without Being Seen



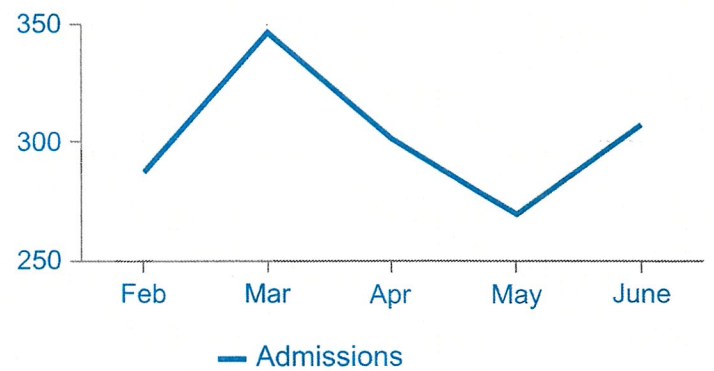
ED/UC Services Delivered



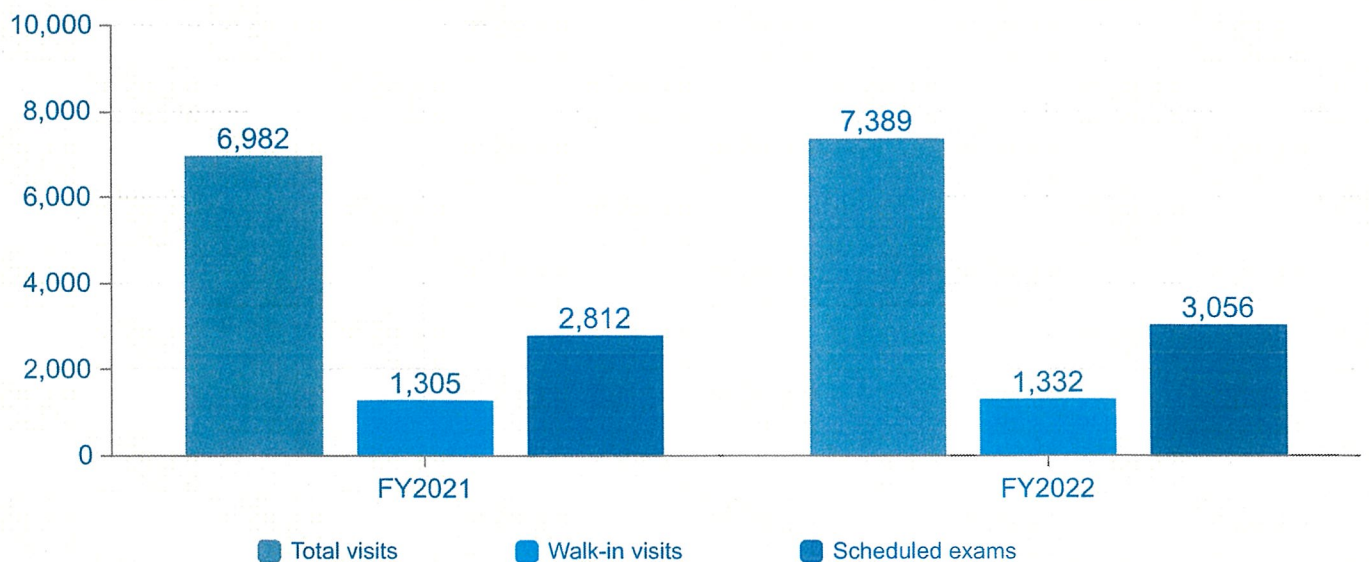
WWH General Surgery



WWH Inpatient Care



Dental Services: Monthly





Cherokee Nation Health Services

Public Health Report – July 2022

Part A: PUBLIC HEALTH LEADERSHIP

Public Health Infrastructure Development: July 2022

- ✓ Official application for reaccreditation accepted by PHAB
- ✓ Public Health Strategic Plan –Complete
- ✓ Public Health Workforce Development Plan – Complete
- ✓ Emergency Operations and Risk Communications Plan – completed
- ✓ Launched new public health website on May1, 2022. www.cherokeepublichealth.org
- ✓ Tribal Health Assessment – Complete
- Tribal Health Improvement Plan – in progress
- Public Health Performance Management Plan – in progress
- PHAB Re-accreditation required documentation submission – In process – finalizing and uploading documents and narratives for each domain.
- Public Health Staff Training on Results Based Accountability (RBA) for performance management.
- Public Health Senior Director presented to the Oklahoma 2022 Sovereignty Symposium (Public Health and Wellness topic)

Cross Collaborative with CN Education:

- The Working Together project has completed the Results Based Accountability training. The team is now engaging in bi-weekly meetings with RedStar International to develop Cherokee Indicators of Wellness. The purpose of the Working Together project is to increase collective action toward improving social determinants of health and wellness for the Cherokee Reservation.

Centers for Disease Control and Prevention (CDC) Tribal Advisory Committee (TAC):

- TAC Chair Deputy Chief Warner and Authorized Representative Lisa Pivec continue work with CN Government Relations staff to provide input to CDC. CDC biannual TAC meeting will be held August 3-4, 2022 at the Cherokee Nation. Our team continues to work to develop public health infrastructure funding recommendations to present to the CDC.

National Association of City County Health Officials (NACCHO):

- Cherokee Nation Health Services Senior Director of Public Health was elected to the Board of Directors representing Tribal Public Health Departments. NACCHO is the only organization dedicated to serving every local health department in the nation. NACCHO serves 3000 local health departments and is the leader in providing cutting-edge, skill-building, professional resources and programs, seeking health equity, and supporting effective local public health practice and systems.

Public Health Monitoring & Surveillance:

- Youth Risk Behavioral Survey: data collection completed
- Community data dashboard program and website launched May 1, 2022
- Continued work with various CN departments gathering data
- Continued work on Opioid data sets
- Monitoring STD increases in Oklahoma in conjunction with OSDH

Part B: PUBLIC HEALTH PROGRAMS

Women, Infants, and Children (WIC) Program:

MONTH/FY 2022	WOMEN	INFANTS	CHILDREN	SEBCT	FOOD SALES
October	1,161	1,484	2,457	-	\$308,852.57
November	1,168	1,470	2,471	-	\$300,768.75
December	1,135	1,463	2,398		\$319,517.60
January	2,652	1,492	2,406		\$308,431.32
February	1,110	1,395	2,400		*\$275,327.00
March	1,060	940	2,756		*\$234,854.39
April	1,102	1,363	2,373		*\$255,693.94
May	1,122	1,122	2,441	\$255,357.79	*\$274,360.59
June	1,052	1,275	2,427	\$291,416.30	*\$243,783.36
July	1,061	1,284	2,472	\$358,653.56	*\$292,261.13
August					
September					
YTD TOTAL:	12,623	13,288	24,601	\$905,427.65	\$1,237,570.24

**Indicates Food Sales through end of closing 7/28/22.*

SUMMER EBTC: 11,754 applications

WINGS Running/Walking Program: 2022 Schedule

WINGS RACE	MONTH	# of PARTICIPANTS
Super Hero 5k / Sallisaw	March 26	503 (150 in person)
CC Camp 5K & Fun Run / Stilwell	April 2	337 (92 in person)
Run for the Berries / Stilwell	May 14	916 (338 in person)
Beat the Heat 5k / Salina	June 4	490 (151 in person)
Huckleberry Run 5k / Jay	July 2	672 (167 in person)
Lake Vian Trail Run / Vian	August 27	
Cherokee Holiday Run / Tahlequah	September 3	
Hornet 5 K & Fun Run / Vinita	September 24	
Kay Lane Run for Wellness 5k / Muskogee	October 1	
Nowata 5k / Nowata	October 15	

Will Rogers Memorial 5k/ Claremore	November 5	
Ugly Christmas Sweater 5k/ Hulbert	December 3	
YTD TOTAL:	Calendar Year	2,918

COVID-19 Response:

Reported data through end of closing on 7/28/22. *COVID-19 Hotline reporting software is not accessible for reporting. Health IT has been working diligently to repair the system.*

MONTH/FY 22	CASE INVESTIGATIONS CONTACT TRACING	DAILY CALLS: CASES/CONTACTS	COVID-19 HOTLINE CALLS
October	687	2,258	870
November	760	4,810	411
December	1,548	8,678	2,352
January	4,775	14,392	9,974
February	1,949	4,248	681
March	341	2,745	626
April	97	249	909
May	194	310	945
June	628	995	427
July	2,024	1,502	***
August			
September			
YTD TOTAL:	13,003	40,187	

Male Seminary Recreation Center:

**Indicates Child Watch closures due to COVID-19 surges.*

MONTH/FY 2022	TOTAL MEMBERS	TOTAL VISITS	GROUP FITNESS	CHILD WATCH
October	9,172	1,774	547	*
November	9,252	2,174	716	*
December	9,306	2,152	651	49
January	9,381	2,586	807	*
February	9,449	2,052	576	*
March	9,569	2,642	685	*
April	9,709	3,707	1,140	151
May	9,790	2,814	947	166
June	9,906	3,652	2,133	445
July	10,099	6,614	1,637	351
August				
September				
YTD TOTAL:	10,099	30,167	9,839	1,162

**MSRC has been closed periodically throughout the year due to COVID-19. *Indicates through end of closing 7/28/22.*

Cooperative Agreements/Grants:

- Centers for Disease Control and Prevention (CDC) Public Health Crisis Response
- CDC Tribal Capacity Supplements: Opioid Misuse, Adverse Childhood Experiences
- CDC Supporting Tribal Public Health Capacity in COVID-19: Accreditation Support
- Health Resources & Services Administration (HRSA) COVID-19 Response
- CDC Youth Risk Behavioral Survey
- CDC Comprehensive Cancer Control Program
- CDC Breast and Cervical Cancer Early Detection Program
- Sub-recipient of Indian Health Service: Special Diabetes Program for Indians: School Health and Diabetes Prevention Project support
- Oklahoma Tobacco Settlement Endowment Trust (TSET)
- CDC Good Health and Wellness (GWIC)
- Native American Research Centers for Health (NARCH) 9, 10, 11, 12
- National Cancer Institute (NCI)- Cancer Tumor Registry (CTR)
- National Institutes of Health (NIH) P-20: Cancer Research
- NIH Rapid Acceleration of Diagnostics Tech (RAD-x)
- USDA Women Infant and Children (WIC)
- USDA Summer Electronic Benefits Transfer for Children (SEBTC)
- NIH P20 HPV: Intervention Research to Improve Native American Health
- CDC Community Health Workers for COVID-19 Response and Resilient Communities
- CDC Closing the Gap with Social Determinants of Health Accelerator Plans
- New Award Submitted for Funding: CDC: Cherokee Tribal Practices for Wellness Indian Country (TPWIC) - pending

Walking/Running Groups:

- July 5- August 27- Armstrong Park (Vian) at 9:00 AM and 6PM
- July 11- August 30- (M Tue) Pryor Recreation Center at 3:00 PM.
- June 21- August 9- Grand Nation (Vinita) at 12:00PM
- July 27- September 14- Cherokee Nation Outpatient Health Center- 11AM

Tobacco Cessation:

- Tobacco cessation classes offered quarterly depending upon referrals.
- 1 on 1 tobacco cessation appointments have been regularly scheduled for patients needing help quitting as well as referral to the Oklahoma Quit Line.
- Upcoming classes: Salina Health Center-Class will begin on 8/15/22@5pm
Pawnee Crabtree - 918-434-8500 ext. 8674 – pawnee-crabtree@cherokee.org

Cessation contacts per county:

- Salina Health Center
 - Emily Mealin - 918-434-8500 ext. 8549 - emily-mealin@cherokee.org
- CooweeScoowee Health Center
 - Julie Miller – 918-316-0223 – Julie-miller@cherokee.org
- Vinita Health Center

- Mandy Russell – 918-373-4337 – Miranda-russell@cherokee.org
- Will Rogers Health Center
 - Tristan Owens – 918-978-9540 – Tristan-owens@cherokee.org
- Wilma P Mankiller Health Center
 - Kasey Maxwell – 918-506-7760 – kasey-maxwell@cherokee.org
- Three Rivers Health Center
 - Jordan Purcell – 918-316-2478 – Jordan-purcell@cherokee.org
- Redbird Smith Health Center
 - Steven Hatcher-918-316-6980- steven-hatcher@cherokee.org

Healthy Native Diabetes Prevention Program (DPP):

- DPP virtual class Sallisaw - 9 participants – monthly meetings –month 8 date: 7/12
 - DPP virtual class Muskogee –3 participants- monthly meetings –month 8 date: 7/13
 - DPP virtual class Tahlequah –4 participants- monthly meetings - month 4 dates: 7/5, 7/12, 7/19/, 7/26.
 - DPP virtual class Salina – 7participants- bi weekly meetings –month 4 dates: 7/1, 7/15, & 7/29
- *New classes dependent on referrals*

Cherokee Nation Health Services School Health Promotion Program:

- 2021-2022 School Health Program requirements have been completed for Spring 2022
- The School Health Program consist of 40 selected schools throughout the Cherokee Nation jurisdiction that partner with the Cherokee Nation Public Health department.
- The partnership between the schools and CN Public Health department work to implement healthy school strategies and education that improve the physical education /physical activity, and nutrition /healthy water access opportunities throughout the schools.
- Funded by Special Diabetes Program for Indians (SDPI) grant

Public Health Educator (PHE) County Activities

- PHEs attended the Results Based Accountability Training on July 12th and 13th.
- PHE (Adair)
 - PHEs working with TSET technical assistance partners to develop a review of survey data collected by the Westville Park Steering Committee. This survey gathered feedback about the parks and open space located in the town of Westville.
 - PHEs in Adair County set up dates and trainings to conduct Tobacco Retail Education Visits on August 4th and 5th.
- PHE (Cherokee)
 - PHEs worked with a course measurer to develop a new 5K route for the Holiday Veterans Run.
- PHE (Sequoyah)
 - PHEs in Sequoyah County are continuing to teach Passport to Manhood class for their Boys and Girls Club.
- PHE (Craig)
 - PHE 7/7/22 met with local TSET coordinator Kelsey Shepard to track a safe walking route on main sidewalks in Vinita (5 miles) & discussed upcoming plans to implement walking & biking lane.
- PHE (Delaware)
 - PHE- 7/21/22 presented healthy snack at Delaware County, Boys and Girls club in (35 Children)

- PHE taught Physical Fitness class for Senior Adults at the Jay Community center Tuesdays and Thursdays at 10:30 am for 6 weeks Started July 19, 2022 (7 participations)

- PHE (Muskogee)

- TRHC PHE-employee garden is operational. Tomatoes, peppers, cucumbers, okra and corn have been planted. Expansion on the garden is ongoing.
- PHE met with representatives from Webbers Falls to discuss our Bike, Walk and Roll to school event on July 11. The event will take place October 5.
- PHE met with community businesses regarding Open Streets Muskogee on July 11. The event will take place September 24.
- PHE assisted with the Webbers Falls Community Farmer's Market on July 16. Brand new and just getting vendors.
- PHE assisted with EODD Mobile Market in Warner/Forum for seniors living in the community on July 14. 350 pounds of produce was provided to families.
- PHE assisted with Shawnee Head Start Mobile Market on July 13. 46 pounds of produce was provided to families.
- PHE assisted with JBR Head Start Mobile Market on July 20. 156 pounds of produce was provided to families.
- PHE assisted with EODD Mobile Market in Taft/Oktaha for seniors living in the community on July 21. 500 pounds of produce was provided to families.

Breast and Cervical Early Detection Program

BCC Screenings*

- Patients Screened for Breast & Cervical Cancer: 120, YTD Patients Served & Screened = 1,354 (July 1, 2021 – July 28, 2022) (**Indicates through end of closing 7/28/22.*)

Cancer Public Education

Education and Awareness Activities:

- Oklahoma Strategic Tribal Alliance Monthly meeting.
- BCC Health Educator delivered 380 Women's Health Planners to 6 locations.

Community Health Workers (Partnership with CN Language)

- 17 Community Health Workers on staff, 2 joining staff in July, 3 vacancies
- 353 Tribal Citizens assisted (travelled 17,589 miles in July)
- Tribal citizens connected to home repair, Housing Dept., emergency utility application, GaDuGi Portal, emergency water and electric reactivation programs, Career Services, Human Services, Water & Sanitation, Health Services, Language Department for (home repair, appliances, & signing up of Cherokee Speakers).
- Upcoming training, August 4th & 5th with State Community Health Worker Coalition in Norman, OK with all of the Community Health Workers and Management Staff.