



GWAJ DBF

CHEROKEE NATION®  
HUMAN SERVICES

TRIBAL COUNCIL  
MONTHLY REPORT

November 2022

## JENNIFER KIRBY

Executive Director

Email: [jennifer-kirby@cherokee.org](mailto:jennifer-kirby@cherokee.org)

Phone: (918) 453-5150

### LEAH DUNCAN

Interim Senior Director of Child Care & Development

Email: [leah-duncan@cherokee.org](mailto:leah-duncan@cherokee.org)

Phone: (918) 453-5045

### BRITTANY DAVIS

Director of Family Assistance

Email: [brittany-denny@cherokee.org](mailto:brittany-denny@cherokee.org)

Phone: (918) 453-5278

### LOU STRETCH

Senior Director of Indian Child Welfare

Email: [lou-stretch@cherokee.org](mailto:lou-stretch@cherokee.org)

Phone: (918) 453-7480

### SARA QUETONE

Program Manager

Email: [sara-quetone@cherokee.org](mailto:sara-quetone@cherokee.org)

Phone: (918) 453-7089

### LINDA VANN

Director of Youth Services & Special Projects

Email: [linda-vann@cherokee.org](mailto:linda-vann@cherokee.org)

Phone: (918) 458-4440

### PENNY NORSEWORTHY

Director of Finance

Email: [penny-norseworthy@cherokee.org](mailto:penny-norseworthy@cherokee.org)

Phone: (918) 453-5375

EMPLOYEES	399.5
VACANCIES	103
VOLUNTEERS	24





GWY. D3P  
**CHEROKEE NATION®**  
**HUMAN SERVICES**  
**TRIBAL COUNCIL MONTHLY REPORT**

## TABLE OF CONTENTS

<b><u>Cherokee First</u></b>	<b><u>4</u></b>
Community Youth .....	4
Community Adult .....	4
<b><u>Child Care &amp; Development</u></b>	<b><u>5 – 6</u></b>
Child Care Development Centers .....	5
Subsidy .....	5
Resource & Referral .....	6
Licensing & Monitoring .....	6
Home Visiting .....	6
<b><u>Family Assistance</u></b>	<b><u>7 – 12</u></b>
Food Distribution .....	7
BIA Social Services .....	8
Burial Assistance .....	8
Elder Services .....	9
LIHEAP & LIHWAP .....	10
NAHASDA .....	11
Tribal Emergency Assistance.....	11
School Clothing Programs .....	12
<b><u>Indian Child Welfare</u></b>	<b><u>13 – 17</u></b>
Programs with Court Interaction .....	13 – 14
Eligibility Notices, Prevention, & Intervention .....	15
Child Protective Services .....	16
Certification & Placement Services .....	17
<b><u>Office of Child Support</u></b>	<b><u>18 – 20</u></b>
<b><u>Youth Services &amp; Special Projects</u></b>	<b><u>21</u></b>
John A. Ketcher Youth Services Center .....	21
MAC (Making a Change) Classes .....	21
Youth Services .....	21

# CHEROKEE FIRST

ADMINISTRATIVE OFFICER – JANELL SMITH

## PROGRAMS:

Community Youth

Community Adult

EMPLOYEES 4

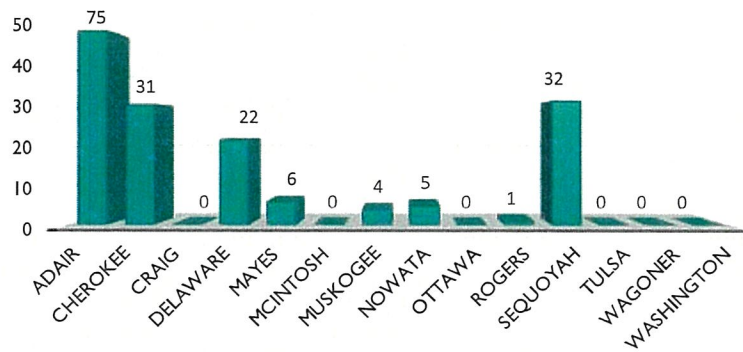
VACANCIES 0

VOLUNTEERS 0

Total Amount Distributed This Month: \$70,000

## Community Youth

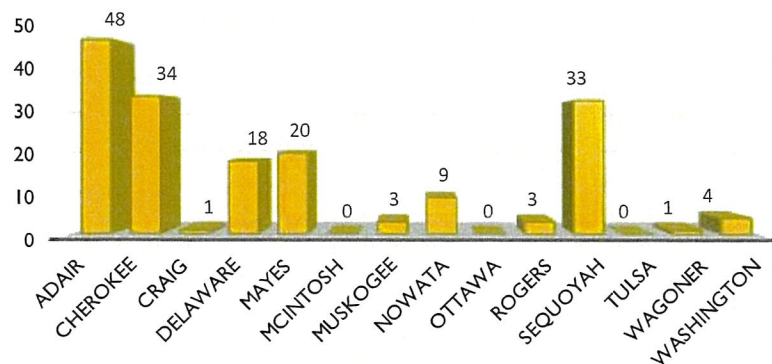
### Community Youth Applications by County



Total Number of Youth Clients: 176

## Community Adult

### Community Adult Applications by County



Total Number of Adult Clients: 174



# CHILD CARE & DEVELOPMENT

INTERIM SENIOR DIRECTOR – LEAH DUNCAN

## PROGRAMS:

Child Care Development Centers

Subsidy

Resource & Referral

Licensing & Monitoring

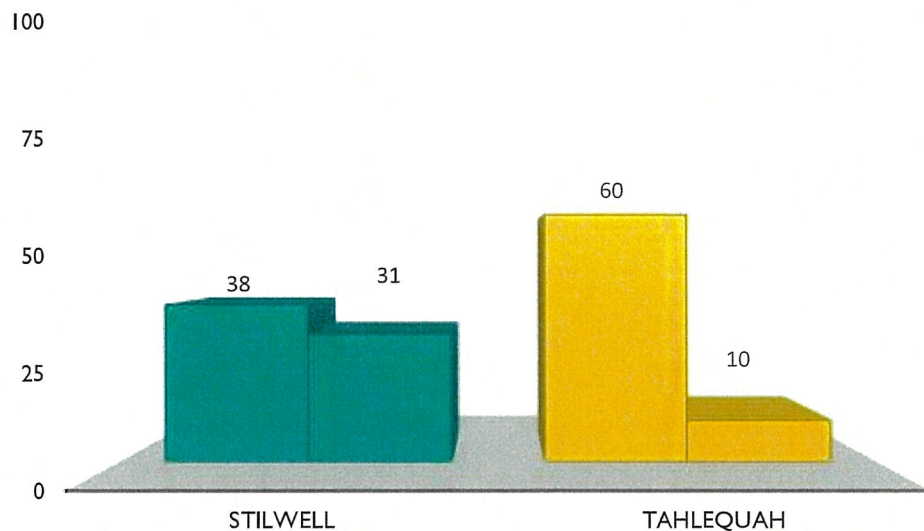
Home Visiting

EMPLOYEES 111

VACANCIES 27

VOLUNTEERS 0

## Child Care Development Centers



## Subsidy

Children Receiving 1,965

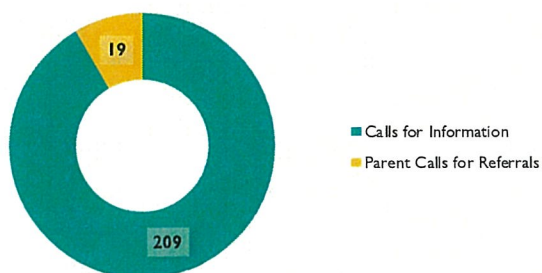
Amount Distributed \$1,004,703

Average Distribution Per Child \$511.30

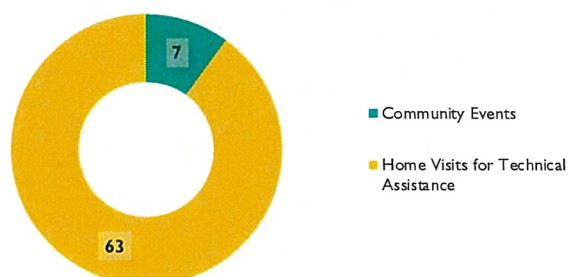
## Resource & Referral

Children Receiving Home Visits	11
Trainings for the Month	10

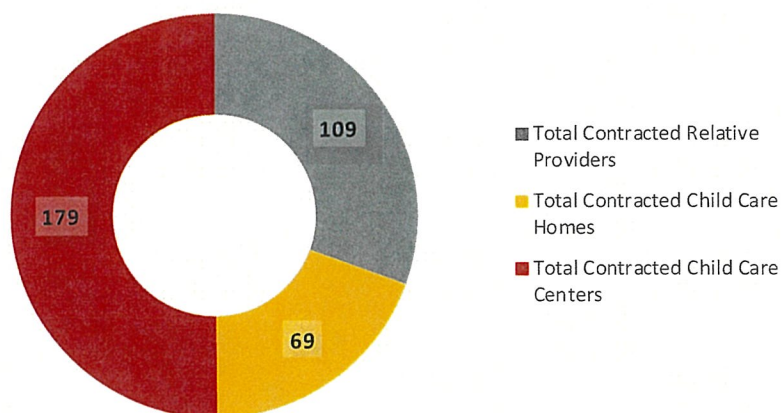
**Calls Received**



**Program Efforts**



## Licensing & Monitoring



## Home Visiting

Home Visits	127
Total Clients	15
New Clients	5
Total Number of Graduates	1
Total Enrolled Overall	15



# FAMILY ASSISTANCE

DIRECTOR – BRITTANY DAVIS

## PROGRAMS:

Food Distribution

BIA Social Services

Burial Assistance

Elder Services

LIHEAP/LIHWAP

NAHASDA

Tribal Emergency Assistance

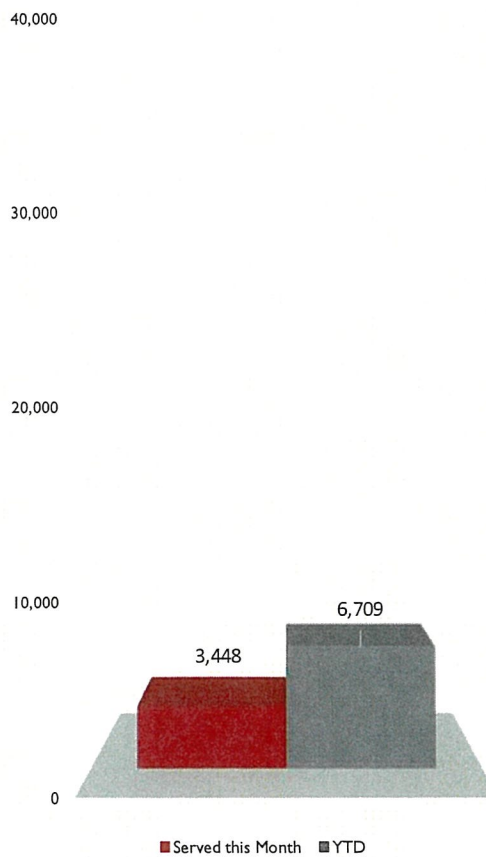
School Clothing Assistance

EMPLOYEES 119

VACANCIES 25

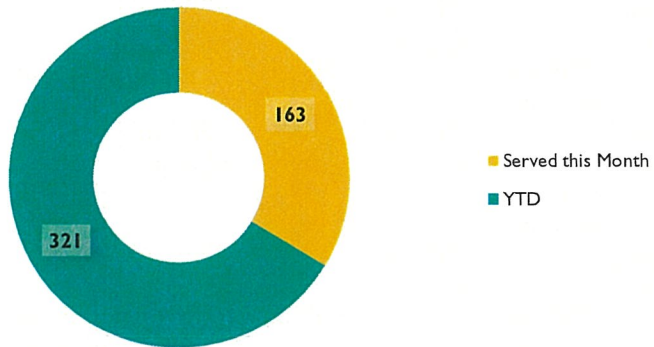
VOLUNTEERS 24

## Food Distribution

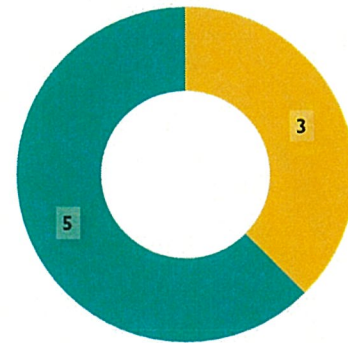


## BIA Social Services

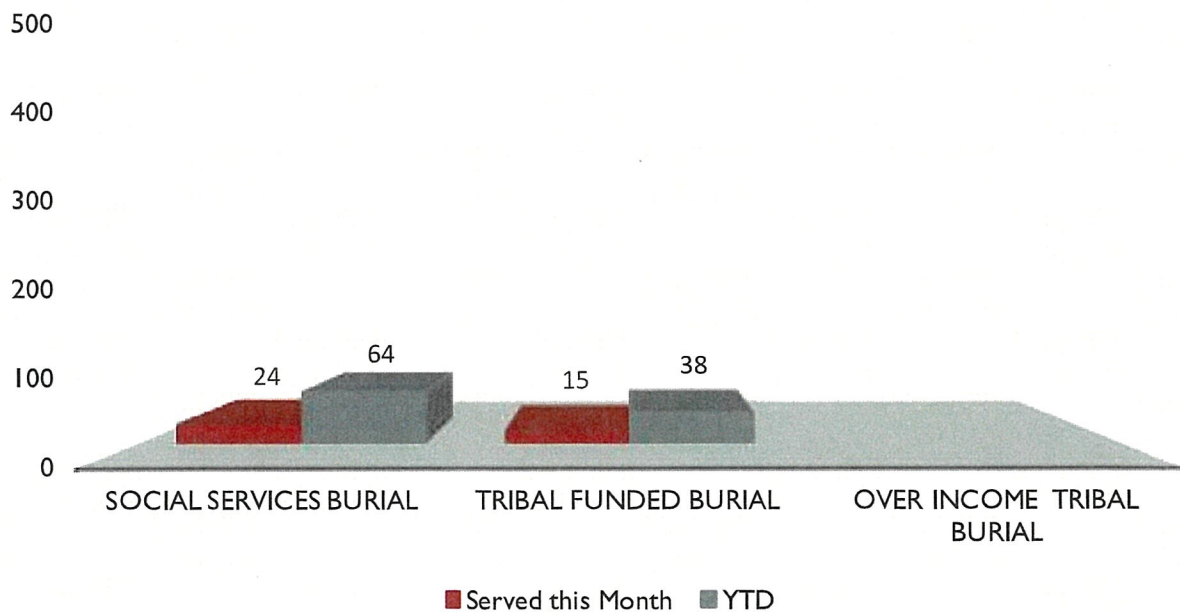
### General Assistance



### Emergency Assistance

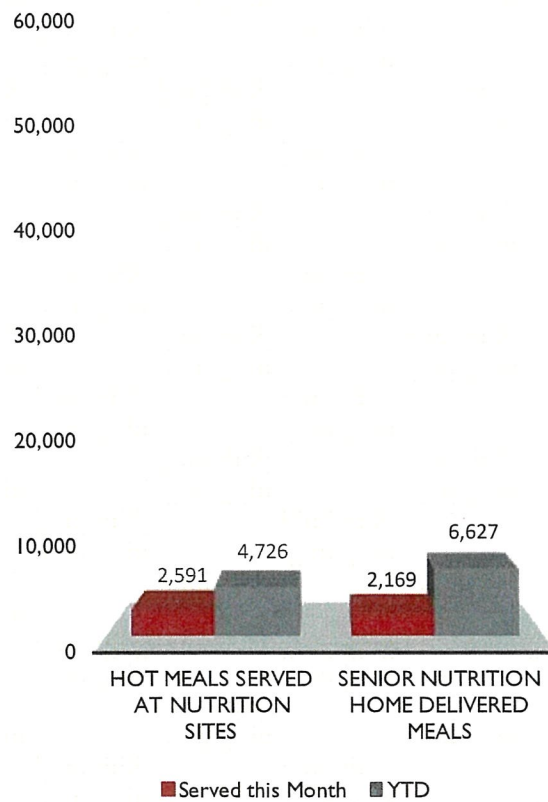
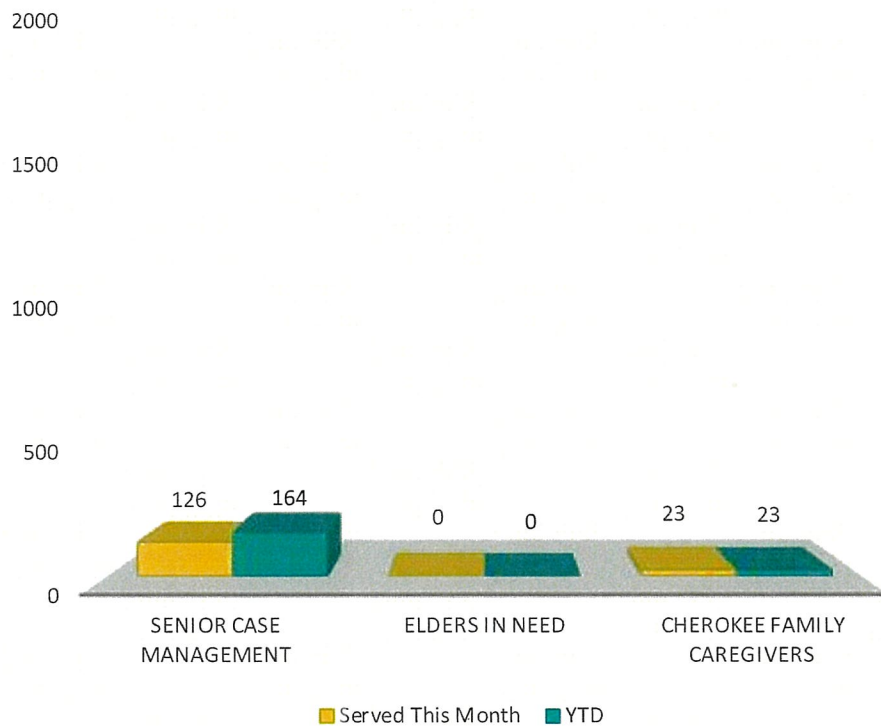


## Burial Assistance

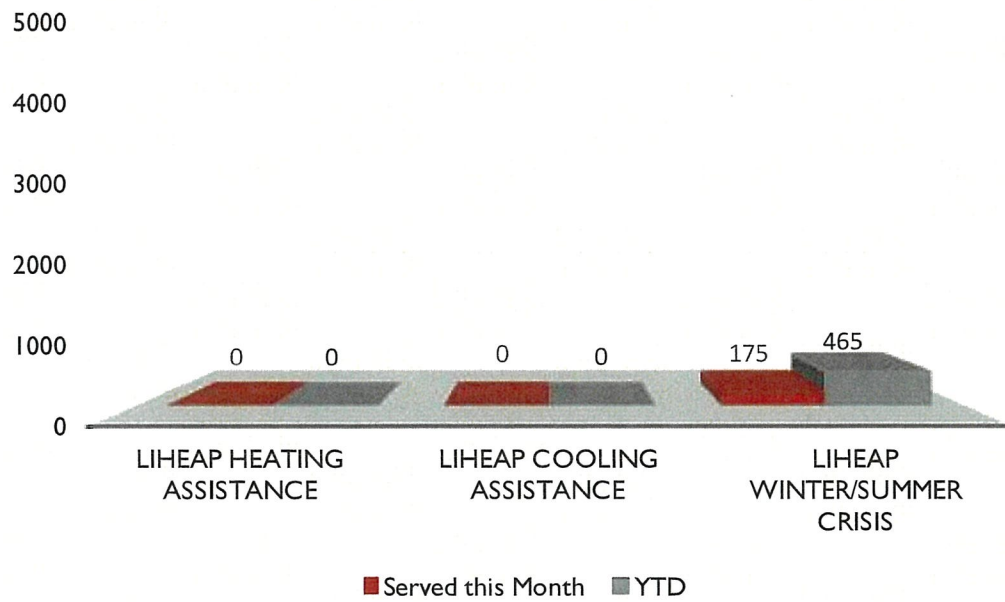





## Elder Services



## LIHEAP

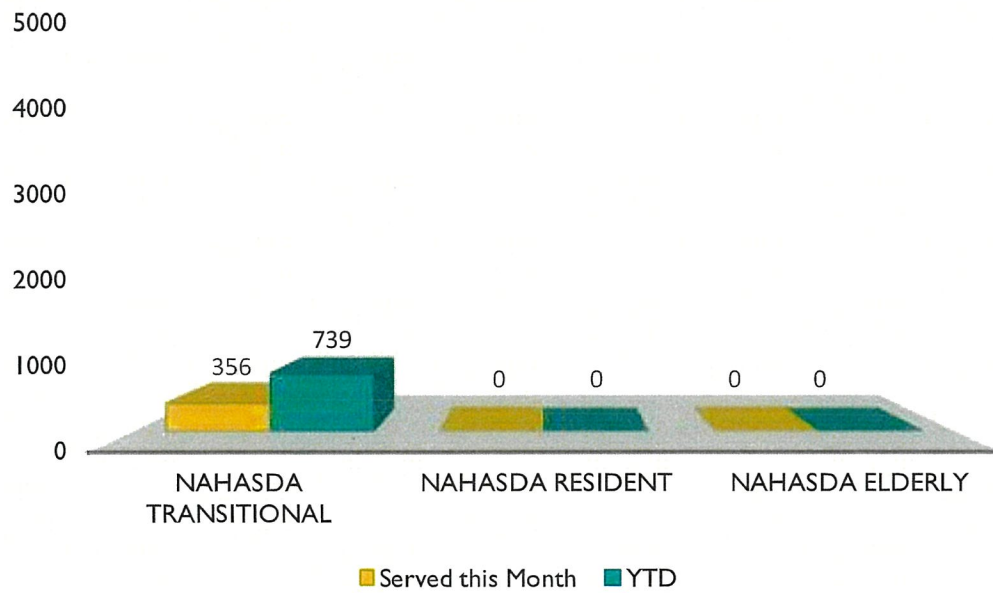


## LIHWAP

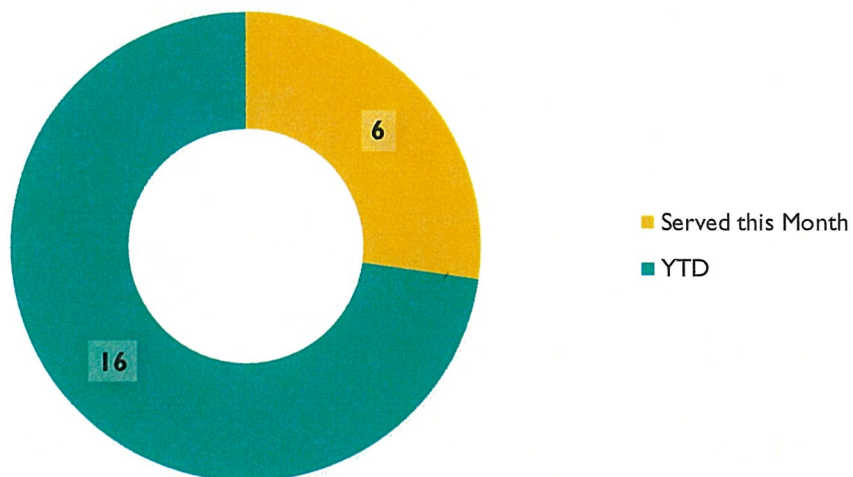




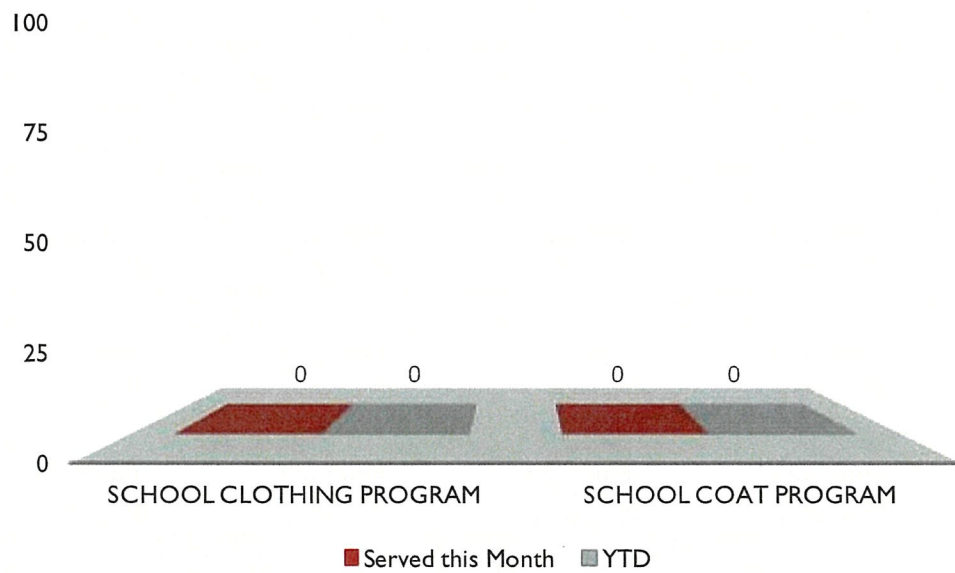
## NAHASDA



## Tribal Emergency Assistance



## School Clothing Assistance





# INDIAN CHILD WELFARE

SENIOR DIRECTOR – LOU STRETCH

## PROGRAMS:

Programs with Court Interaction

Eligibility Notices, Prevention, & Intervention

Child Protective Services

Certification & Placement Services

EMPLOYEES 121

VACANCIES 43

VOLUNTEERS 0

## Programs with Court Interaction

### **OCAPS: Out-Of-District Court Advocacy and Permanency Services**

- Involved in child welfare cases in non-jurisdiction counties in Oklahoma and all 50 states.
- Most work is done telephonically or electronically.
- Emphasis on education about the Indian Child Welfare Act and ensuring States comply with it.

### **SCAPS: State Court Advocacy and Permanency Services**

- Involved in child welfare cases inside the 14 counties of which all or part are within the jurisdiction of the Nation.
- Emphasis on education about the Indian Child Welfare Act and ensuring OKDHS compliance, and sometimes provide Tribal Foster Homes.
- Provides services to the families when OKDHS fails to do so or as an alternative to OK DHS services.

### **TCAPS: Tribal Court Advocacy and Permanency Services**

- Involved in child welfare cases which are wholly under the jurisdiction of the Nation and OKDHS is not involved.
- These cases originate on Indian Country or are transferred in from State district courts. Hearings are held at our Tribal Court House. Tribal Foster Homes are fully utilized.

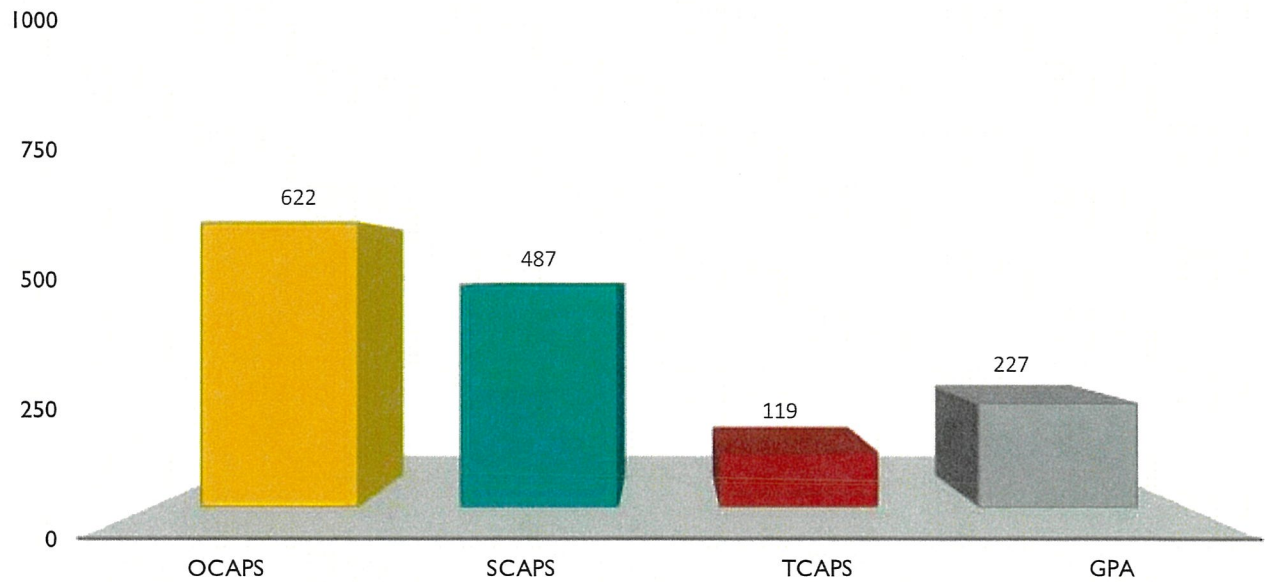
### **GPA: Guardianships and Private Adoptions**

- Involved in civil adoption cases to include voluntary adoption, involuntary adoption and birth parent adoptions.
- Monitors Guardianships and Private Adoptions for compliance with the Indian Child Welfare Act and the best interests of children.
- Serves Cherokee children and their families in Tribal Courts and State Courts throughout the United States.

### **CPS: Child Protective Services**

- Receives referrals involving allegations of maltreatment of Cherokee children.
- Investigates allegations of child maltreatment in Indian Country and co-investigates with DHS in some counties when Cherokee children are involved.

1,455 children with assigned ICW workers

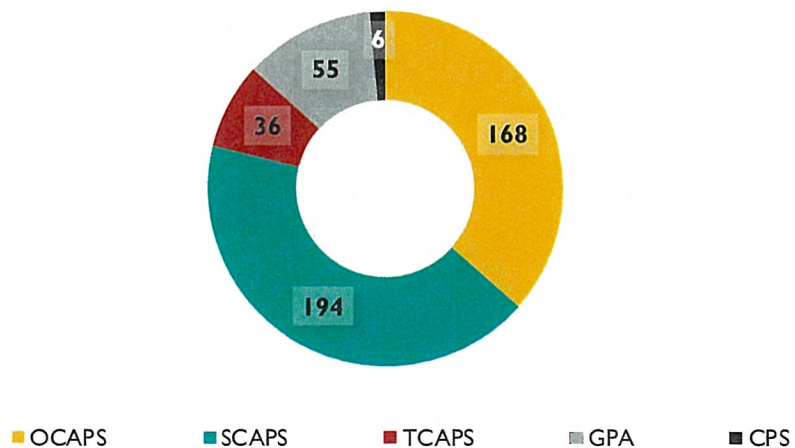


#### In November

Indian Child Welfare workers went to court 459 times on behalf of Cherokee children and families.

Indian Child Welfare staff worked on cases in 30 states.

### Court Appearances





## Eligibility Notices, Prevention, & Intervention

When a county or state's child welfare agency gets involved in the life of a family that they suspect to be Cherokee, they are required by the Indian Child Welfare Act (ICWA) to send notice to the tribe. The tribe must then reply to confirm or deny whether the children are members of (or eligible to become members of) the tribe.

Currently, with 7 case workers processing approximately 200-300 pieces of mail per month, response times may vary due to vacancies and depending on the amount of mail received. The tribe has a goal of responding between 45-60 days.

### In November

Cherokee Nation received:

433 notices involving 738 children from the State of Oklahoma.

851 notices involving 1,393 children from locations outside of Oklahoma.

1,284 notices involving 2,131 children in total.

The average response-to-notice time this month was 15 days.

Indian Child Welfare Family Protection Services Unit (FPS) assists families in need of hands-on training to correct the conditions that lead to children being removed from their home. These services often include completing a 28-week parenting program that discusses topics like discipline, nutrition, budgeting, and housekeeping. We primarily assist all our tribal CAPS cases but can assist in state cases when a request is made. This helps ensure that families have the tools they need to be reunited. We have also added the Triple P Parenting curriculum to our program.

### In November

FPS served 32 children and 19 families.



## Child Protective Services

In November

Child Protective Services (CPS) received 206 referrals of child abuse/neglect.

206 referrals involved 333 children.

0 of the 206 were co-investigated by OKDHS and CPS.

12 of the 206 were investigated by CPS in Indian Country.

206 of the 206 referrals were from within reservation boundaries.

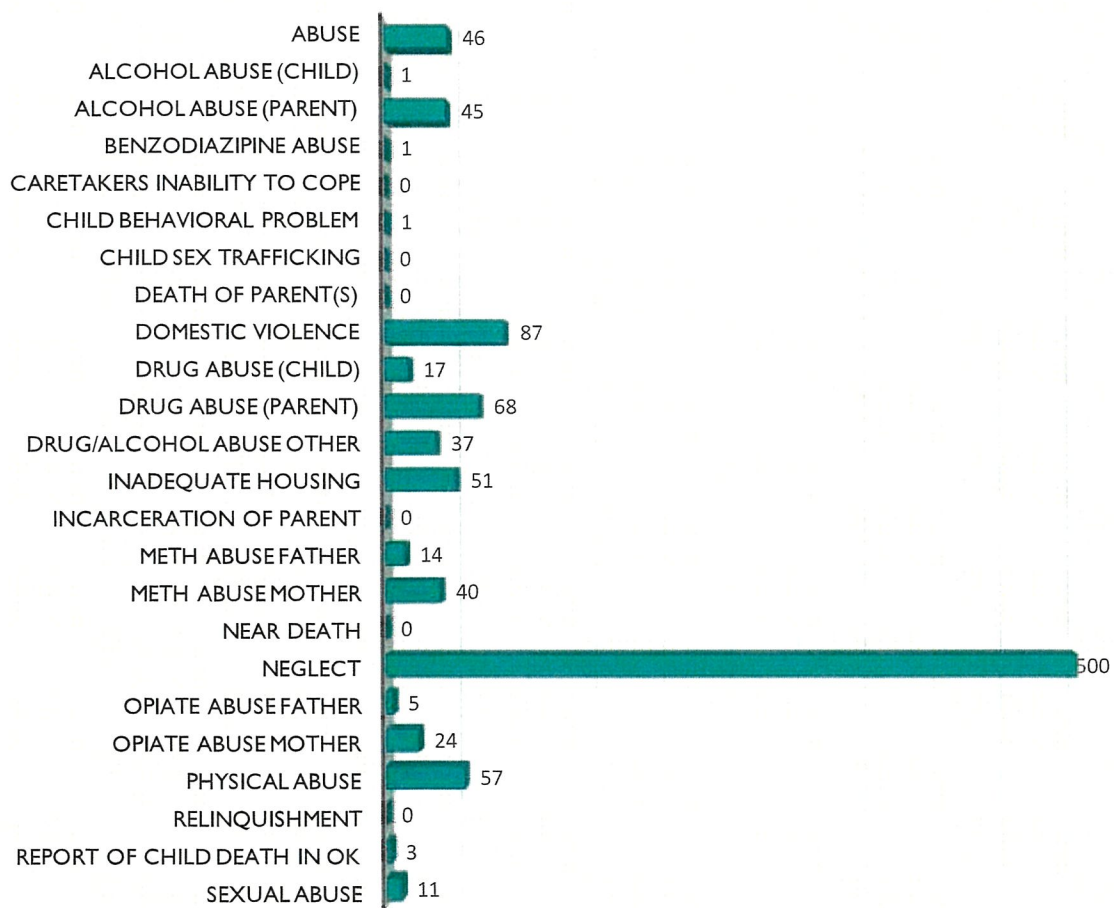
35 of the 206 referrals are those for which ICW is solely responsible.

3 Cherokee child(ren) were removed from tribal land due to confirmed abuse/neglect.

1 child death(s) occurred from within the reservation boundaries.

0 near death(s) occurred from within the reservation boundaries.

### Types of Abuse/Neglect Reported

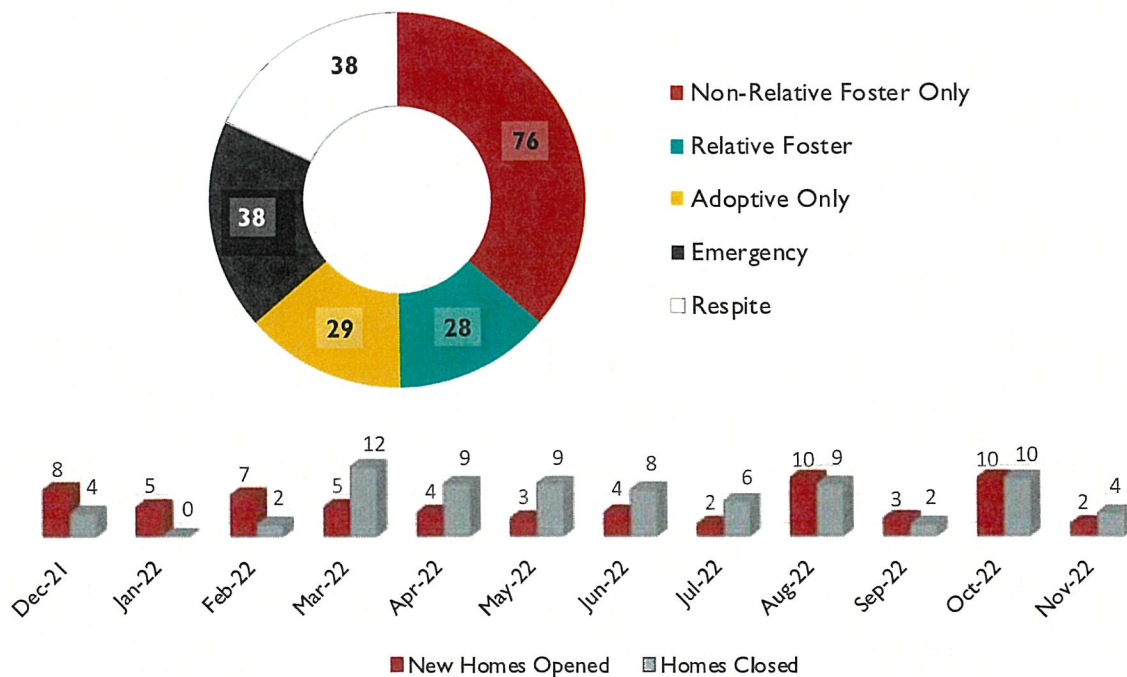


## Certification & Placement Services (Foster & Adoptive Homes)

### Types of Certified Placement Resource Homes

- Non-Relative Foster: Families who are willing to take in children they do not know on a temporary basis, but may last years. These families usually do not adopt children.
- Relative Foster: Families who are related to the children and are fostering them. They do not take in children they are not related to.
- Non-Relative Adoptive: Families who hope to adopt children when the children's parents' rights are terminated. These homes take placements of children who are legally free for adoption.
- Emergency: Homes that take placement on an emergency basis not to exceed 48 hours.
- Respite: Homes that take placement on a temporary basis, not to exceed 10 days.

### Homes by Type





# OFFICE OF CHILD SUPPORT

DIRECTOR – KARA PASQUA

EMPLOYEES 31

VACANCIES 6

VOLUNTEERS 0

Total Client Contacts

3,080

Total Court Hearings

30

Total Actions on CS Cases

34

Total Client Interview Contacts

110

Total Applications Distributed

48

Total Cases Opened

52


Total Referrals for Services

42

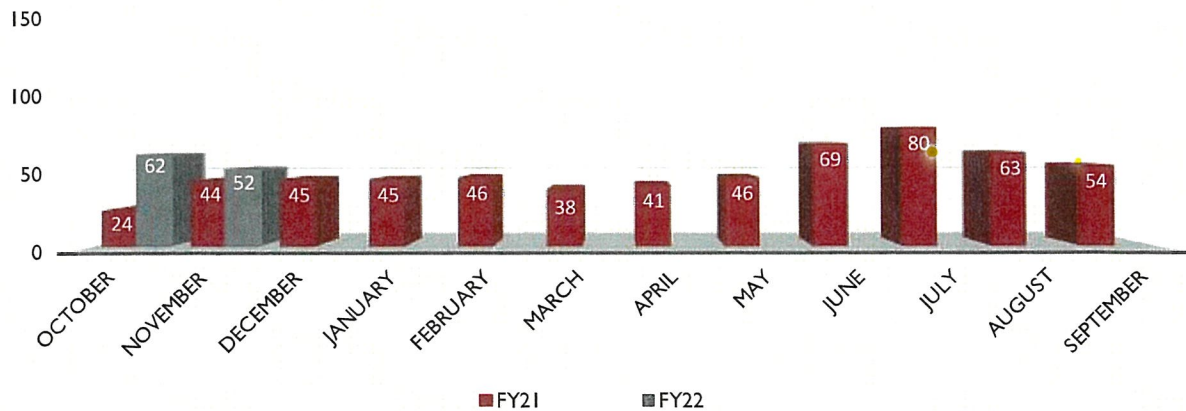
Total Collections for 44866

**\$257,476**

## Total Quarterly Collections

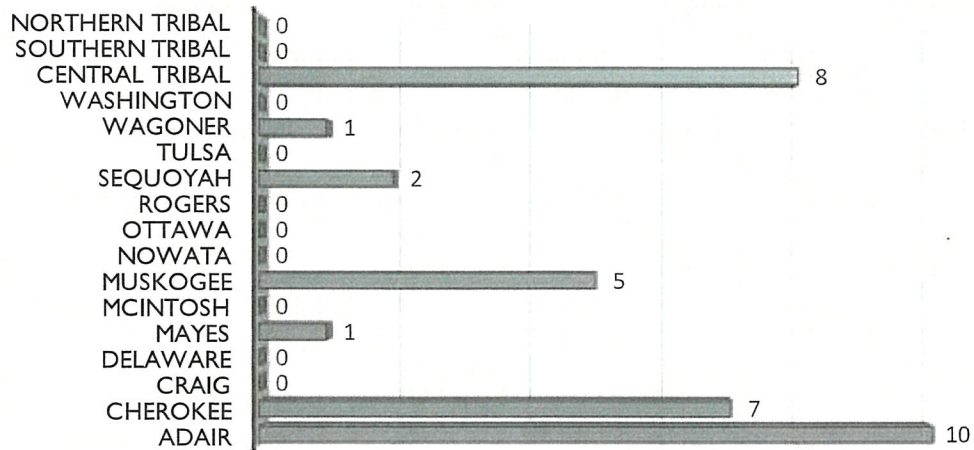


## Total Applications Received






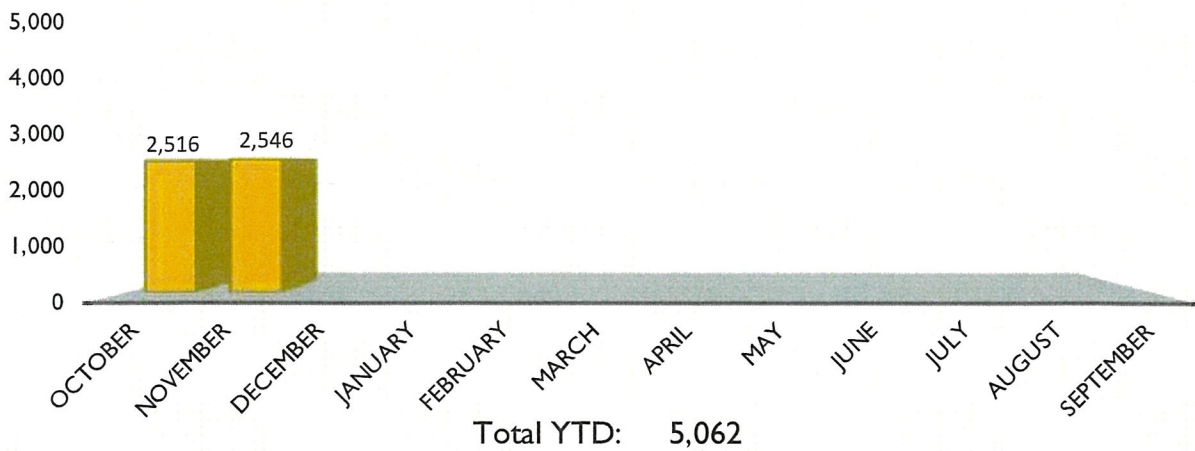
## Court Docket Appearances



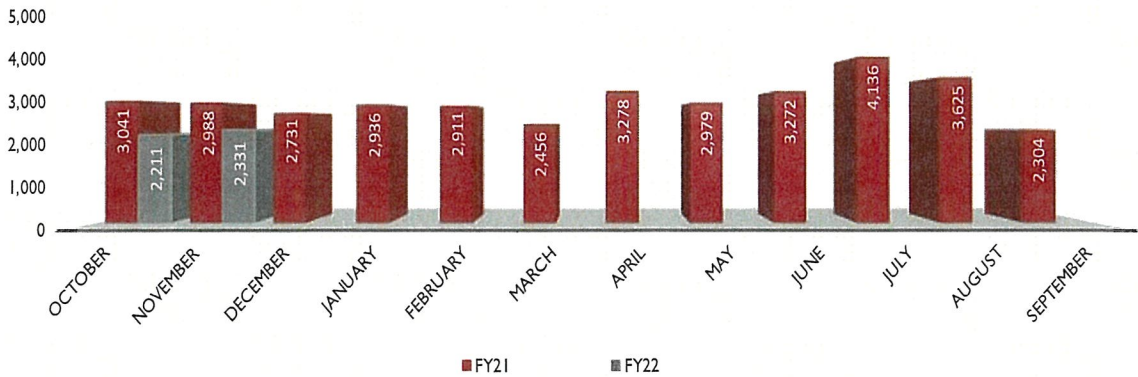
## Case Load by County



## Total Caseload by Month



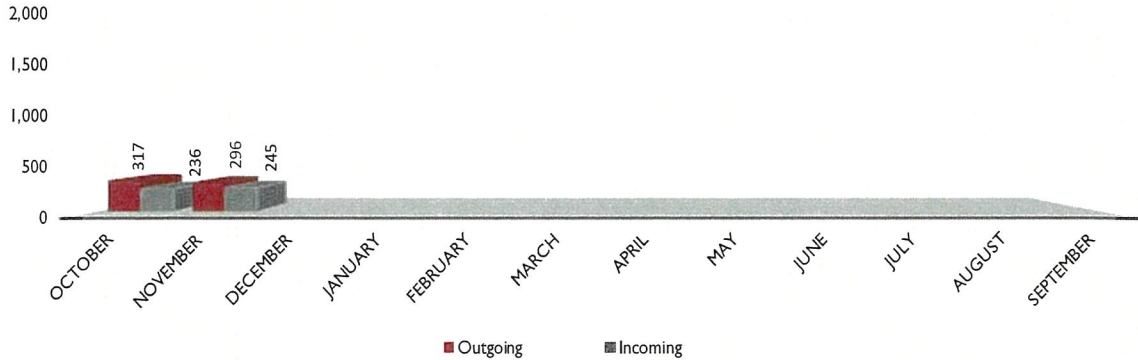
### CNOCSS Website Activity



Total FY21: 36,657

Total FY22: 4,542

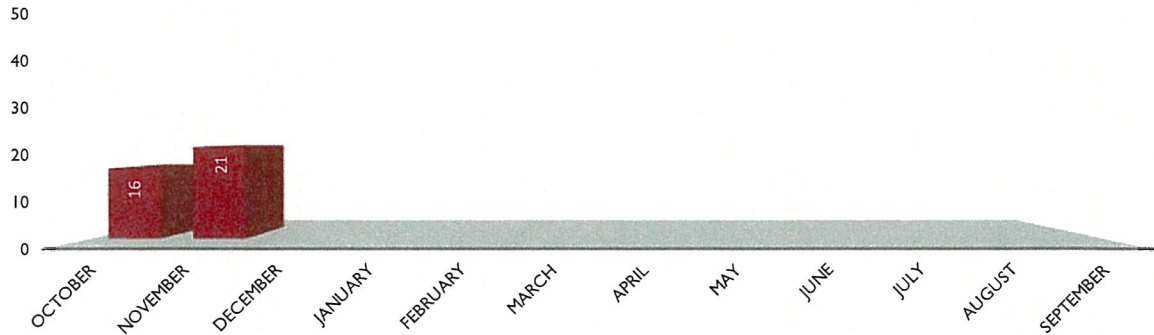
### Text Usage to Communicate with Clients



Total Outgoing YTD: 613

Total Incoming YTD: 481

### New Opt-In to Texts via Website



Total YTD: 37



# YOUTH SERVICES & SPECIAL PROJECTS

DIRECTOR – LINDA VANN

## PROGRAMS:

John A. Ketcher Youth Services Center

MAC (Making a Change)

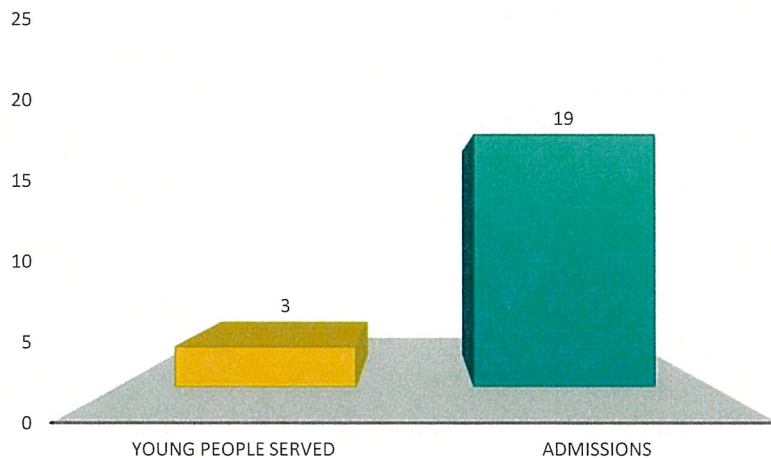
Youth Services

EMPLOYEES 13.5

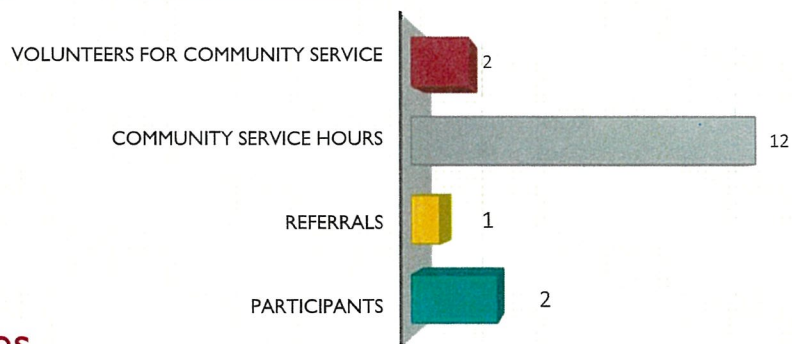
VACANCIES 2

VOLUNTEERS 0

## John A. Ketcher Youth Services Center



## MAC (Making a Change) Classes



## Youth Services

Outreach Client Advocacy/Counseling

Total Clients Served

25

Total Community Events & Presentations

0

Participants in Presentations

0



# CHEROKEE NATION TRIBAL COUNCIL

## COMMUNITY SERVICES COMMITTEE REPORT

**Group:** Transportation & Infrastructure      **Month/Year of Report:** January 2023 (Data for November 2022 Activities)

**Executive Director:** Michael Lynn      **Phone:** 453-5396      **E-mail:** michael-lynn@cherokee.org

### I. Budget Highlights

None this month.

### II. Program Highlights

#### a.) Balanced Scorecard Measures

- 48 new water & septic installs
- 21 water & septic repairs
- 50 water analyses performed
- 31 site evaluations
- 22 soil tests
- 69 food handlers trained
- 79 facility inspections, technical assistance and investigations

#### • Accomplishments

Ironside water system improvements project (Craig Co) substantially complete.

Opened bids for Pettit Mountain water system improvements project (Cherokee Co)

Opened bids for Marble City sanitary sewer system improvements project (Sequoyah Co)

Awarded Chewey WL Extension project (Adair Co)

Replaced Greasy Creek crossing for Cherry Tree RWD (Adair Co)

Held kickoff meeting with 120Water for lead service line inventory pilot project.

Provided technical assistance to Human Services and Commerce with domestic violence victim housing project.

Attended Department of Transportation and Infrastructure Staff Development Day.

Completed Mankiller-Soap system evaluations for Wagoner Co RWD # 9 (water) and Chelsea EDA (water and wastewater)

Attended meeting in Bernice for Oak Ridge Estates water system (Delaware Co).

#### • Future Plans

Assist communities in finalizing OWRB ARPA funding applications and awards.

## **CHEROKEE NATION TRIBAL COUNCIL**

### **COMMUNITY SERVICES COMMITTEE REPORT**

Continue with data collection efforts and system evaluations under the Mankiller-Soap Water Act.

Finalizing infrastructure for public parks restroom project in CN Council D-11.

Initial conversations with Oaks, Kenwood, Marble City and Cherry Tree about possible wastewater operations and maintenance regionalization study.

Preparing to bid on a remodel of additional office space for the OEH&E program.



**New Chemical Feed Building – Locust Grove Water Treatment Plant**



**CHEROKEE NATION TRIBAL COUNCIL  
COMMUNITY SERVICES COMMITTEE REPORT**



**New Filters Locust Grove Water Treatment Plant**



**Water system improvements – Ironside Water District Craig Co.**



**CHEROKEE NATION TRIBAL COUNCIL**  
**COMMUNITY SERVICES COMMITTEE REPORT**



**Indian Meadow Sanitary Sewer Improvements – Tahlequah Public Works**



**Indian Meadow Sanitary Sewer Improvements – Tahlequah Public Works**



**CHEROKEE NATION TRIBAL COUNCIL  
COMMUNITY SERVICES COMMITTEE REPORT**



**Greasy Creek crossing replacement – Cherry Tree RWD Adair Co.**



**MOU Signing with Town of Gans for water improvement project (\$500,000)**



## CHEROKEE NATION TRIBAL COUNCIL COMMUNITY SERVICES COMMITTEE REPORT



**MOU Signing with Town of Roland for water improvement project (\$500,000)**

OFFICE OF ENVIRONMENTAL HEALTH

Director: Billy Hix

Phone: 453-5126

PERFORMANCE: NOVEMBER 2022

DISTRICT # & COUNTY	FACILITY DATA SYSTEM			Food Handlers Trng	INDOOR AIR QUALITY Sampling/TA	Water Test Completed BACT/Chemical	Primary Drinking Water Standards Violations	Well Assessments	Site Evals	Perc Tests	Soil Profiles	
	Inspections - Referrals	Investigations - Complaints	Technical Assistance									
1, 2 & 3 Cherokee/Wagoner	6		26	24		BT 3/Chem 8	7		6		4	
4 - Muskogee/McIntosh	1		4			BT 1/Chem 1	1		3		1	
5 & 6 Sequoyah	1		4						5		3	
7 & 8 Adair	12		3	8		Chem 2	6		2		2	
9 & 10 Delaware/Ottawa			5			BT 10/Chem 13	4		6		4	
11 - Craig			2						2		1	
12 - Nowata/Washington	2										1	
13 - Tulsa		2	3	37		BT 1/Chem 1			1		1	
14 - Rogers	2		4						3		2	
15 - Mayes			2			BT 5/Chem 5	5		3		3	
	24	2	53	69	0	50	23	0	31	0	22	Reduce # of Priority Violations
YEAR TO DATE		177		135	1	90	23	2	54	47		4
ANNUAL GOAL		800		850				50	220	220		8
% COMPLETE		22%		16%				4%	25%	8%		100
												8%

HIGHLIGHTS:

**Training** - Tecta Bacteria Analyzer Training - OEH

**Meetings** - Community Health Outreach & System Engagement Workgroup - Zoom

**Misc.** - Cherokee County Rabies Clinic - 218 vaccinations

PROGRAM DESCRIPTION:

This office helps to ensure that tribal facilities are operated in a safe and sanitary manner and provides Tribal members with services and information to lead environmentally healthy lifestyles through inspections and investigations related to food, vectors, water and waste water. This office further provides food service training for certification, environmental disease prevention training, injury prevention intervention, water sampling, and indoor air quality investigations.



Engineering Project Report  
November 2022

Project Name	Project #	Project Type	System	County	Council District	Total Project Cost	# Tribal Homes	Project Status
Pine Ridge WL Ext	OK18V31	Water	Cheorkee RWD #3	Cherokee	2	\$119,000.00	7	Closed
Cherry Tree Wastewater Force Main to Stilwell	OK18V44	Sewer	Cherry Tree	Adair	7,8	\$1,172,000.00	68	Row/Permitting
Blue Bird Dr. WLX	OK19V56	Water	TPWA	Cherokee	3	\$55,000.00	4	Row/Permitting
Transmission/System Rehabilitation	OK19V72	Water	Iron Side Water Dist.	Craig	11	\$714,000.00	64	Under Construction
North Bryant Rd	OK19V79	Water	Cherokee RWD #3	Cherokee	1	\$40,000.00	2	Eng. Design/Nepa
West Grandview Rd	OK19V81	Water	Cherokee RWD #3	Cherokee	1	\$192,500.00	10	Eng. Design/Nepa
West 750 Rd	OK19V82	Water	Cherokee RWD #3	Cherokee	1	\$184,500.00	8	Eng. Design/Nepa
Tenkiller Utility Authority	OK19V89	Water	Tenkiller Utility Auth	Cherokee	1,2,15	\$11,545,000.00	1678	Row/Permitting
WW System Rehabilitation	OK19V90	Sewer	Inola PWA	Rogers	15	\$5,128,000.00	91	Post Construction
Sewer System Upgrade	OK19V91	Sewer	Braggs PWA	Muskogee	4	\$2,138,000.00	45	Post Construction
WTP Improvements	OK19V94	Water	Locust Grove PWA	Mayes	9,15	\$10,877,539.00	307	Under Construction
Indian Meadows SS	OK19W00	Sewer	TPWA	Cherokee	3	\$1,355,000.00	118	Under Construction
Kenwood Sewer Lagoon Rehab	OK20W13	Sewer	Kenwood Water Dist	Delaware	9	\$1,032,000.00	24	Eng. Design/Nepa
Raw Water Intake	OK20W23	Water	Nowata Municipal Auth	Nowata	12	\$201,000.00	469	Eng. Design/Nepa
Sewer System Rehab	OK21W67	Sewer	Colcord PWA	Delaware	9	\$504,000.00	81	Funded
Water System Improvements	OK2203I	Water	Cherry Tree	Adair	7,8	\$5,821,000.00	838	Eng. Design/Nepa
WWTP Improvements	OK2209I	Sewer	Chelsea Economic Dev Auth	Rogers	14	\$3,174,800.00	193	Bidding/Contracting
4640 Rd Water Line Replacement	OK2232I	Water	Adair RWD #2	Adair	7	\$326,000.00	12	Eng. Design/Nepa
Chewey WL Extension	OK2243I	Water	South Delaware Co RWA	Adair	7,8	\$1,400,000.00	23	Bidding/Contracting
Lagoon Rehabilitation/Sewer Sys. Improvements	OK22W90	Sewer	Marble City	Sequoyah	5	\$2,183,619.00	73	Eng. Design/Nepa
Cherokee #1/Muskogee #7 Connection	FRF	Water	Cherokee RWD #1	Cherokee	1	\$800,000.00	170	Row/Permitting
Water System Improvements	FRF	Water	Nowata Municipal Auth	Nowata	12	\$3,147,000.00	469	Eng. Design/Nepa
Water Storage Tank	FRF	Water	Delaware #1	Delaware	9	\$500,000.00	123	Eng. Design/Nepa
Water System Improvements	FRF	Water	Lenapah PWA	Nowata	11	\$700,000.00	41	Eng. Design/Nepa
Kenwood Water System Improvements	FRF	Water	Kenwood Water Dist	Delaware	9	\$1,500,000.00	174	Pre-Engineering
Stilwell Flow Equalization Basin	FRF	Sewer	Stilwell Area Dev. Auth.	Adair	7,8	\$2,975,000.00	675	Bidding/Contracting
Wauhatchie Water Line Extension	FRF	Water	Adair RWD #2	Adair	7	\$750,000.00	76	Eng. Design/Nepa
Snake Creek / Iron Post Water Line	FRF	Water	Locust Grove PWA	Mayes	9	\$7,000,000.00	98	Eng. Design/Nepa
Water System Improvements	FRF	Water	Salina PWA	Mayes	9,10,15	\$3,121,000.00	126	Eng. Design/Nepa
WTP and Raw Water Intake Improvements	FRF	Water	Stilwell Area Dev. Auth.	Adair	7,8	\$19,305,000.00	958	Eng. Design/Nepa
Water Sewer Upgrades	FRF	Water/Sewer	Town of Collinsville	Tulsa	13,14	\$18,060,000.00	650	Pre-Engineering
Water System Improvements	FRF	Water	Pettit Mountain Water Assoc.	Cherokee	3	\$760,000.00	16	Eng. Design/Nepa
Raw Water Intake Pumps	Tribal	Water	South Delaware Co RWA	Delaware	7,8,9	\$363,100.00	480	Bidding/Contracting
Woodcrest Sewer Line Ext.	Tribal	Sewer	Town of Catoosa	Rogers	13	\$825,000.00	30	Eng. Design/Nepa
Total						\$108,271,058.00	8375	

# Service Spotlight

---

This newsletter is intended to provide a spotlight on a service recently provided through the Cherokee Nation Engineering & Sanitation Facilities Construction program.

---

Ms. Farris is a citizen of the Choctaw Nation of Oklahoma. She purchased a new mobile home and placed it on 5 acres between Nowata and Bartlesville in Nowata County, OK. The home required a new septic system with 416 feet of infiltrator chambers and a connection to the Elm Bend Water District. OK Septic Bros was given a purchase order on November 4, 2022 and services were installed on November 29, 2022.

This site was atypical for us as the soil was conducive for a conventional septic system and there was no rock encountered during construction, which kept costs below average.



---

**Applicant:**

Kobee Farris

---

**Funding Source:**

I.H.S. Regular Scattered Project  
OK22F57

**Total Cost of Service:**

\$11,316.58

**Mitigating factors/challenges overcome:**

**CN Council District**

District 12





**CHEROKEE NATION TRIBAL COUNCIL**  
**DEPARTMENT OF TRANSPORTATION & INFRASTRUCTURE COMMITTEE REPORT**

**Group:** Department of Transportation & Infrastructure **Month/Year of Report:** Jan 2023

**Executive Director:** Michael Lynn **Phone:** 918-453-5396 **E-mail:** Michael-Lynn@cherokee.org

**Comments:**

The CNDOT participated in the December Veterans Food Outreach. Seven volunteers were present with a combined total of 28 hours.

**ADAIR COUNTY PROJECTS:**

1. Dahlenegah South Road (TCM Dist. 7) – Bid was awarded to APAC-Central with a bid of \$7,450,450.00 with a project end date of March 31, 2024. Pre-Construction meeting was held on December 13, 2022. Anticipated start date is January 15, 2023.

**CHEROKEE COUNTY PROJECTS:**

1. Northeast Fort Gibson Phase II (TCM Dist. 1 & 4) – Estimated project cost is \$4,288,414 – H&G Paving Contractors, Inc. was awarded the project for \$2,840,987.40 with a construction ending date of December 3, 2022. Construction is 35.5 % complete Liquidated Damages began December 4<sup>th</sup>. Working on drainage structures, subgrade and Aggregate Base.
2. Hulbert Lost City Road (TCM Dist. 1) – Estimated project cost is \$7,094,832. The project is 100% complete. Waiting on final payment.
3. Mud Valley Road (TCM Dist. 1 & 3) – Estimated project cost is \$14,320,000. NOPFA, Cherokee County RWD 3, Cherokee County RWD 11, LREC, LRTC, and HPWA have begun relocating their existing facilities. Paragon Contractors, LLC. has been awarded this project for a construction cost of \$13,345,543.00. This is the highest construction bid CNDOT has done to date.
4. Indian Road – Cherokee and Sequoyah County - Advertised on December 8, 2022. Pre-Bid was on December 15, 2022. Bid Opening will be January 5, 2023.

**CRAIG COUNTY PROJECTS:**

1. NS 4410 Road, Will Rogers Turnpike Bridge (TCM Dist. 11) – Estimated project cost is \$5,597,000. Craig County RWD 2 has completed their relocation and is finalizing the final reimbursement application. City of Vinita is working to resolve a leak that was detected and is finalizing their final reimbursement request. Sherwood Construction was awarded this project for \$8,671,082.94. Construction began on September 6, 2022.

**MAYES COUNTY PROJECTS:**

1. Chimney Rock Hollow (TCM Dist. 9) – Estimated project cost is \$8,685,924.

**CHEROKEE NATION TRIBAL COUNCIL**  
**DEPARTMENT OF TRANSPORTATION & INFRASTRUCTURE COMMITTEE REPORT**

The project was completed September 23, 2022. A final inspection was held October 5, 2022. Final payment is \$566,128.49 with a project total of \$7,351,057.30. This price increase is due to the asphalt index and fuel adjustment.

**SEQUOYAH COUNTY PROJECTS:**

1. Dwight Mission Road (TCM Dist 5) – Estimated project cost is \$10,263,728. This is a cooperative project between ODOT, Sequoyah County and CNDOT. This project is approximately 95% complete. Project is in Liquidated Damages and awaiting completion. No change

**CHEROKEE TRANSIT SYSTEM:**

Ridership on all routes for the month of November 2022 are:

1. Sallisaw to Tahlequah – 74 rides
2. Pryor to Catoosa – 140 rides
3. Salina to Catoosa – 109 rides
4. Stilwell to Tahlequah – 44 rides
5. Muskogee to Tahlequah – 63 rides
6. Tahlequah to Chouteau/Pryor – 116 rides
7. Tahlequah to Catoosa – 89 rides
8. Stilwell to West Siloam Springs – 36 rides
9. Individual Demand Response Trips: 7,759

Total Rides: 8,430

Note: Ridership reports run 2 months behind.

ᏍᏉᏃ ᏃᏆᏞ  
CHEROKEE NATION®

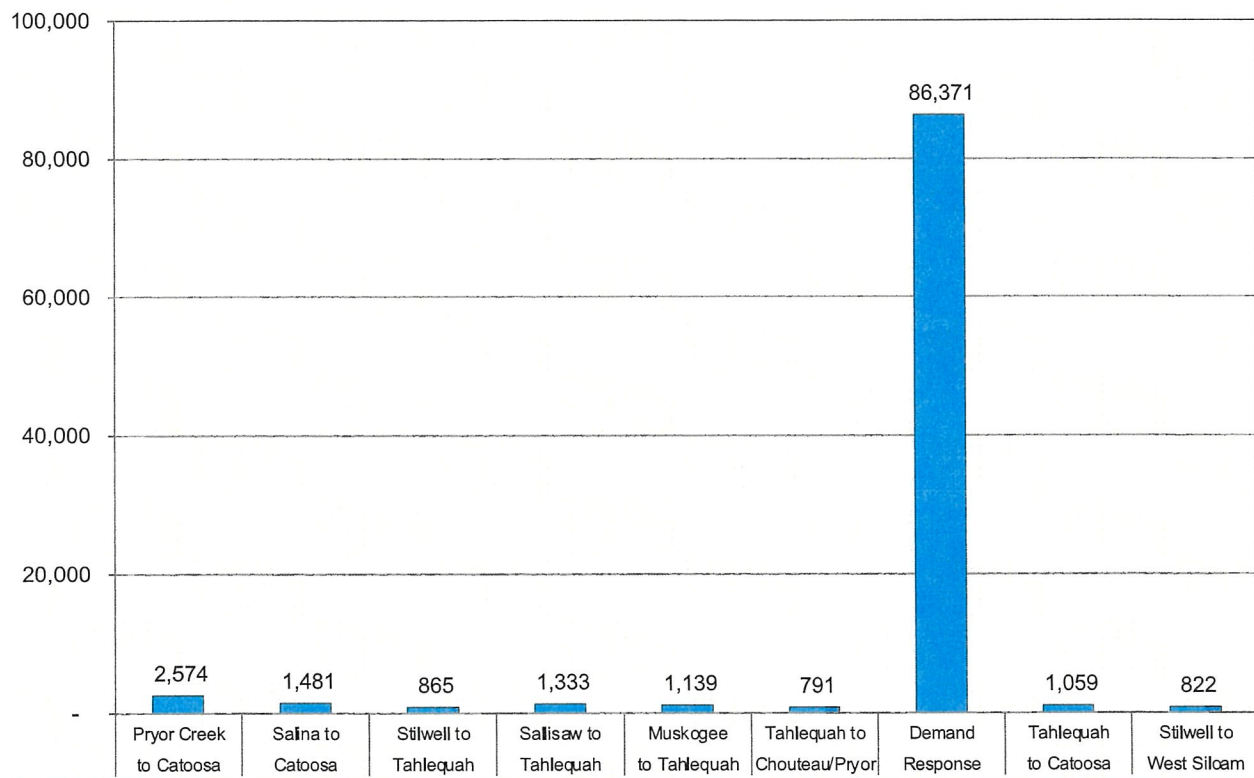


# Cherokee Nation Transit

Ridership Update – December 2022



## Cherokee Nation Transit - 96,435 Rides YTD



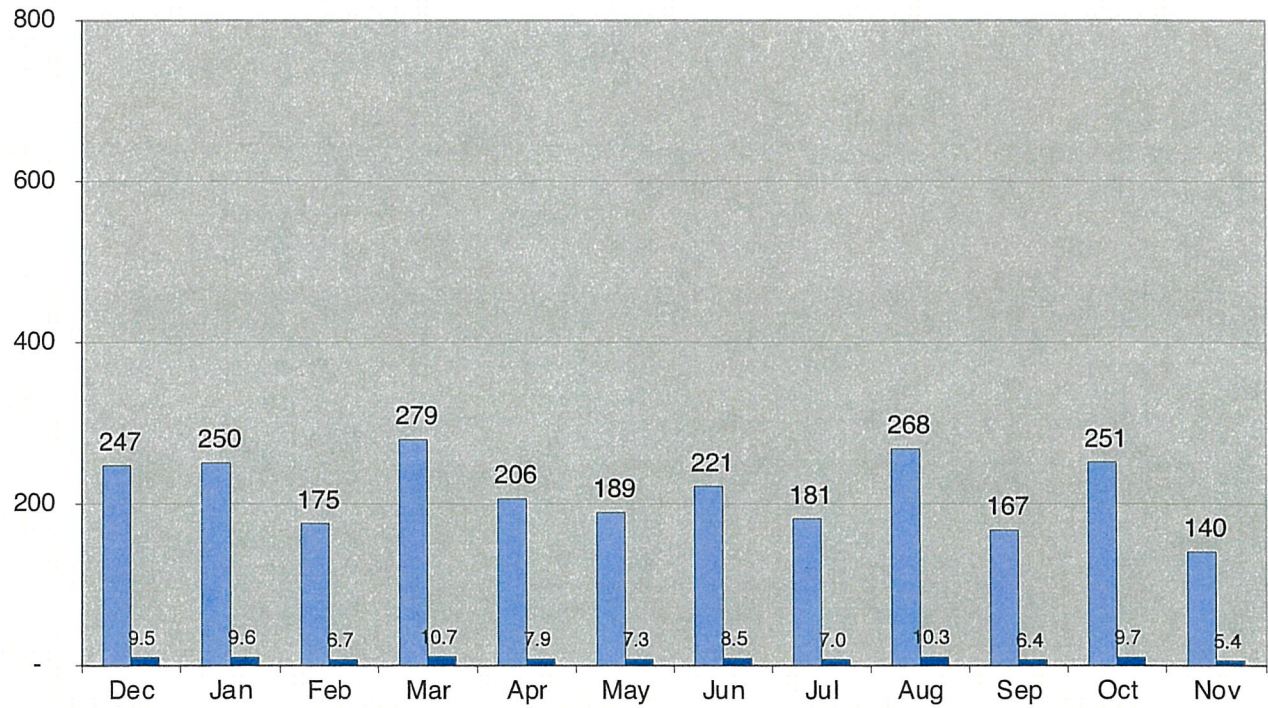
## November 2022 Route Performance

Route	Number of Rides
Pryor Creek to Catoosa	140
Salina to Catoosa	109
Stilwell to Tahlequah	44
Sallisaw to Tahlequah	74
Muskogee to Tahlequah	63
Tahlequah to Chouteau/Pryor	116
Tahlequah to Catoosa	89
Stilwell to West Siloam Springs	36
Individual Demand Response Trips	7,759
Grand Total	8,430



## Pryor Creek to Catoosa Monthly Ridership - 2021/2022

■ Total Number of Rides ■ Average Number of Rides Per Day



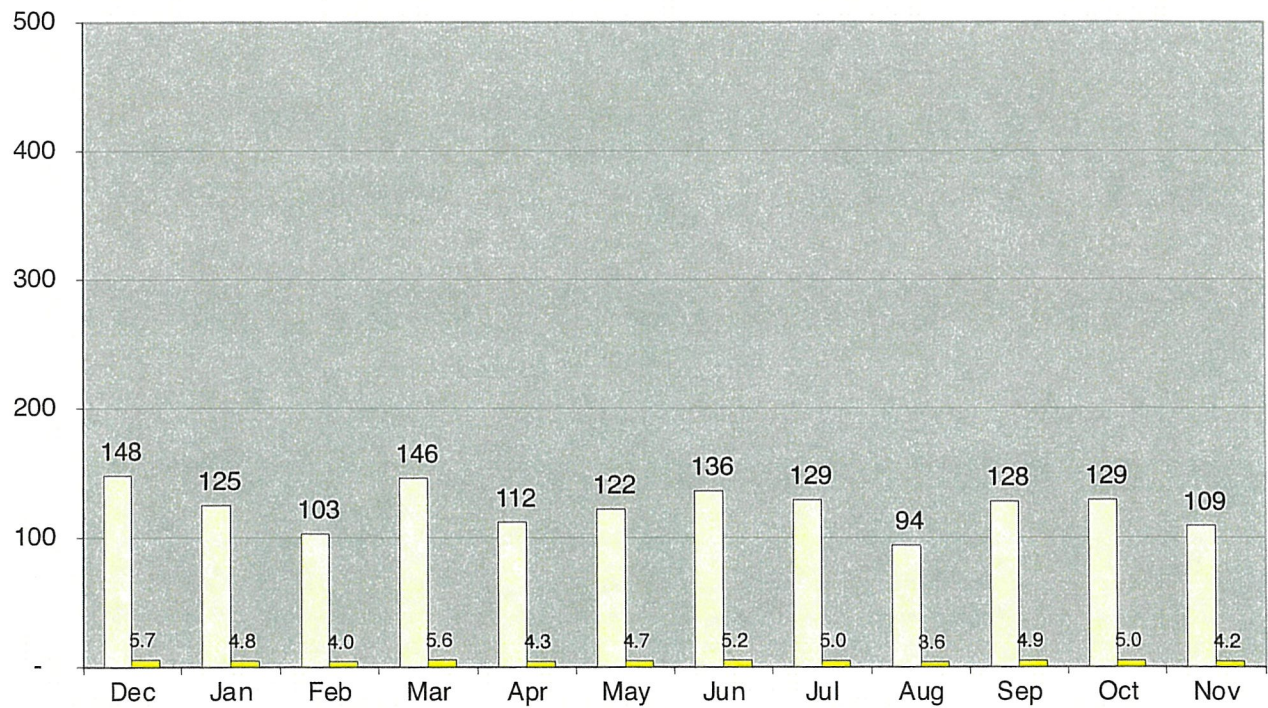
GWJ& D3P  
CHEROKEE NATION®

4



## Salina to Catoosa Monthly Ridership - 2021/2022

□ Total Number of Rides    ■ Average Number of Rides Per Day



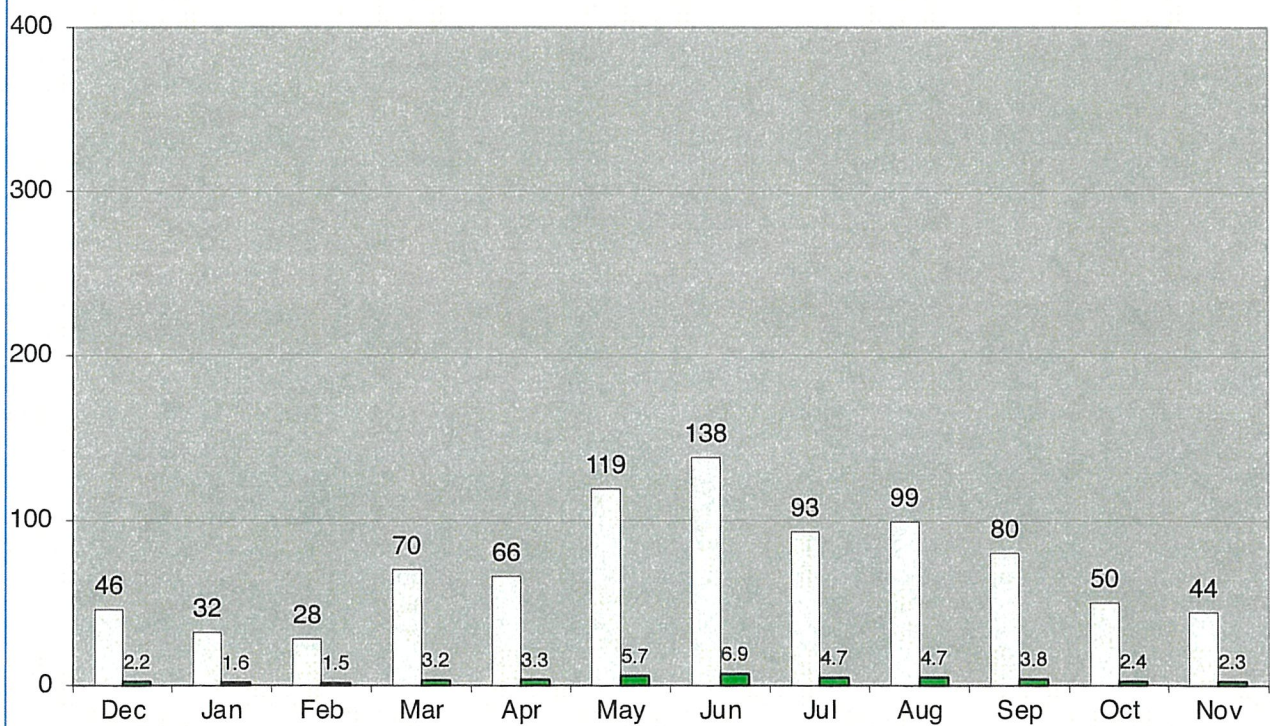
GWJ& D&P  
CHEROKEE NATION®

5



## Stilwell to Tahlequah Monthly Ridership - 2021/2022

□ Total Number of Rides    ■ Average Number of Rides Per Day



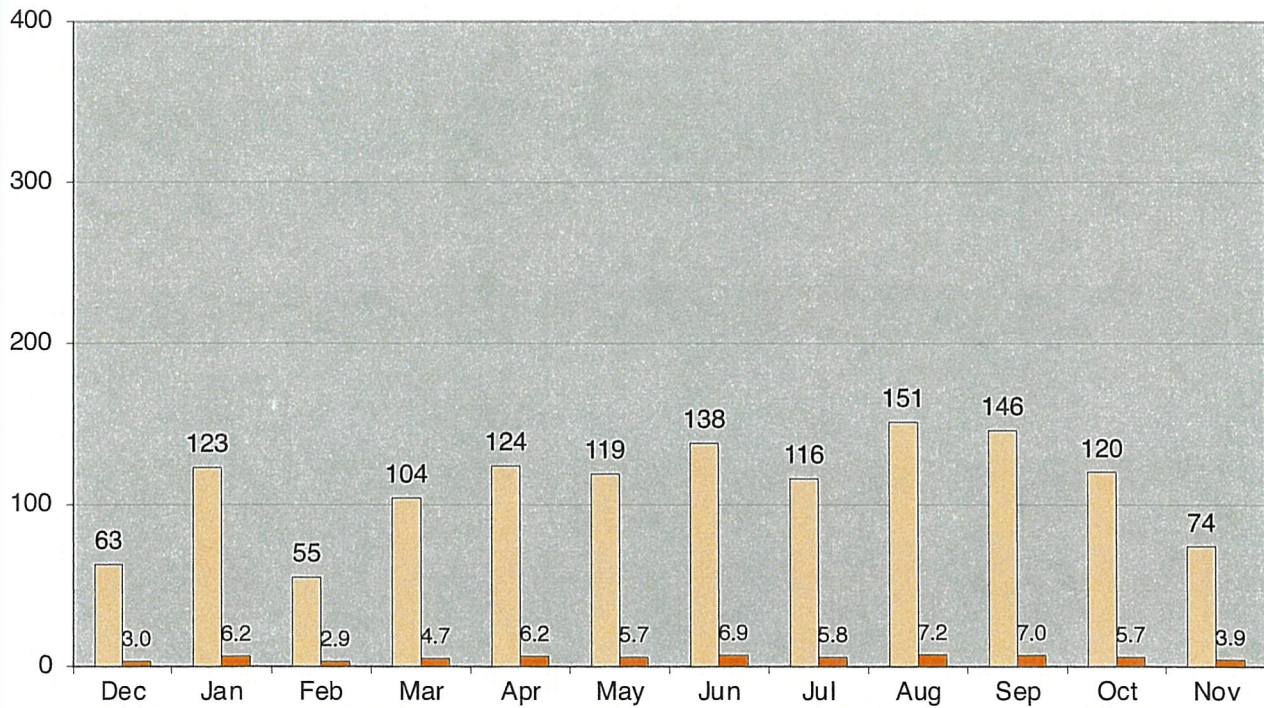
GWALA D3P  
CHEROKEE NATION®

6



## Sallisaw to Tahlequah Monthly Ridership - 2021/2022

□ Total Number of Rides ■ Average Number of Rides Per Day

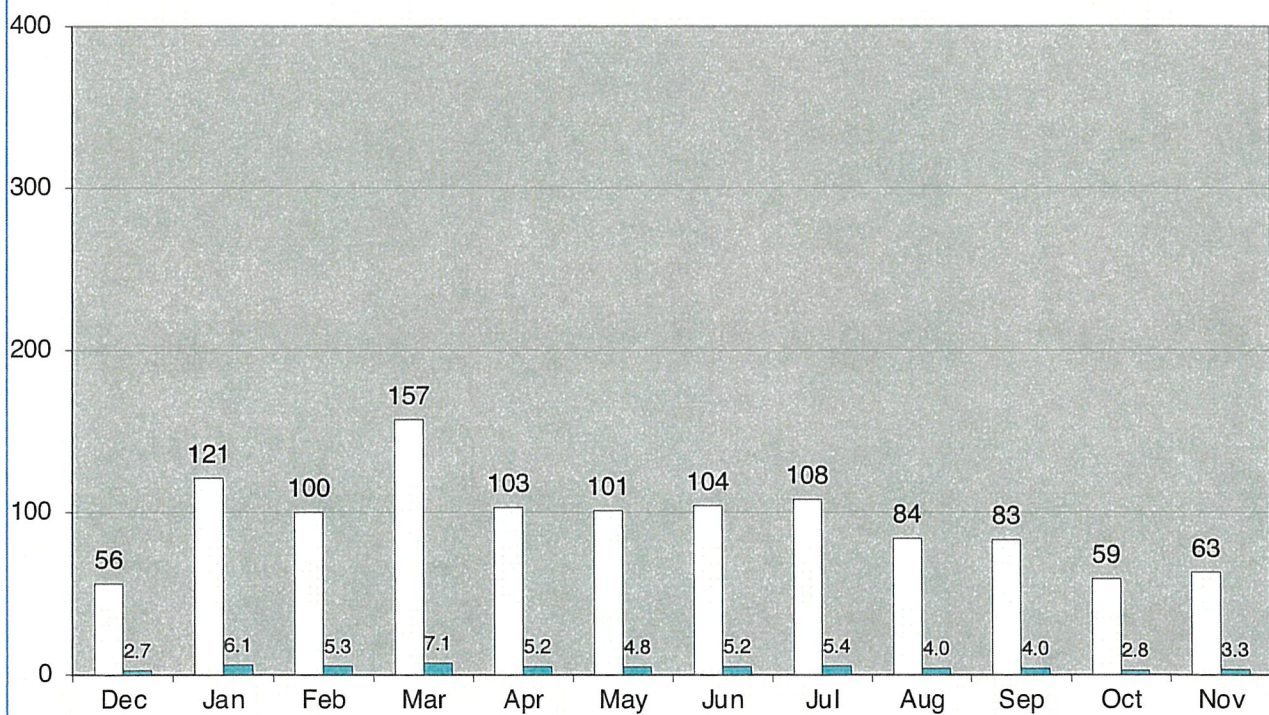


GWV9 D&F  
CHEROKEE NATION®

7

## Muskogee to Tahlequah Monthly Ridership - 2021/2022

□ Total Number of Rides    ■ Average Number of Rides Per Day



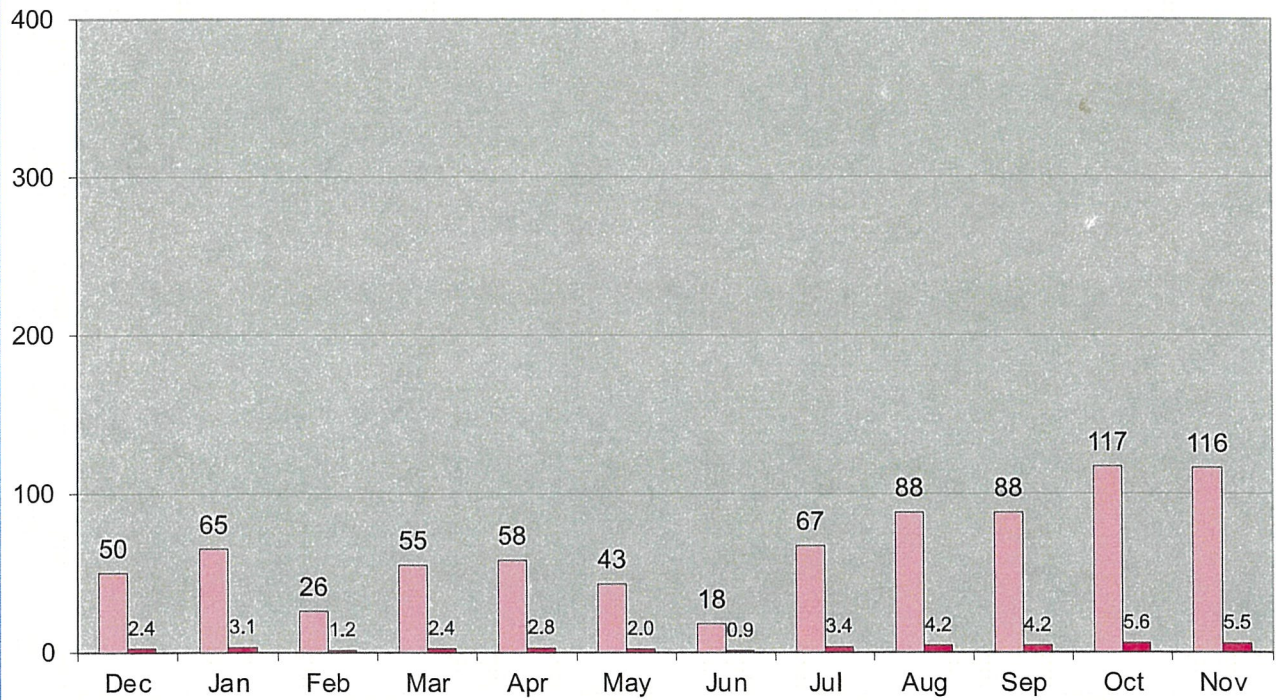
GWYN D3P  
CHEROKEE NATION®

8



### Tahlequah to Chouteau/Pryor Monthly Ridership - 2021/2022

■ Total Number of Rides ■ Average Number of Rides Per Day



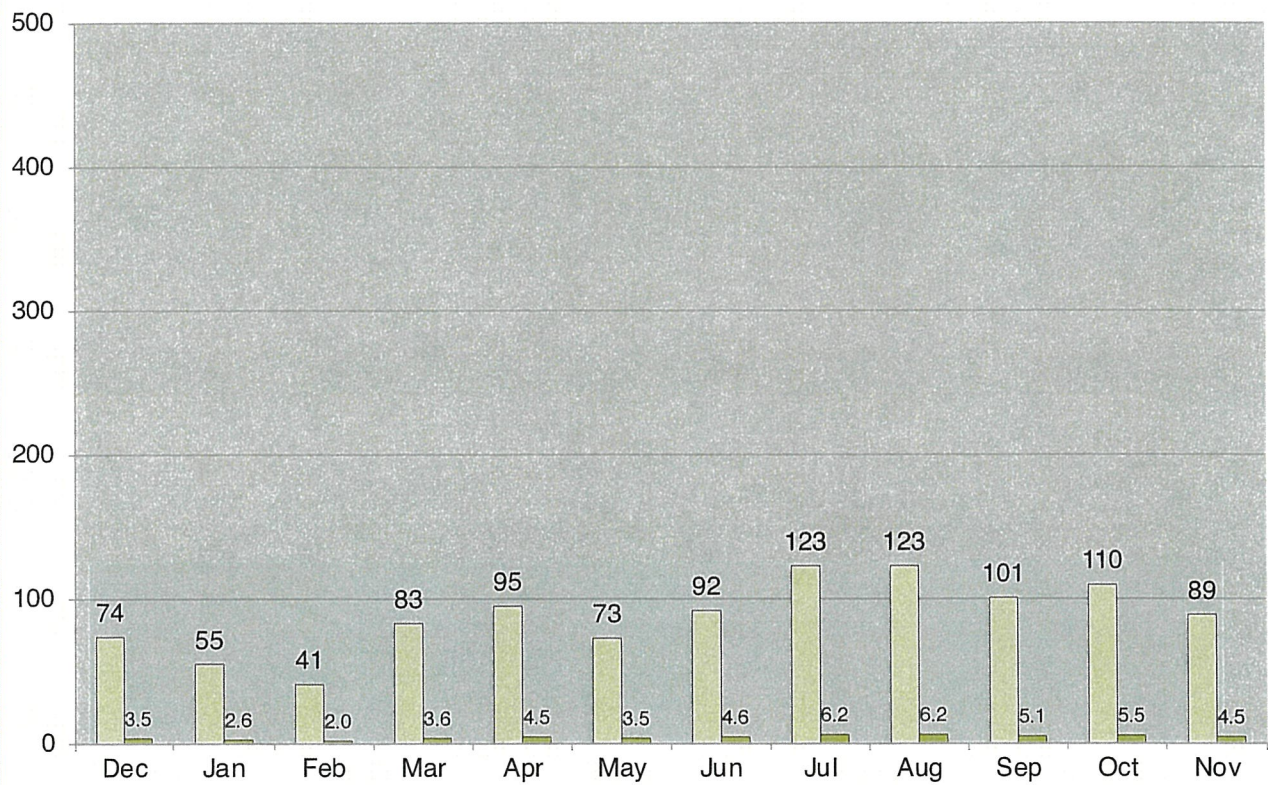
ᏌᏍᏏᏉ ᏌᏍᏏᏉ  
CHEROKEE NATION®

9



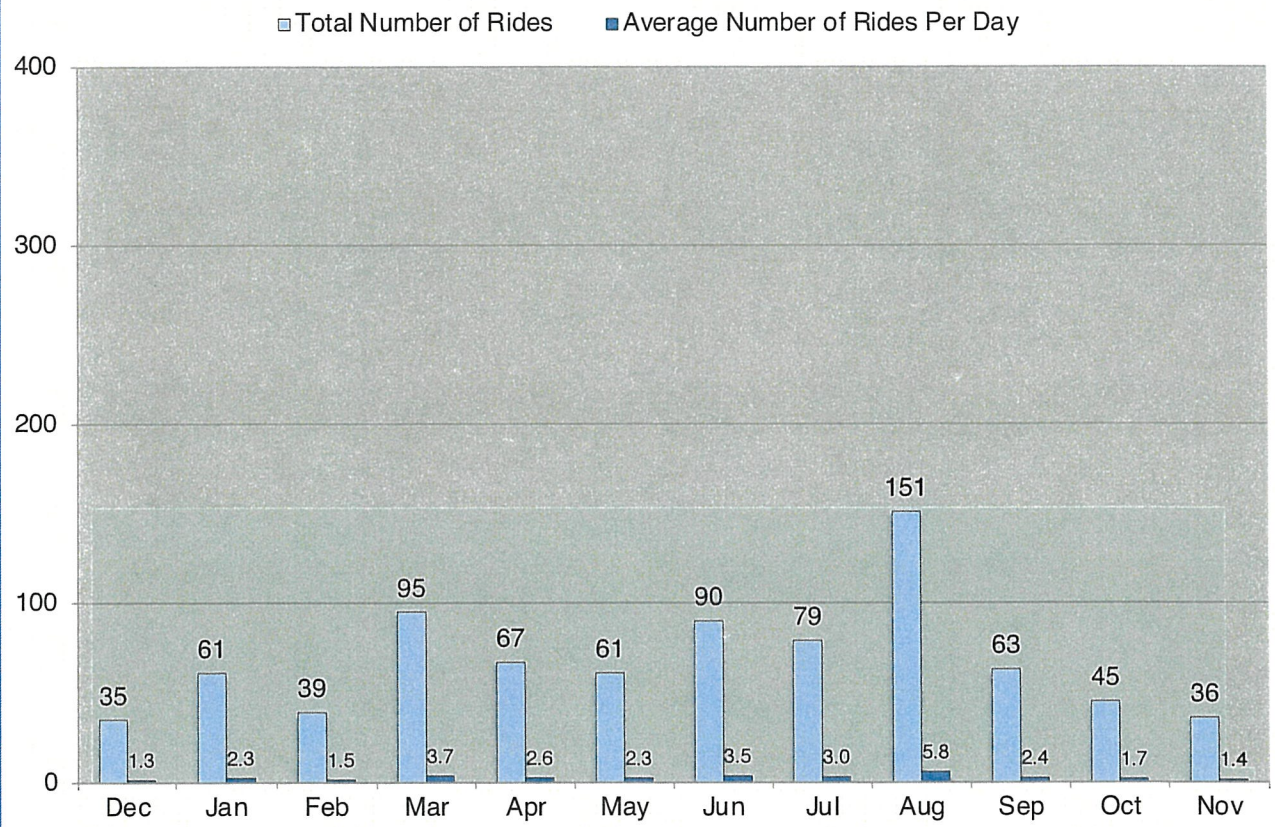
### Tahlequah to Chouteau/Catoosa Monthly Ridership - 2021/2022

□ Total Number of Rides    ■ Average Number of Rides Per Day





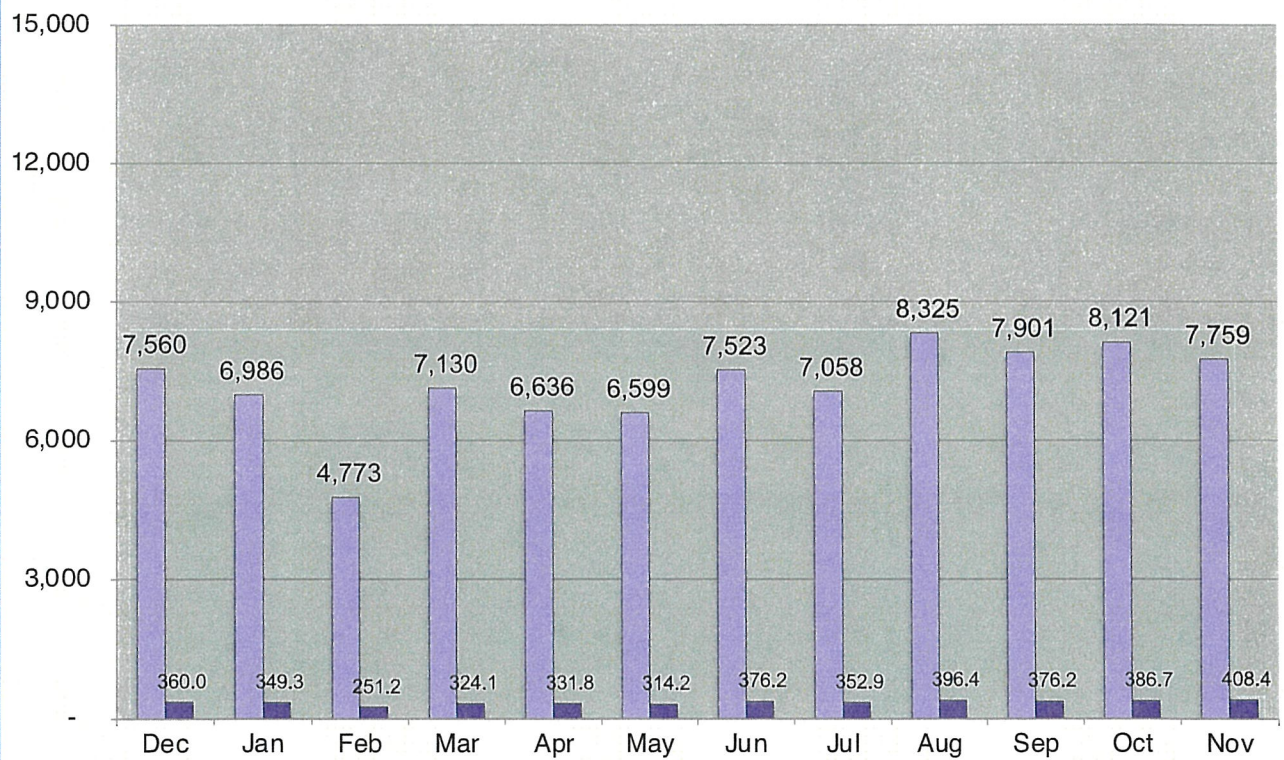
### Stilwell to West Siloam Springs Monthly Ridership - 2021/2022





## Individual Demand Response Monthly Ridership - 2021/2022

■ Total Number of Rides ■ Average Number of Rides Per Day



GWYD D3P  
CHEROKEE NATION®

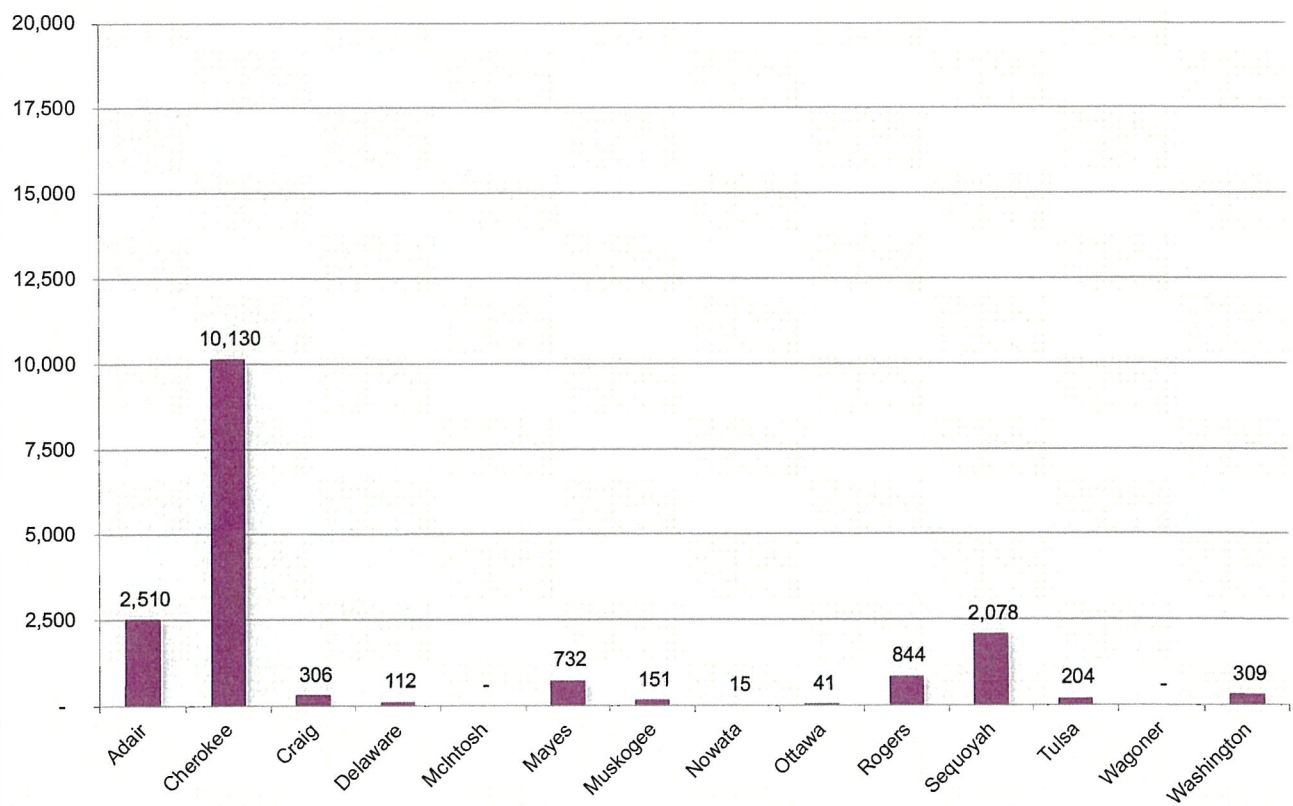
12



## Rides by County - Fiscal Year 2023 to Date

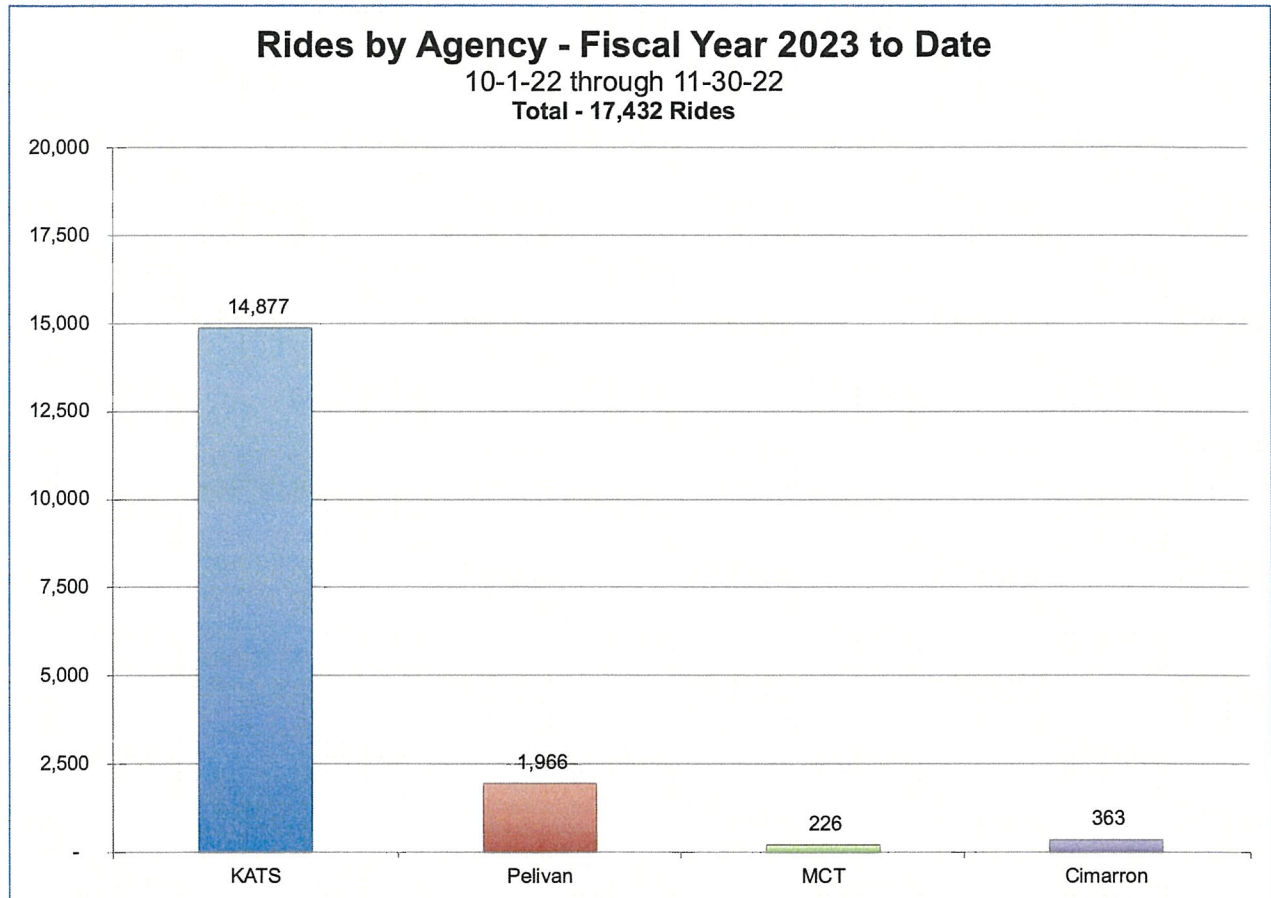
10-1-22 through 11-30-22

■ Total Rides - 17,432



ᏌᏍᏏᏉ ᏌᏍᏏᏉ  
CHEROKEE NATION®

13

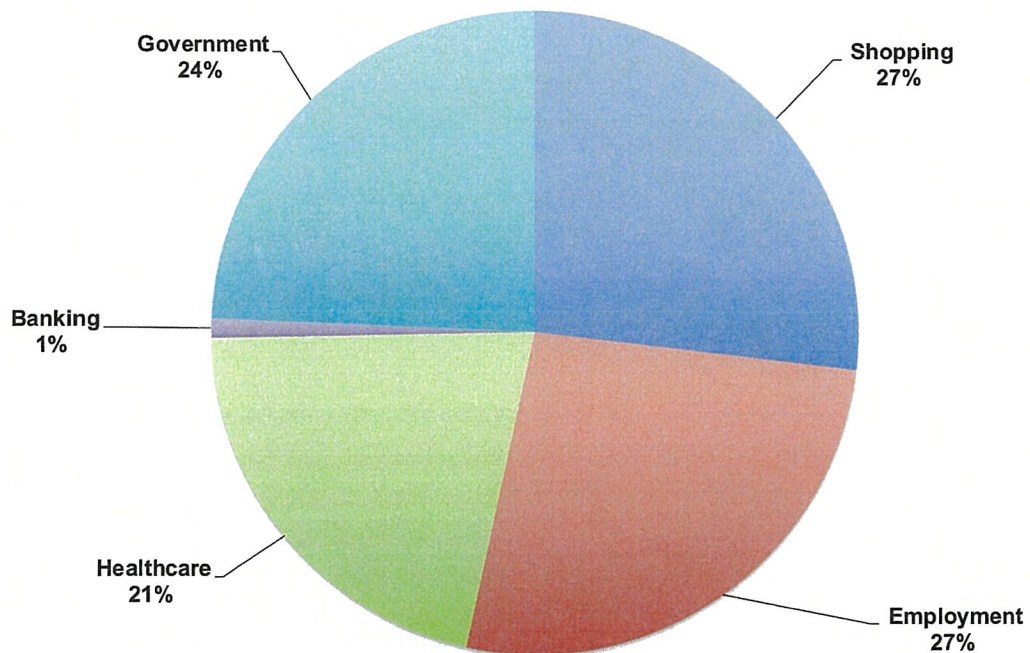




### Rides by Trip Purpose - Fiscal Year 2023 to Date

10-1-22 through 11-30-22

Total - 17,432 Rides



# Department of Transportation

## Project Spotlight

### *DURING CONSTRUCTION*



### **NS4410 "WILL ROGERS TURNPIKE"**

Located in Craig County

Cherokee Nation Council:  
District 11

Projected completion date of project:  
June 3, 2023

Project length: 1.16 Miles

Construction bid amount: \$8,671,082.94

CNDOT Contribution: \$4,776,927.72

Contractor is Sherwood Construction

Project Inspector: ODOT

### **CHEROKEE NATION**

Construction began September 6, 2022

Speed on the WRTP has been reduced  
for safety and additional signs have  
been placed. Drillers will be moving on-  
site in December for pier drilled shafts.



### *DURING CONSTRUCTION*





**ARPA  
Infrastructure Projects  
AU 3750992**

<u>District</u>	<u>Sponsor</u>	<u>Project/County Name</u>	<u>Amount</u>	<u>Date</u>
District 1 Hulbert	Rex Jordan	Beginning Balance	\$0	
		FY-2022 APPROPRIATION OF FUNDS	1,000,000	LA: 44-21
		Coos Thompson Bridge	(300,000)	7/22/22 T&I
		Meat Processing Plant	(200,000)	9/22/22 T&I
		District 1 - Balance	<u>\$700,000</u>	
District 2 Tahlequah	Candessa Tehee	Beginning Balance	\$0	
		FY-2022 APPROPRIATION OF FUNDS	1,000,000	LA: 44-21
		Downing/Cedar Intersection Improvement	(100,000)	10/25/22 T&I
		District 2 - Balance	<u>\$900,000</u>	
District 3 Tenkiller	Wes Nofire	Beginning Balance	\$0	
		FY-2022 APPROPRIATION OF FUNDS	1,000,000	LA: 44-21
		E 843 Rd. Carters Landing	(6,945)	05/10/22 T&I
		E 813 Road	(19,248)	05/10/22 T&I
		S 540 Road	(15,977)	05/10/22 T&I
		Horseshoe Bend Road	(250,000)	08/14/22 T&I
		Tahlequah Help In Crisis	(150,000)	12/05/22 OTH
		District 3 - Balance	<u>\$557,830</u>	
District 4 Three Rivers		Beginning Balance	\$0	
		FY-2022 APPROPRIATION OF FUNDS	1,000,000	LA: 44-21
		Fort Gibson School Parking Lot	(65,835)	04/11/22 T&I
		2 Mile Road (N&S)	(320,159)	04/11/22 T&I
		S. 25th St. Drainage Replacement	(42,740)	04/11/22 T&I
		E. River Rd. @ Donkey Lane Phase I	(42,749)	04/11/22 T&I
		93rd St. South Overlay	(206,963)	04/11/22 T&I
		79th Street South	(54,120)	04/11/22 T&I

**ARPA  
Infrastructure Projects  
AU 3750992**

<u>District</u>	<u>Sponsor</u>	<u>Project/County Name</u>	<u>Amount</u>	<u>Date</u>
	Dr. Mike Dobbins	District 4 -Balance	<u>\$267,434</u>	
District 5 Redbird		Beginning Balance	\$0	
		FY-2022 APPROPRIATION OF FUNDS	1,000,000	LA: 44-21
		Town of Vian Sanitary Sewer System Improv.	(230,668)	10/12/22 OTH
		Vian Community Center	(44,120)	11/08/22 T&I
	E.O. "Jr." Smith	District 5 - Balance	<u>\$725,212</u>	
District 6 Sequoyah		Beginning Balance	\$0	
		FY-2022 APPROPRIATION OF FUNDS	1,000,000	LA: 44-21
		Roland Water Tower Project	(500,000)	10/19/22 OTH
		Town of Gans WSI	(500,000)	12/6/22 OTH
	Daryl Legg	District 6 - Balance	<u>\$0</u>	
District 7 Flint		Beginning Balance	\$0	
		FY-2022 APPROPRIATION OF FUNDS	1,000,000	LA: 44-21
		Westville Heat and Air	(42,750)	04/10/22 OTH
		Adair Co. Emergency Immediate Repair	(50,000)	10/07/22 T&I
		City of Stilwell - Golf Course Project	(300,000)	10/05/22 OTH
	Josh Sam	District 7 - Balance	<u>\$607,250</u>	
District 8 Goingsnake		Beginning Balance	\$0	
		FY-2022 APPROPRIATION OF FUNDS	1,000,000	LA: 44-21
		Westville Heat and Air	(42,750)	05/10/22 OTH
		City of Stilwell - Golf Course Project	(300,000)	10/05/22 OTH



**ARPA  
Infrastructure Projects  
AU 3750992**

<u>District</u>	<u>Sponsor</u>	<u>Project/County Name</u>	<u>Amount</u>	<u>Date</u>
	Shawn Crittenden	District 8 - Balance	<u>\$657,250</u>	
District 9 Saline		Beginning Balance	\$0	
		FY-2022 APPROPRIATION OF FUNDS	1,000,000	LA: 44-21
		Row Cemetery Road	(66,141)	
		Oaks School - awning enclosure	(24,998)	12/08/22 OTH
		Kansas School - security and safety features	(42,229)	12/08/22 OTH
	Mike Shambaugh	District 9 - Balance	<u>\$866,632</u>	
District 10 Delaware		Beginning Balance	\$0	
		FY-2022 APPROPRIATION OF FUNDS	1,000,000	LA: 44-21
		Jay Public School Parking Lots	(61,423)	01/27/22 T&I
		E 250 Road Overlay - Grove	(262,027)	04/11/22 T&I
		Pryor Streetscape Plan	(25,000)	04/11/22 OTH
		Rails to Trails	(100,000)	05/10/22 OTH
		Jay Public School Parking Lots/PO Increase	(240,791)	07/20/22 T&I
		Jay, OK Baseball Complex Parking Lot	(15,000)	08/03/22 T&I
		Mayes Cnty RWD #4 Water Meter Replacement Project	(50,000)	9/28/22 OTH
	Melvina Shotpouch	District 10 - Balance	<u>\$245,759</u>	
District 11 Cooweescoowee - North		Beginning Balance	\$0	
		FY-2022 APPROPRIATION OF FUNDS	1,000,000	LA: 44-21
		Town of Wann Streets	(150,000)	01/27/22 T&I
		Town of Bluejacket Wastewater Improvements	(203,668)	04/11/22 OTH
		Nowata Generator Project	(25,770)	05/09/22 OTH
		D11 Park Improvements	(620,562)	06/14/22 OTH
	Victoria Vazquez	District 11 - Balance	<u>(\$0)</u>	

**ARPA  
Infrastructure Projects  
AU 3750992**

<u>District</u>	<u>Sponsor</u>	<u>Project/County Name</u>	<u>Amount</u>	<u>Date</u>
<b>District 12</b>		Beginning Balance	\$0	
Cooweescoowee - West		FY-2022 APPROPRIATION OF FUNDS	1,000,000	LA: 44-21
		Town of Wann Streets	(150,000)	01/27/22 T&I
		Copan Natural Gas System Upgrade	(35,000)	03/14/22 OTH
		Old Highway 75	(200,000)	04/11/22 T&I
		Boys & Girls Club of Dewey	(25,000)	04/11/22 OTH
		Nowata Generator Project	(25,770)	05/09/22 OTH
		Oglesby Fire Dept. Generac	(26,464)	05/09/22 OTH
		Town of New Alluwe OK	(1,800)	06/10/22 OTH
		Talala Waste Water Collection System	(75,000)	10/27/22 OTH
		Washington RWD 2 - New Harmony WL	(200,000)	12/07/11 OTH
	<b>Dora Patzkowski</b>	<b>District 12 - Balance</b>	<b>\$260,966</b>	
<b>District 13</b>		Beginning Balance	\$0	
Gadusi		FY-2022 APPROPRIATION OF FUNDS	1,000,000	LA: 44-21
		New Leaf Village Road	(100,000)	03/14/22 OTH
		Food On The Move Entrance/Parking	(150,000)	03/14/22 OTH
		Tulsa Dream Center Parking Lot	(75,000)	04/11/22 OTH
		Historic Big 10 Ballroom Restoration Parking Lot	(\$67,254)	04/11/22 OTH
		Food Home Urban Farm	(\$200,000)	10/21/22 OTH
		Town of Sperry- Cincinnati Manhole Repair	(\$30,500)	10/25/22 OTH
	<b>Joe Deere</b>	<b>District 13 - Balance</b>	<b>\$377,246</b>	
<b>District 14</b>		Beginning Balance	\$0	
Cooweescoowee - Central		FY-2022 APPROPRIATION OF FUNDS	1,000,000	LA: 44-21
		Rodeo Arena Interlocal Cooperative	(\$21,965)	04/11/22 OTH
		City of Claremore WWTP	(\$60,000)	09/12/22 OTH
		S. 4240 Road Asphalt Improvements Project	(\$107,880)	10/19/22 T&I
		Talala Waste Water Collection System	(\$75,000)	10/27/22 OTH



**ARPA  
Infrastructure Projects  
AU 3750992**

<u>District</u>	<u>Sponsor</u>	<u>Project/County Name</u>	<u>Amount</u>	<u>Date</u>
		RWD 4, Rogers County Generator Project	(\$168,340)	12/16/22 OTH
	Keith Austin	District 14 - Balance	<u>\$566,815</u>	
District 15		Beginning Balance	\$0	
Cooweescoowee - South		FY-2022 APPROPRIATION OF FUNDS	1,000,000	LA: 44-21
		Locust Grove Pipe Springs Park Rehab.	(27,500)	04/11/22 OTH
		Pryor Streetscape Plan	(25,000)	04/11/22 OTH
		Ballou Baptist Church	(12,900)	
		Little Rock Cemetery	(8,070)	06/11/22 OTH
		City of Claremore WWTP	(20,000)	09/12/22 OTH
		Mayes Cnty RWD #4 Water Meter Replace-	(50,000)	9/28/22 OTH
	Danny Callison	District 15 - Balance	<u>\$856,530</u>	
Administration		Beginning Balance	\$0	
		FY-2022 APPROPRIATION OF FUNDS	5,000,000	
		D11 Park Improvements	(330,000)	06/14/22 OTH
		D&E Construction	(8,742)	
		D&E Construction	(9,000)	
		D&E Construction	(9,000)	
		D&E Construction	(6,844)	
		Blue River Architect - Kenwood Water System Evaluatio	(11,200)	
		Kenwood Water System (Est Construction \$\$\$)	(1,988,800)	
	Principal Chief	District 15 - Balance	<u>\$2,636,414</u>	
	Grand Total		<u><u>\$10,225,336</u></u>	

CHEROKEE NATION TRIBAL COUNCIL  
COMMUNITY SERVICES COMMITTEE REPORT

Group:	<u>Housing Authority</u>	Month/Year of Report:	<u>Jan-23</u>
Interim Executive Director	<u>Jerri A. Killer</u>	Phone:	<u>918-456-5482</u>

**Public Disclosures:**

As required by 24 CFR Part 1000.30, services provided to Housing Authority of the Cherokee Nation / Cherokee Nation Employees and Employee relatives from funds received pursuant to the Native American Housing Assistance and Self-Determination Act of 1996 (NAHASDA), shall be publicly disclosed.

*The following applicants have been determined eligible for participation.*

**RENTAL PROPERTIES:**

The following employee and/or relatives were approved to receive services for Low Rent Apartment pursuant to guidelines set forth in the Housing Policy as approved by the Principal Chief of the Cherokee Nation and HACN Policy as approved by the Board of Commissioners.

None to report

**HOMEOWNERSHIP:**

The following employee and/or relatives were approved to receive services for Homeownership program pursuant to guidelines set forth in the Housing Policy as approved by the Principal Chief of the Cherokee Nation and HACN Policy as approved by the Board of Commissioners.

None to report

**RENTAL ASSISTANCE/TEMPORARY RENTAL ASSISTANCE/COLLEGE HOUSING:**

The following employee and/or relatives were approved to receive services for Rental Assistance program pursuant to guidelines set forth in the Housing Policy as approved by the Principal Chief of the Cherokee Nation and HACN Policy as approved by the Board of Commissioners.

None to report



**NEW CONSTRUCTION HOMEOWNERSHIP PROGRAM: (Non-NAHASDA Program)**

The following employee and/or relatives were approved to receive services for the New Construction Homeownership program pursuant to guidelines set forth in the HACN Policy as approved by the Board of Commissioners.

None to report

**HOUSING REHABILITATION PROGRAM**

The following employee and/or relatives were approved to receive services from the Housing Rehabilitation program pursuant to guidelines set forth in the HACN Policy as approved by the Board of Commissioners.

Laura Weir, HACN employee  
Darryl Smith, uncle is EO Smith, Tribal Council

**iSAVE PROGRAM**

The following employee and/or relatives were approved to receive services from the iSave program pursuant to guidelines set forth in the HACN Policy as approved by the Board of Commissioners.

None to report



## Announcements

### Board of Commissioners Meeting:

January 17 Regular BOC Meeting at 5:30 p.m.

### Office Closures:

January 2 New Year's Day (observed)

January 16 Martin Luther King, Jr. Day

### Other Info:

All offices and staff of the HACN may be reached through the main office number, regardless of their office location. The local and toll free numbers are:

918-456-5482

800-837-2869

Employee Email is:

[firstname.lastname@hacn.org](mailto:firstname.lastname@hacn.org)

HACN does offer emergency after-hours services for Cherokee homeowners. To access emergency after-hours services, homeowners should call 918-456-5482 and press the option for emergency after-hours.

[www.hacn.org](http://www.hacn.org)



**Housing Authority of the Cherokee Nation**  
**Month Ending: November 2022**

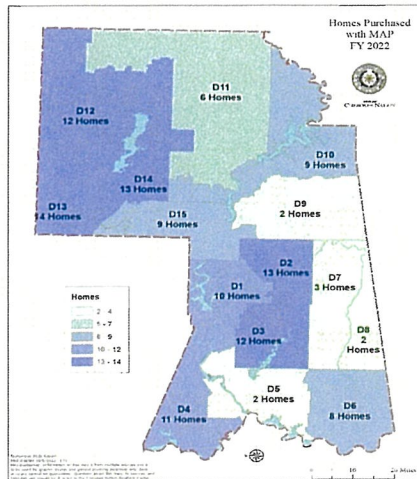
**Current Program Participants:**

County	Community Shield Insurance	Low Rent Apartments	Rental Assistance			Homeownership		Loans	Totals	
			Rental Assistance (RAP)	Temporary Assistance (TAP)	College Housing Programs	Home-ownership Programs Under Mgmt	New Construction Homes Under Mgmt		Total Housing Participants	% of Participants
Adair	262	152	79	5	16	84	83	14	695	14%
Cherokee	234	189	449	20	24	164	201	39	1,320	26%
Craig	19	55	8	2	0	7	28	2	121	2%
Delaware	144	111	42	1	12	51	123	24	508	10%
McIntosh	11	0	1	0	1	3	3	0	19	0%
Mayes	117	127	39	5	7	40	59	13	407	8%
Muskogee	55	51	38	2	2	37	58	11	254	5%
Nowata	22	46	12	0	3	10	26	0	119	2%
Ottawa	9	0	3	0	0	5	7	4	28	1%
Rogers	61	66	164	10	4	52	39	37	433	9%
Sequoyah	252	0	170		6	97	147	54	726	14%
Tulsa	31	0	91	9	4	25	8	3	171	3%
Wagoner	10	0	6	0	0	58	8	1	83	2%
Washington	21	43	35	2	3	25	11	2	142	3%
<b>Total:</b>	<b>1,248</b>	<b>840</b>	<b>1,137</b>	<b>56</b>	<b>82</b>	<b>658</b>	<b>801</b>	<b>204</b>	<b>5,026</b>	<b>100%</b>
			1,275			1,459		204		

**Current Applications:**

County	Rehab Programs	Rehab Replacement Homes	NAHASDA Home-ownership	Community Shield Insurance	Rental Properties / Apartments	Rental Assistance	New Home Construction	% NHCP	Total Apps	% of Total
Adair	318	0	10	5	196	72	101	361%	702	14%
Cherokee	258	0	4	8	708	358	203	725%	1,539	31%
Craig	55	0	1	1	56	29	17	61%	159	3%
Delaware	187	0	6	8	124	93	22	79%	440	9%
McIntosh	19	0	0	0	0	3	3	11%	25	1%
Mayes	111	0	3	2	122	110	28	100%	376	8%
Muskogee	109	0	2	2	53	122	54	193%	342	7%
Nowata	35	0	10	2	28	16	13	46%	104	2%
Ottawa	18	0	0	0	0	8	9	32%	35	1%
Rogers	77	0	1	3	248	174	62	221%	565	12%
Sequoyah	319	0	13	7	0	273	117	418%	729	15%
Tulsa	73	0	23	4	0	188	58	207%	346	7%
Wagoner	22	0	2	0	0	10	14	50%	48	1%
Washington	42	0	10	0	99	22	14	50%	187	4%
<b>Total:</b>	<b>1,643</b>	<b>0</b>	<b>85</b>	<b>42</b>	<b>1,634</b>	<b>1,478</b>	<b>28</b>	<b>2554%</b>	<b>4,910</b>	<b>114%</b>

## Mortgage Assistance Program



**18 Families** became homeowners since October 1, 2022, through financial counseling and down payment assistance

### MAP Household Averages

Household Income	\$46,584
Home Price	\$141,360
Equity Created	35.60%

The Mortgage Assistance Program helps families move toward economic well-being and self-sufficiency while building assets and net worth for the present and the future.

Any resident who needs assistance with completing applications, accessing the internet or obtaining documents such as social security cards or birth certificates may contact the Housing Authority of the Cherokee Nation at 918-456-5482 and ask for the Mortgage Assistance Program Staff.

## Financial Coaching

**456 families are in the homebuyers' pipeline**, having either completed or are currently active in financial counseling.

**YTD, 8 families** have finished counseling and obtained a non-predatory mortgage.

### Financial Coaching Impact

Average Debt to Income with	32.50%
Reduction in Debt to Income	9.40%
Average Increase in Net Worth	\$57,887.00

Families using MAP to purchase a home must attend a comprehensive homeownership training. **87 people have attended 5 virtual classes** in FY23.

Employees and the public have the opportunity to attend financial education classes on topics ranging from creating spending plans to balancing checkbooks. FY23 to date, **23 people have attended financial education classes**.

## iSave Program

**iSave is a mechanism for eligible Cherokee citizens to update and rehabilitate the home they own.** iSave is a matched savings program in which participants save money over a period of time and the iSave program matches the families' savings to build financial assets. **56 families are actively saving in iSave** for home rehabilitation and **4 households have received matchng funds** to make home repairs or improvements in FY23.

**Matching funds can be used for anything that increases the value of the primary residence**, for example, a storm shelter, flooring, fencing, sidewalks, major appliance replacement, roofing, plumbing, etc.



Housing Authority of the Cherokee Nation  
Month Ending: November 2022



# Tribal HUD - VASH

## VA Supportive Housing Program

County	Applications			Assistance	Totals	
	Referrals Received / Applications Processing	Vouchers Issued	Waiting List	Housed Veteran	Total	% of Participants
Adair	0	0	0	0	0	0%
Cherokee	0	1	0	4	5	29%
Craig	0	0	0	0	0	0%
Delaware	0	0	0	1	1	6%
McIntosh	0	0	0	0	0	0%
Mayes	0	1	0	1	2	12%
Muskogee	0	0	0	1	1	6%
Nowata	0	0	0	0	0	0%
Ottawa	0	0	0	0	0	0%
Rogers	0	1	0	2	3	18%
Sequoyah	0	0	0	0	0	0%
Tulsa	1	0	0	3	4	24%
Wagoner	0	0	0	0	0	0%
Washington	0	0	0	1	1	6%
<b>Total:</b>	<b>1</b>	<b>3</b>	<b>0</b>	<b>13</b>	<b>17</b>	<b>100%</b>

**New Construction Homeownership Program  
Development Files Processing**

Month of  
Nov-22

County	Waiting List	Applications		Processing						Construction Under / Ready Const
		App Problem	App Processing	Stg I Prelim Review	Stg II Site Inspect	Problem Files	Stg III Survey Pending	Land Dev	Stg IV Process Closing	
Adair	124	0	3	0	0	0	0	0	7	11
Cherokee	131	0	73	0	0	0	0	0	1	17
Craig	17	0	11	0	0	0	0	0	0	1
Delaware	55	0	47	0	0	0	0	0	1	10
McIntosh	8	0	0	0	0	0	0	0	0	0
Mayes	28	0	18	0	0	0	0	1	0	10
Muskogee	63	0	12	0	0	0	0	0	0	0
Nowata	2	0	7	0	0	0	0	0	1	0
Ottawa	9	0	3	0	0	0	0	0	0	0
Rogers	38	0	17	0	0	0	0	1	1	3
Sequoyah	109	0	48	0	0	0	0	1	1	4
Tulsa	10	0	42	0	0	0	0	0	0	0
Wagoner	10	0	4	0	0	0	0	0	0	1
Washington	3	0	9	0	0	0	0	0	0	0
Total:	607	0	294	0	0	0	0	3	12	57
		294		15						57

**STAGE I:**

Copies of Deed(s), etc.  
Check Floodmaps/Floodplain  
Identify Utility Companies  
Contact for Site Inspection

**STAGE III:**

Order/Receive Survey  
Order/Receive Perc Test  
Receive Utility Assurance  
Receive Abstract from participant

**STAGE II:**

Visit Site  
Identify/Propose Site Plan  
Identify/Propose Utilities  
Identify/Propose Lateral Field  
Identify/Propose Easement(s)  
Deliver Utility Assurance Letters  
Request Abstract from participant

**STAGE IV:**

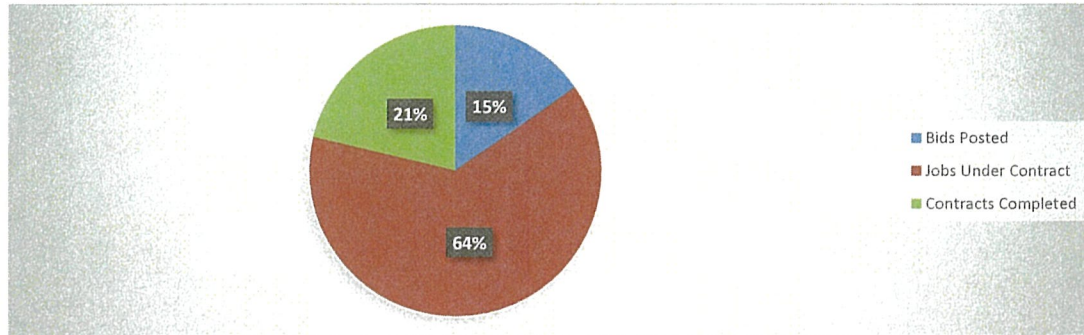
Survey Review / Identify Barriers / Process for Closing



## Housing Rehabilitation Programs - Job Statistics

Month Ending:  
Nov 2022

Bids Posted	33
Jobs Under Contract	137
Contracts Completed	46



Classification	Monthly Activity	FY22 YTD
NAHASDA Emergency	7	10
NAHASDA Rehab	0	0
NAHASDA Replacement	0	0
Tribal Emergency	2	8
Storm Shelters	0	0
HJSCA Emergency	13	28
HJSCA Rehab	2	11
HJSCA Tribal Replacement	2	5
BIA - HIP Program	17	63
Protecting Our Vulnerable	9	13
Lead Based Paint	0	2
<b>All Rehab jobs</b>	<b>52</b>	<b>140</b>

Rehab



- NAHASDA Emergency
- NAHASDA Rehab
- NAHASDA Replacement
- Tribal Emergency
- Storm Shelters
- HJSCA Emergency
- HJSCA Rehab
- HJSCA Tribal Replacement
- BIA - HIP Program
- Protecting Our Vulnerable

ᏌᏍᏉᏍᏉ ᏍᏉᏍᏉ  
CHEROKEE NATION®



©2009 Cherokee Nation.

## Office of Veterans Affairs

(918) 772-4166

Tribal Council Monthly Report  
December 2022



**S. Joe Crittenden, Secretary of Veteran Affairs**

Email: [joe-crittenden@cherokee.org](mailto:joe-crittenden@cherokee.org)

Phone Number: (918) 453-1990

**Barbara Foreman, Director**

Email: [barbara-foreman@cherokee.org](mailto:barbara-foreman@cherokee.org)

Phone Number: (918) 772-7837

**Frieda Hamby, Clerk III**

Email: [frieda-hamby@cherokee.org](mailto:frieda-hamby@cherokee.org)

Phone: (918) 506-8707

**Kimberly Stroman, Customer Service Representative**

Email: [Kimberly-lack@cherokee.org](mailto:Kimberly-lack@cherokee.org)

Phone: (918) 316-3289

**Keli Oosahwee, Clerk I**

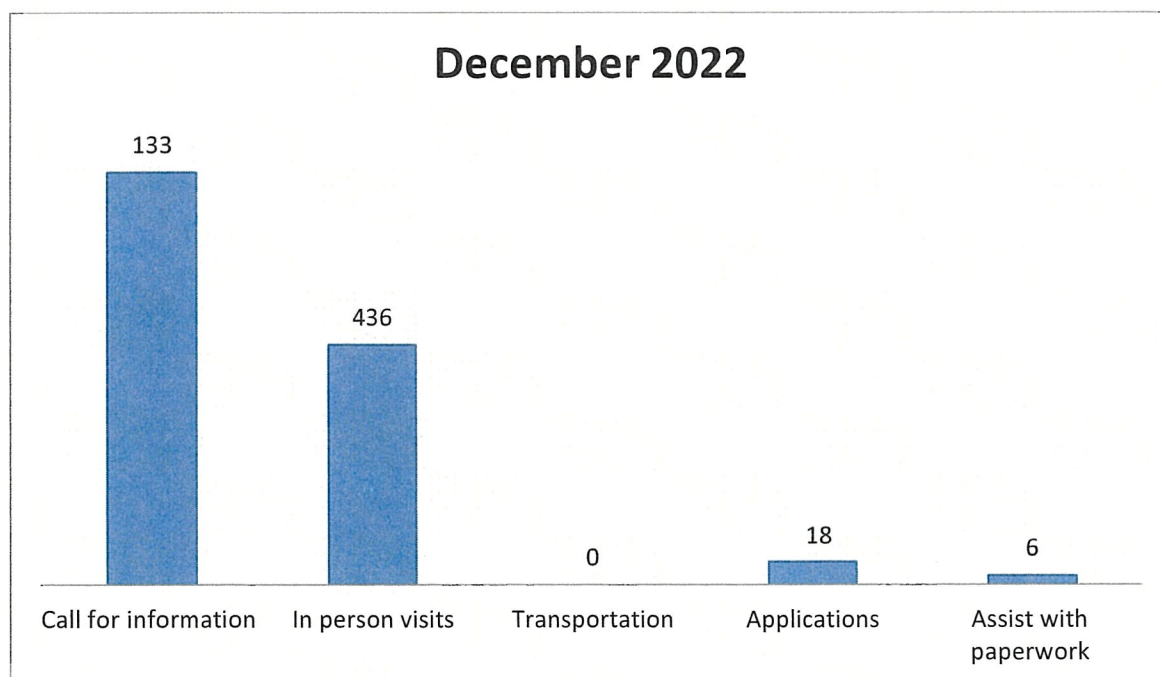
Email: [Keli-Oosahwee@cherokee.org](mailto:Keli-Oosahwee@cherokee.org)

Phone: (918) 453-5695





## Office of Veteran Affairs



Medals of Patriotism awarded 2

Medals of Patriotism awarded through mail 1



## Office of Veteran Affairs

### December 2022

- Dec. 7            Food Outreach, Tahlequah
- Dec. 7, 8, 9     Kim Stroman attended Training in Lawton, OK
- Dec. 13, 14, 15 Mitch Sisco and IRT Group held meetings on plans for next  
Veteran Housing Construction
- Dec. 21           Veterans Christmas Party, Chota room, Tahlequah Casino
- Jan. 11           Intertribal, River Spirit-Tulsa
- Jan. 24           Veterans Council Meeting-Barbara Foreman to attend
- Jan. 26           BINGO at the Veterans Center @ 5:00 PM



**Council Notes:**

1. \_\_\_\_\_

2. \_\_\_\_\_

3. \_\_\_\_\_

4. \_\_\_\_\_

5. \_\_\_\_\_