



GWY.9 DBP

CHEROKEE NATION®
HUMAN SERVICES

TRIBAL COUNCIL
MONTHLY REPORT

January 2023

JENNIFER KIRBY

Executive Director

Email: jennifer-kirby@cherokee.org

Phone: (918) 453-5150

LEAH DUNCAN

Interim Senior Director of Child Care & Development

Email: leah-duncan@cherokee.org

Phone: (918) 453-5045

BRITTANY DAVIS

Director of Family Assistance

Email: brittany-denny@cherokee.org

Phone: (918) 453-5278

LOU STRETCH

Senior Director of Indian Child Welfare

Email: lou-stretch@cherokee.org

Phone: (918) 453-7480

SARA QUETONE

Program Manager

Email: sara-quetone@cherokee.org

Phone: (918) 453-7089

LINDA VANN

Director of Youth Services & Special Projects

Email: linda-vann@cherokee.org

Phone: (918) 458-4440

EMPLOYEES	402.5
VACANCIES	86
VOLUNTEERS	21



G.W.Y. 9 D.B.F.
CHEROKEE NATION®
HUMAN SERVICES
TRIBAL COUNCIL MONTHLY REPORT

TABLE OF CONTENTS

<u>Cherokee First</u>	<u>4</u>
Community Youth	4
Community Adult	4
<u>Child Care & Development</u>	<u>5 – 6</u>
Child Care Development Centers	5
Subsidy	5
Resource & Referral	6
Licensing & Monitoring	6
Home Visiting	6
<u>Family Assistance</u>	<u>7 – 12</u>
Food Distribution	7
BIA Social Services	8
Burial Assistance	8
Elder Services	9
LIHEAP & LIHWAP	10
NAHASDA	11
Tribal Emergency Assistance.....	11
School Clothing Programs	12
<u>Indian Child Welfare</u>	<u>13 – 17</u>
Programs with Court Interaction	13 – 14
Eligibility Notices, Prevention, & Intervention	15
Child Protective Services	16
Certification & Placement Services	17
<u>Office of Child Support</u>	<u>18 – 20</u>
<u>Youth Services & Special Projects</u>	<u>21</u>
John A. Ketcher Youth Services Center	21
MAC (Making a Change) Classes	21
Youth Services	21

CHEROKEE FIRST

ADMINISTRATIVE OFFICER – JANELL SMITH

PROGRAMS:

Community Youth

Community Adult

EMPLOYEES 4

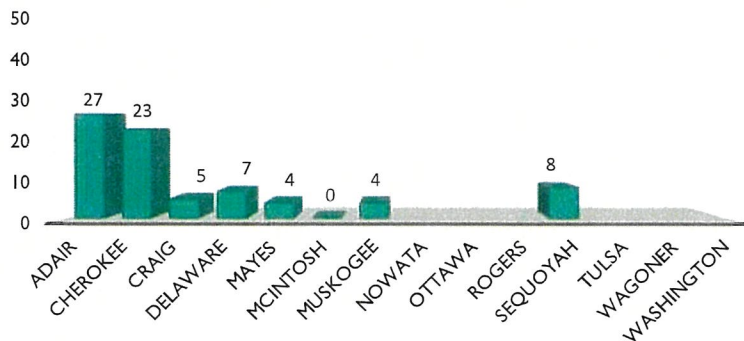
VACANCIES 0

VOLUNTEERS 0

Total Amount Distributed This Month: \$26,600

Community Youth

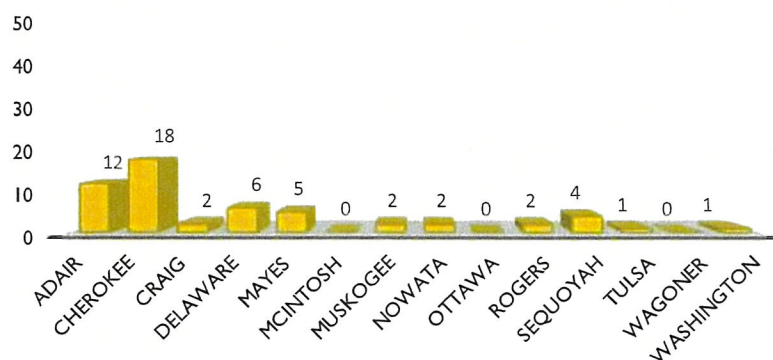
Community Youth Applications by County



Total Number of Youth Clients: 78

Community Adult

Community Adult Applications by County



Total Number of Adult Clients: 55

CHILD CARE & DEVELOPMENT

INTERIM SENIOR DIRECTOR – LEAH DUNCAN

PROGRAMS:

Child Care Development Centers

Subsidy

Resource & Referral

Licensing & Monitoring

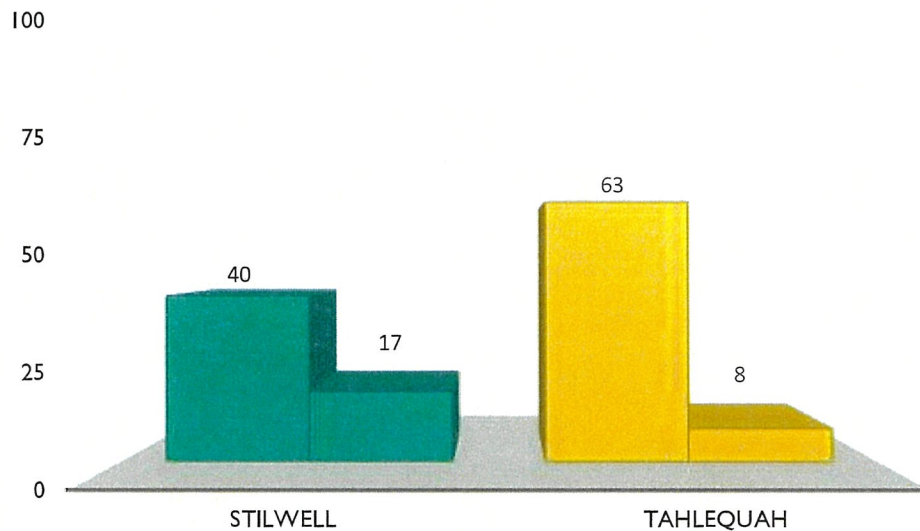
Home Visiting

EMPLOYEES 110

VACANCIES 28

VOLUNTEERS 0

Child Care Development Centers



Subsidy

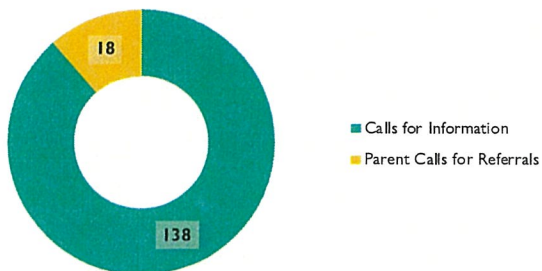
Children Receiving	1,989
Amount Distributed	\$874,403
Average Distribution Per Child	\$439.62

Resource & Referral

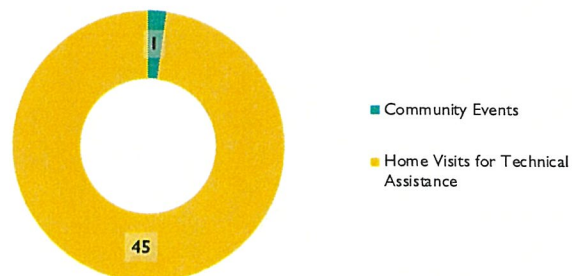
Children Receiving Home Visits 9

Trainings for the Month 10

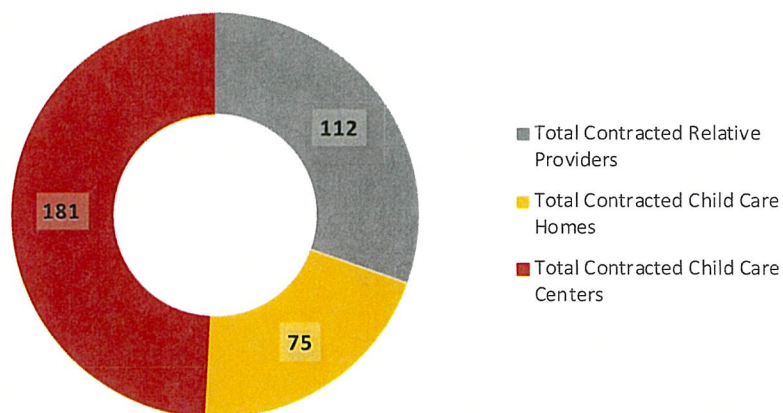
Calls Received



Program Efforts



Licensing & Monitoring



Home Visiting

Home Visits 121

Total Clients 16

New Clients 0

Total Number of Graduates 1

Total Enrolled Overall 16

FAMILY ASSISTANCE

DIRECTOR – BRITTANY DAVIS

PROGRAMS:

Food Distribution

BIA Social Services

Burial Assistance

Elder Services

LIHEAP/LIHWAP

NAHASDA

Tribal Emergency Assistance

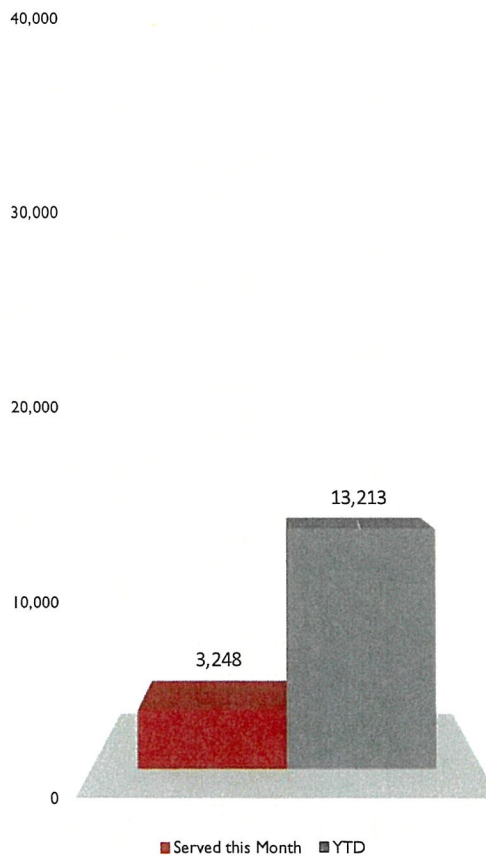
School Clothing Assistance

EMPLOYEES 119

VACANCIES 9

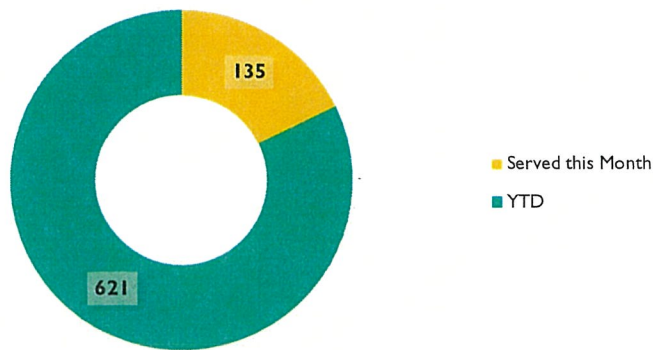
VOLUNTEERS 21

Food Distribution

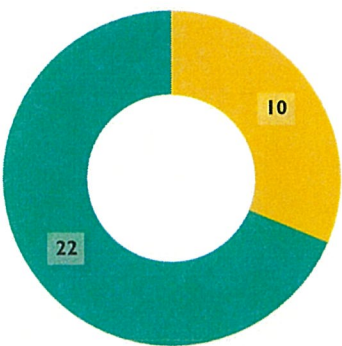


BIA Social Services

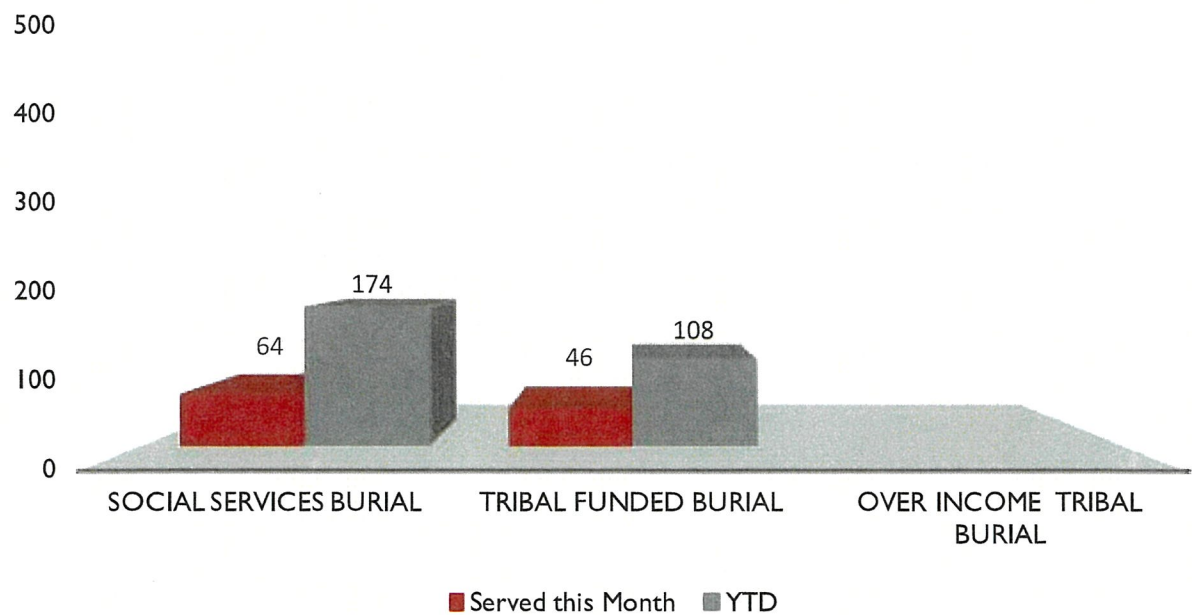
General Assistance



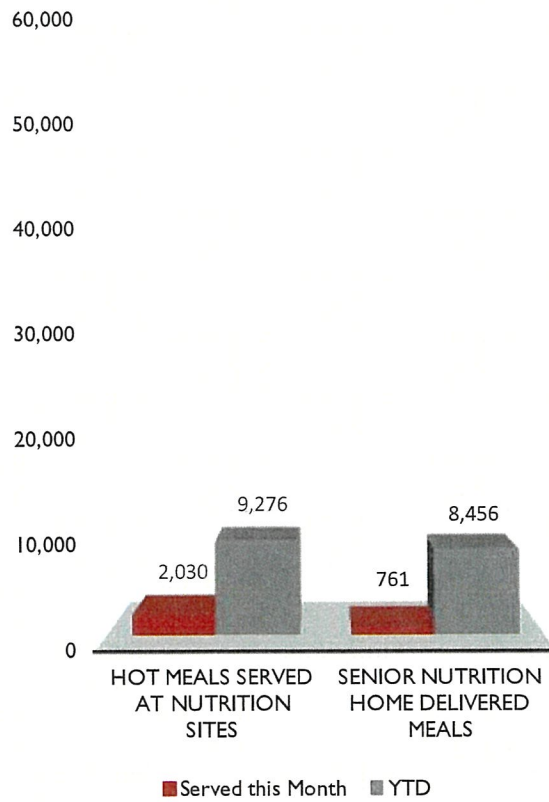
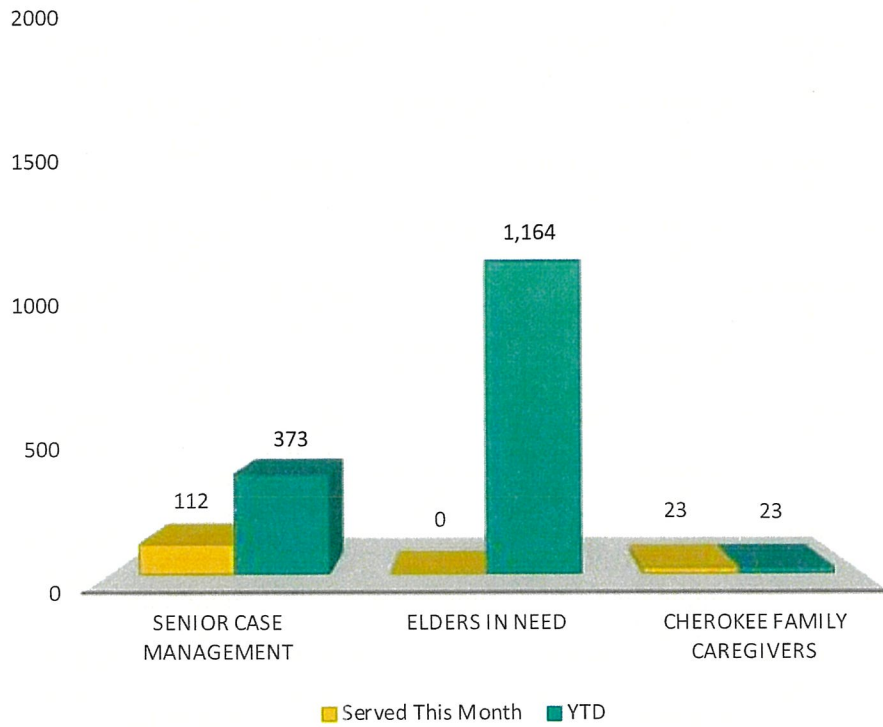
Emergency Assistance



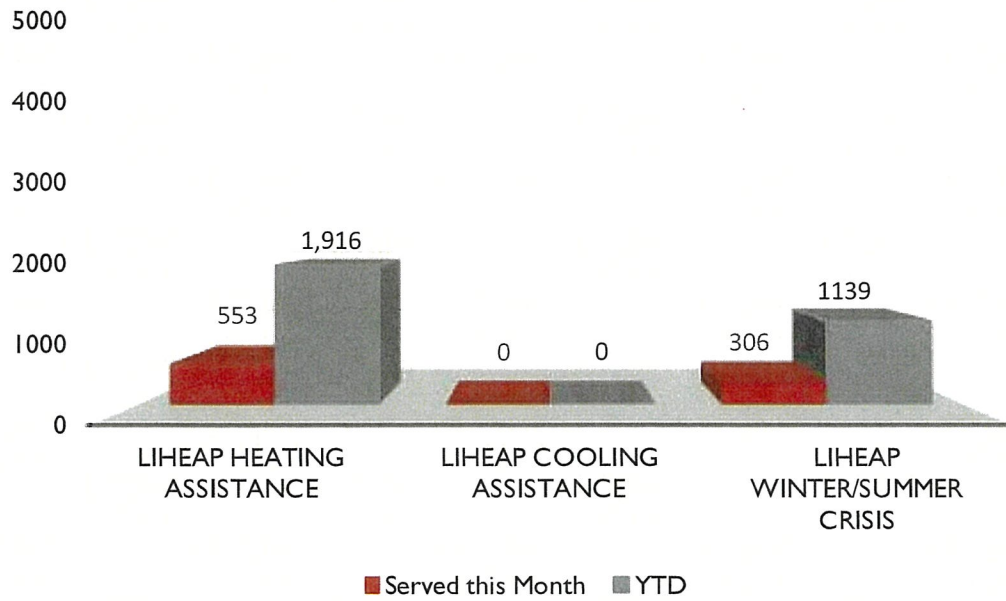
Burial Assistance



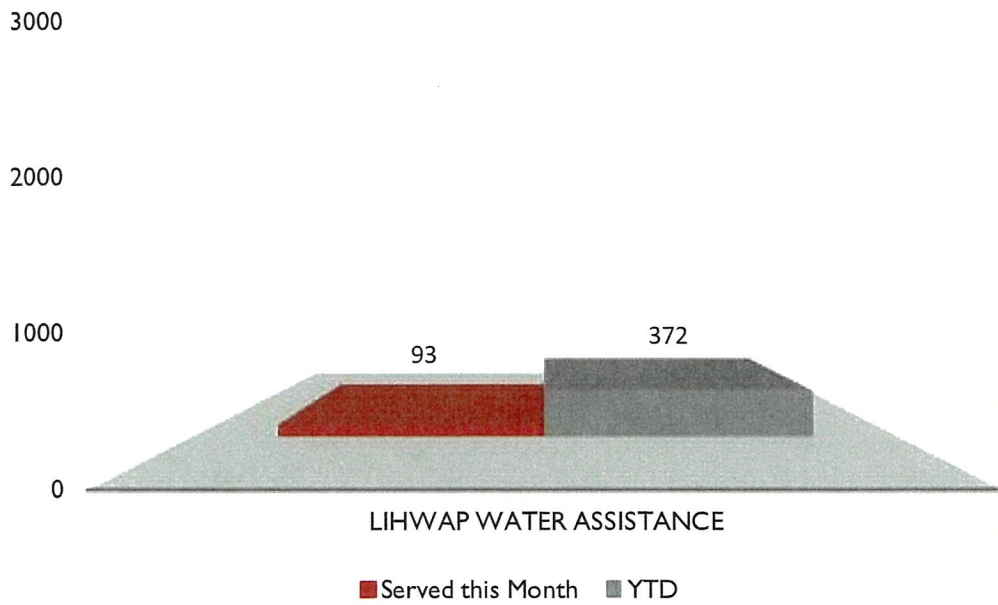
Elder Services



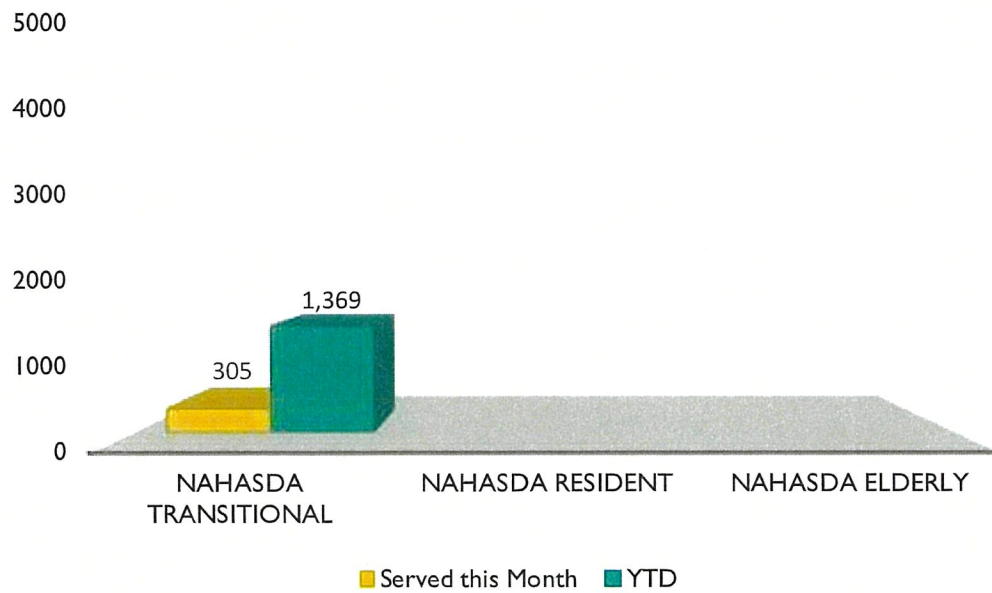
LIHEAP



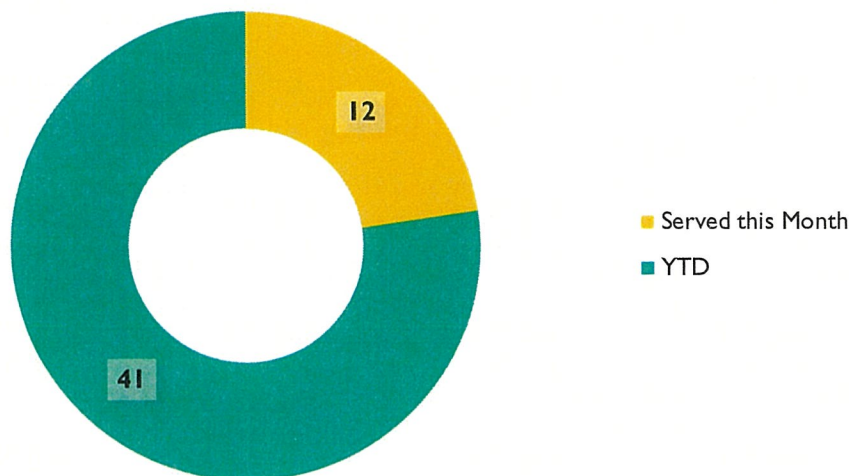
LIHWAP



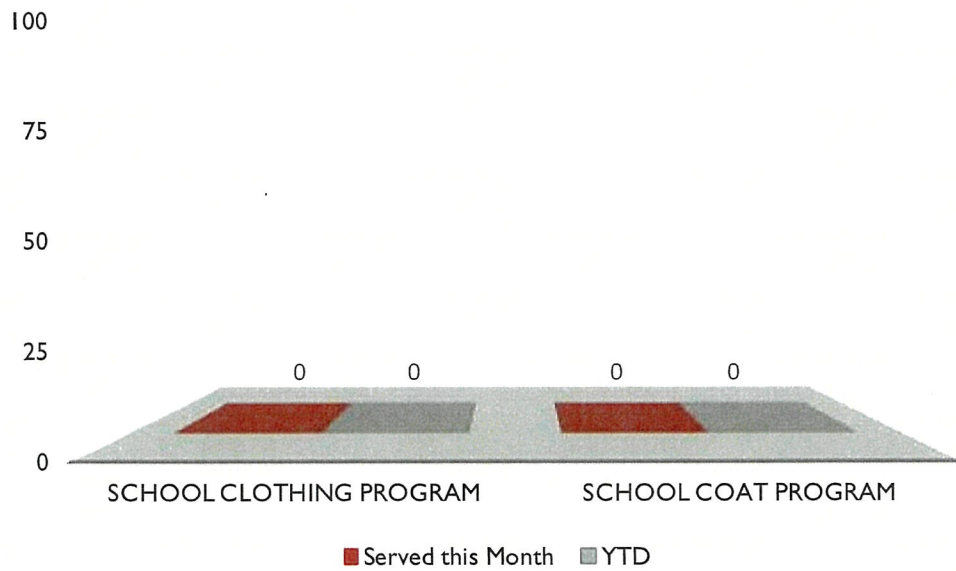
NAHASDA



Tribal Emergency Assistance



School Clothing Assistance



INDIAN CHILD WELFARE

SENIOR DIRECTOR – LOU STRETCH

PROGRAMS:

Programs with Court Interaction

Eligibility Notices, Prevention, & Intervention

Child Protective Services

Certification & Placement Services

EMPLOYEES 126

VACANCIES 41

VOLUNTEERS 0

Programs with Court Interaction

OCAPS: Out-Of-District Court Advocacy and Permanency Services

- Involved in child welfare cases in non-jurisdiction counties in Oklahoma and all 50 states.
- Most work is done telephonically or electronically.
- Emphasis on education about the Indian Child Welfare Act and ensuring States comply with it.

SCAPS: State Court Advocacy and Permanency Services

- Involved in child welfare cases inside the 14 counties of which all or part are within the jurisdiction of the Nation.
- Emphasis on education about the Indian Child Welfare Act and ensuring OKDHS compliance, and sometimes provide Tribal Foster Homes.
- Provides services to the families when OKDHS fails to do so or as an alternative to OK DHS services.

TCAPS: Tribal Court Advocacy and Permanency Services

- Involved in child welfare cases which are wholly under the jurisdiction of the Nation and OKDHS is not involved.
- These cases originate on Indian Country or are transferred in from State district courts. Hearings are held at our Tribal Court House. Tribal Foster Homes are fully utilized.

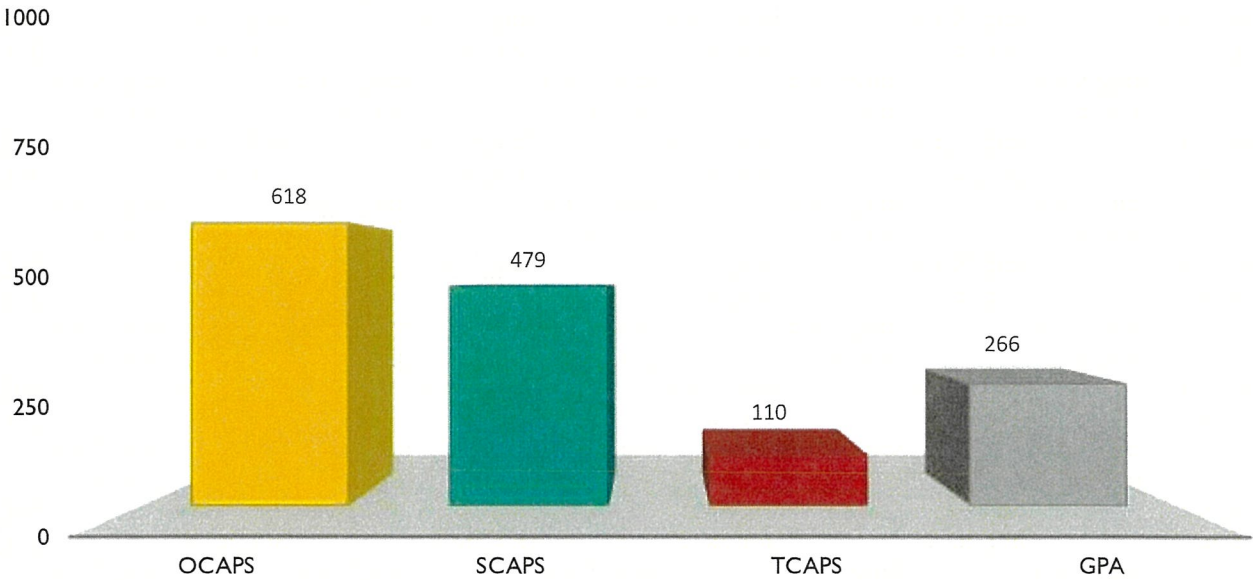
GPA: Guardianships and Private Adoptions

- Involved in civil adoption cases to include voluntary adoption, involuntary adoption and birth parent adoptions.
- Monitors Guardianships and Private Adoptions for compliance with the Indian Child Welfare Act and the best interests of children.
- Serves Cherokee children and their families in Tribal Courts and State Courts throughout the United States.

CPS: Child Protective Services

- Receives referrals involving allegations of maltreatment of Cherokee children.
- Investigates allegations of child maltreatment in Indian Country and co-investigates with DHS in some counties when Cherokee children are involved.

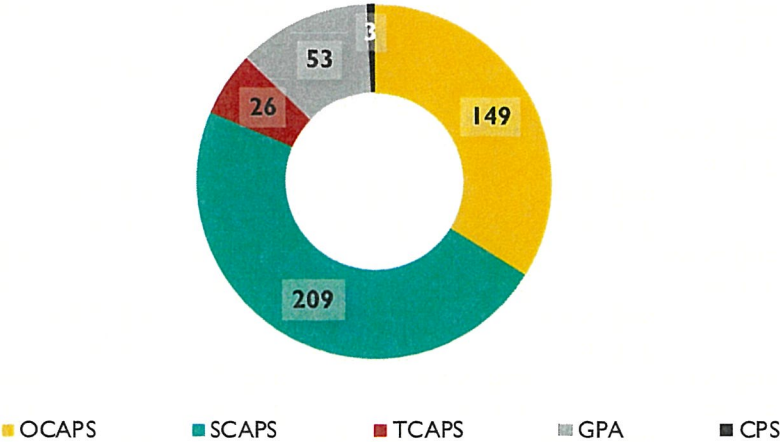
1,473 children with assigned ICW workers



In January

Indian Child Welfare workers went to court 440 times on behalf of Cherokee children and families.
Indian Child Welfare staff worked on cases in 30 states.

Court Appearances



Eligibility Notices, Prevention, & Intervention

When a county or state's child welfare agency gets involved in the life of a family that they suspect to be Cherokee, they are required by the Indian Child Welfare Act (ICWA) to send notice to the tribe. The tribe must then reply to confirm or deny whether the children are members of (or eligible to become members of) the tribe.

Currently, with 7 case workers processing approximately 200-300 pieces of mail per month, response times may vary due to vacancies and depending on the amount of mail received. The tribe has a goal of responding between 45-60 days.

In January

Cherokee Nation received:

550 notices involving 982 children from the State of Oklahoma.

1,001 notices involving 1,627 children from locations outside of Oklahoma.

1,551 notices involving 2,609 children in total.

The average response-to-notice time this month was 12 days.

Indian Child Welfare Family Protection Services Unit (FPS) assists families in need of hands-on training to correct the conditions that lead to children being removed from their home. These services often include completing a 28-week parenting program that discusses topics like discipline, nutrition, budgeting, and housekeeping. We primarily assist all our tribal CAPS cases but can assist in state cases when a request is made. This helps ensure that families have the tools they need to be reunited. We have also added the Triple P Parenting curriculum to our program.

In January

FPS served 33 children and 21 families.

Child Protective Services

In January

Child Protective Services (CPS) received 306 referrals of child abuse/neglect.

306 referrals involved 504 children.

0 of the 306 were co-investigated by OKDHS and CPS.

5 of the 306 were investigated by CPS in Indian Country.

251 of the 306 referrals were from within reservation boundaries.

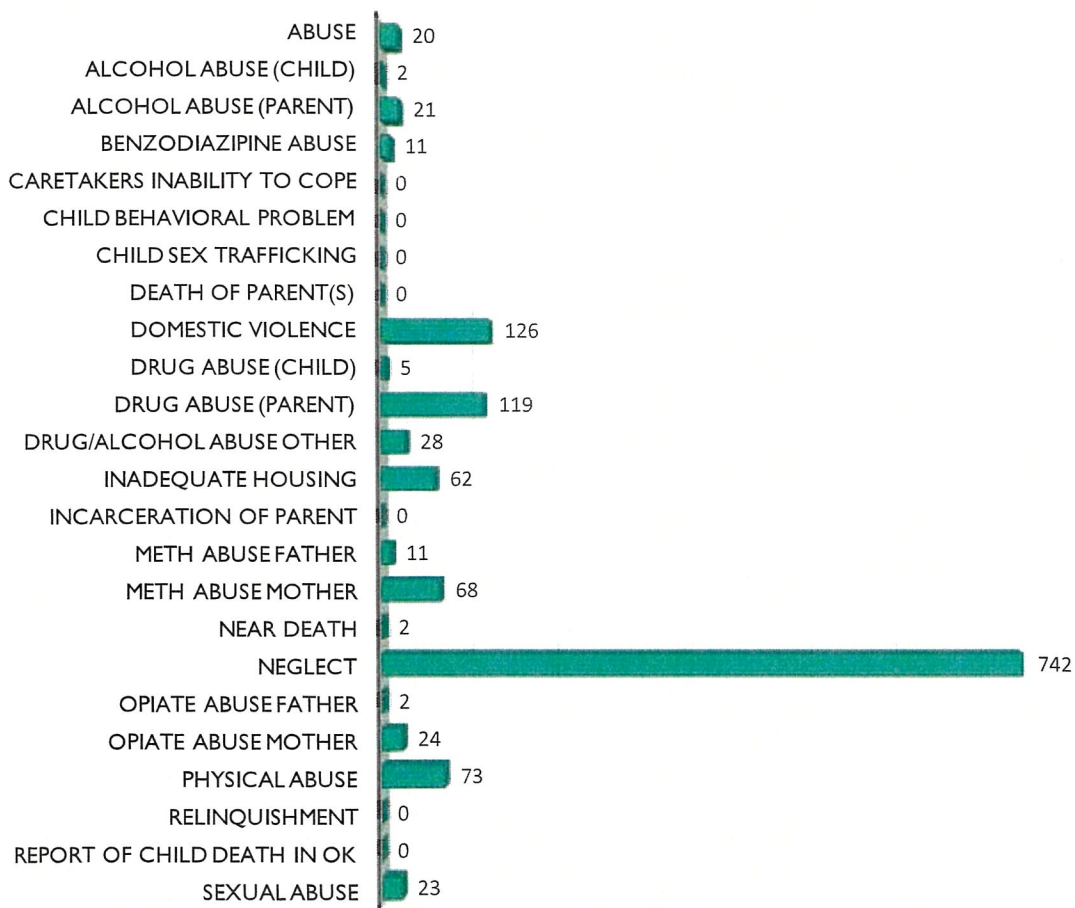
33 of the 306 referrals are those for which ICW is solely responsible.

1 Cherokee child(ren) were removed from tribal land due to confirmed abuse/neglect.

0 child death(s) occurred from within the reservation boundaries.

1 near death(s) occurred from within the reservation boundaries.

Types of Abuse/Neglect Reported

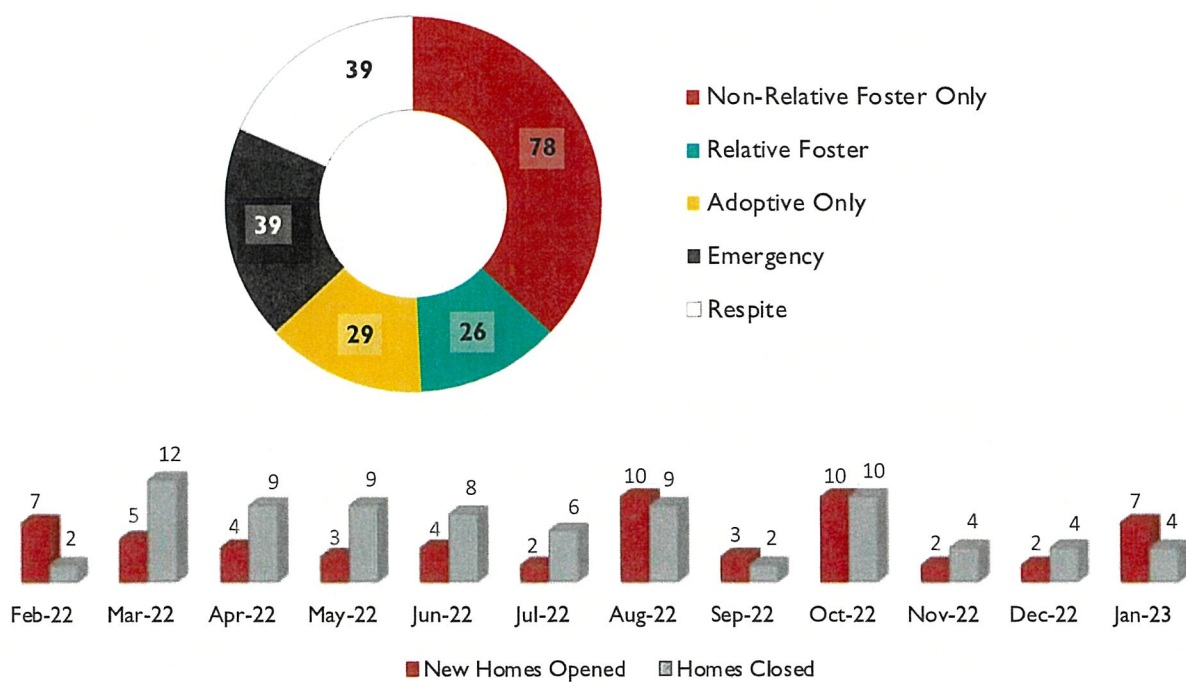


Certification & Placement Services (Foster & Adoptive Homes)

Types of Certified Placement Resource Homes

- **Non-Relative Foster:** Families who are willing to take in children they do not know on a temporary basis, but may last years. These families usually do not adopt children.
- **Relative Foster:** Families who are related to the children and are fostering them. They do not take in children they are not related to.
- **Non-Relative Adoptive:** Families who hope to adopt children when the children's parents' rights are terminated. These homes take placements of children who are legally free for adoption.
- **Emergency:** Homes that take placement on an emergency basis not to exceed 48 hours.
- **Respite:** Homes that take placement on a temporary basis, not to exceed 10 days.

Homes by Type



OFFICE OF CHILD SUPPORT

DIRECTOR – KARA PASQUA

EMPLOYEES 31
VACANCIES 6
VOLUNTEERS 0

Total Client Contacts

3,034

Total Client Interview Contacts

95

Total Court Hearings

15

Total Applications Distributed

57

Total Actions on CS Cases

1,614

Total Cases Opened

54

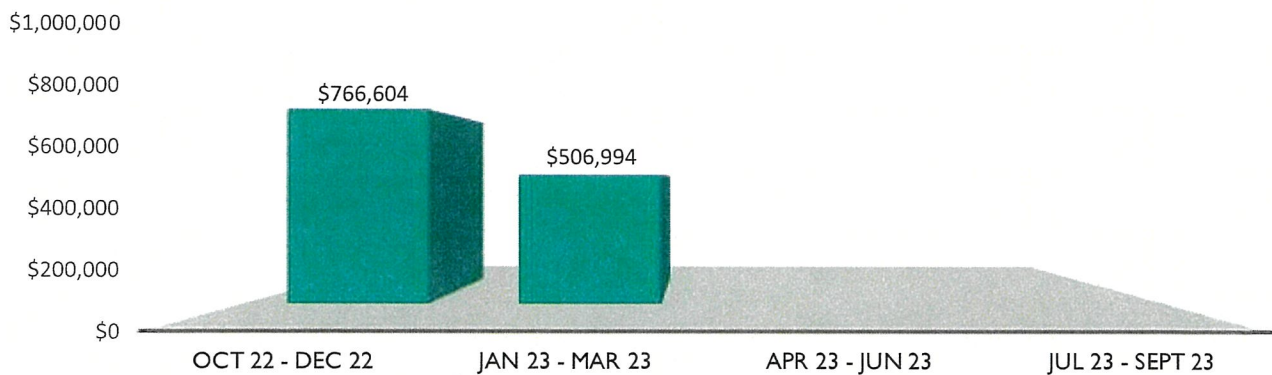
Total Referrals for Services

57

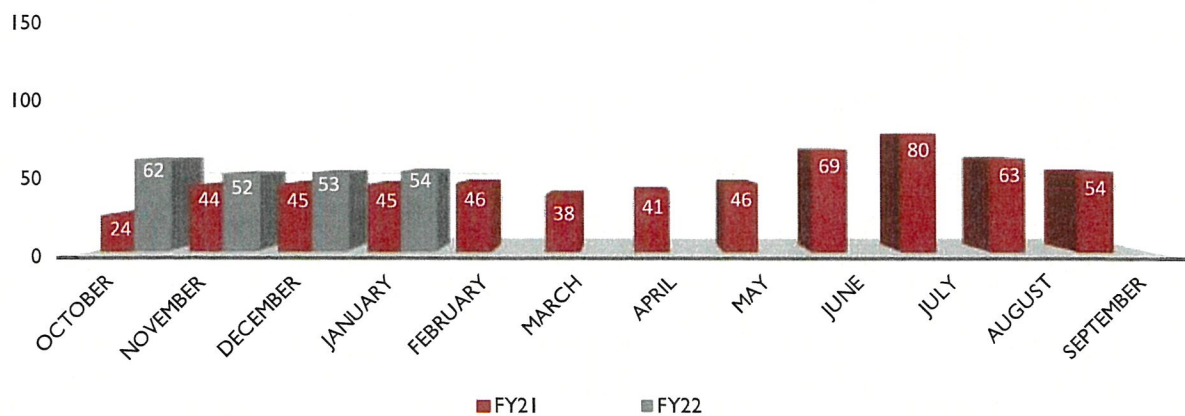
Total Collections for 44927

\$249,270

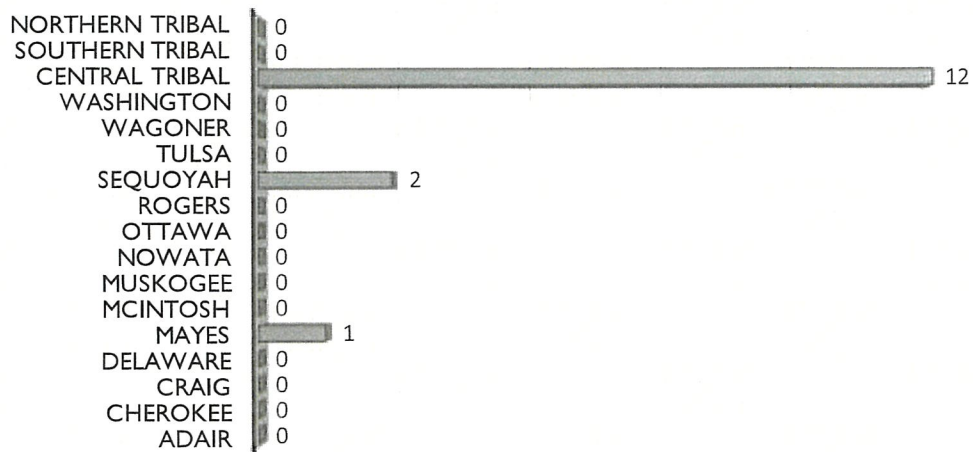
Total Quarterly Collections



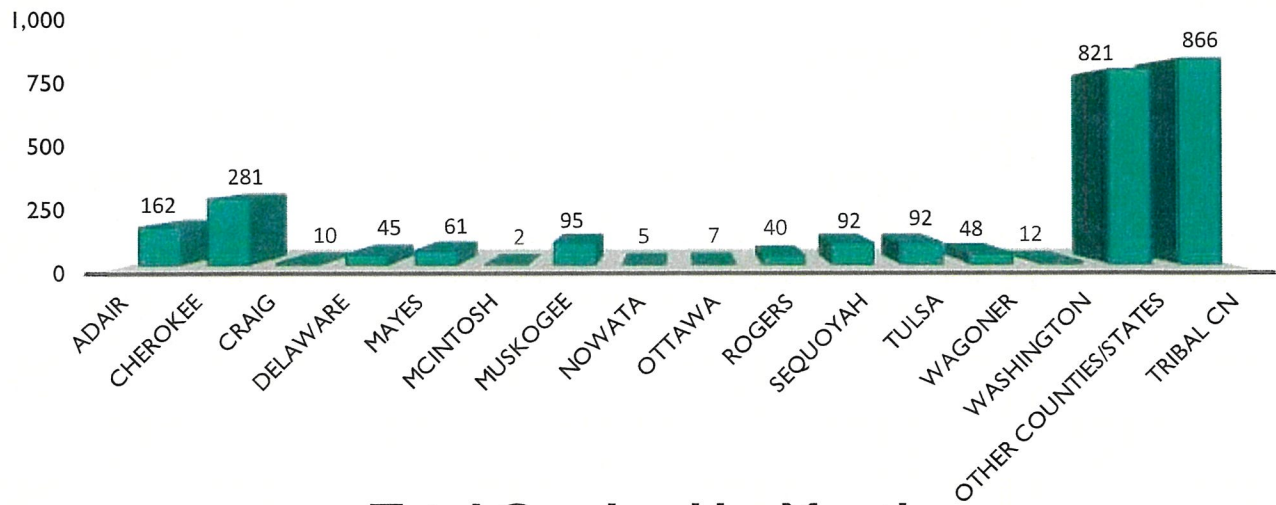
Total Applications Received



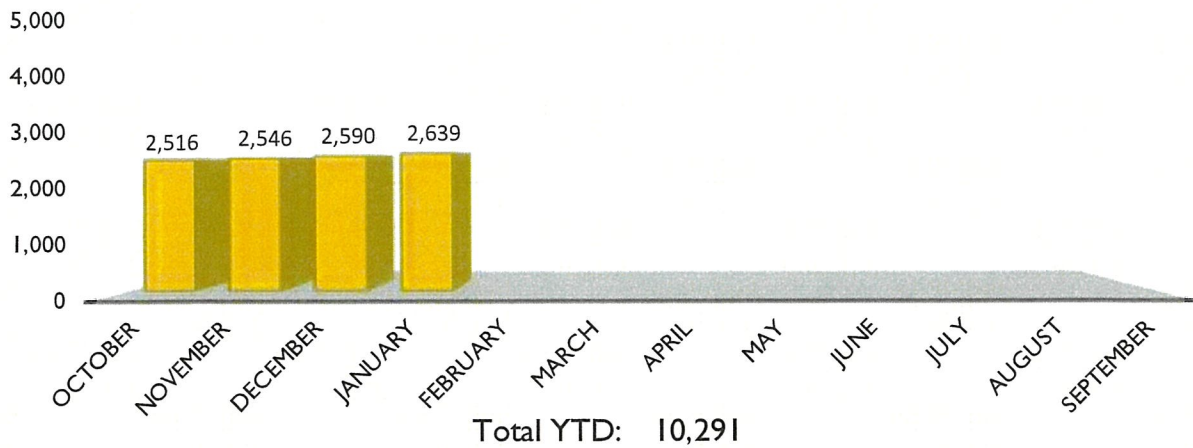
Court Docket Appearances



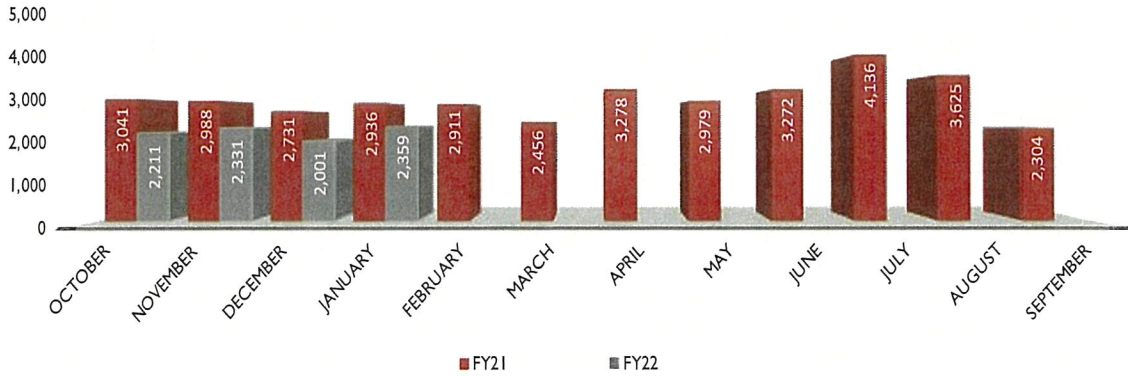
Case Load by County



Total Caseload by Month



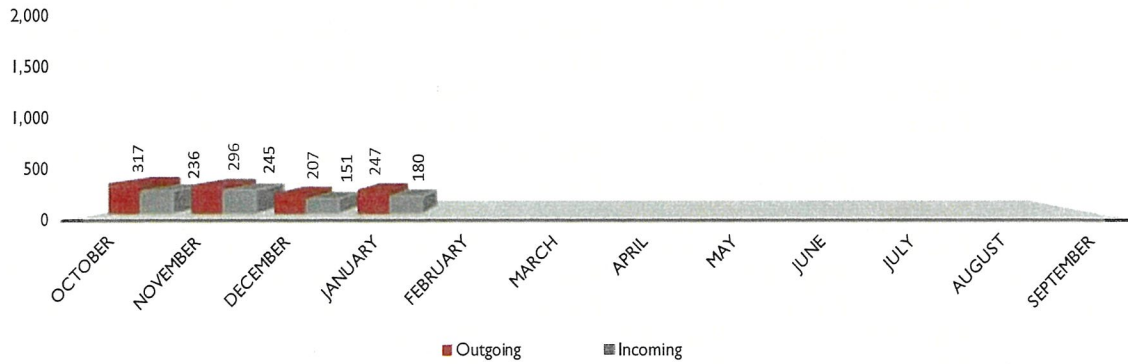
CNOCSS Website Activity



Total FY21: 36,657

Total FY22: 8,902

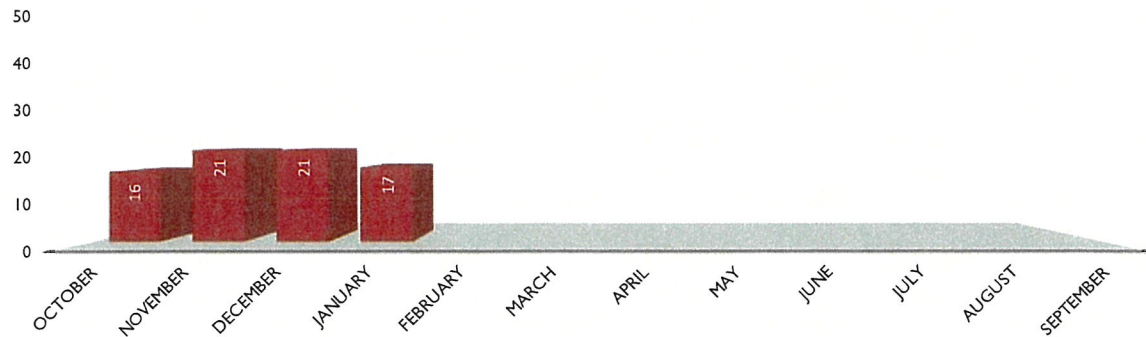
Text Usage to Communicate with Clients



Total Outgoing YTD: 1,067

Total Incoming YTD: 812

New Opt-In to Texts via Website



Total YTD: 75

YOUTH SERVICES & SPECIAL PROJECTS

DIRECTOR – LINDA VANN

PROGRAMS:

John A. Ketcher Youth Services Center

MAC (Making a Change)

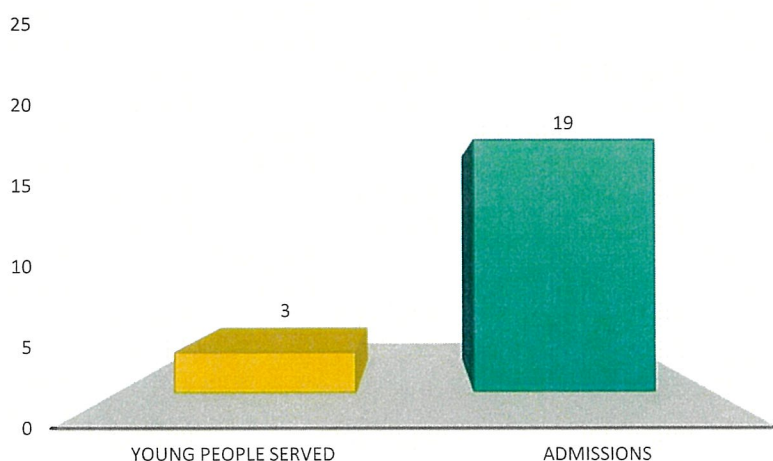
Youth Services

EMPLOYEES 12.5

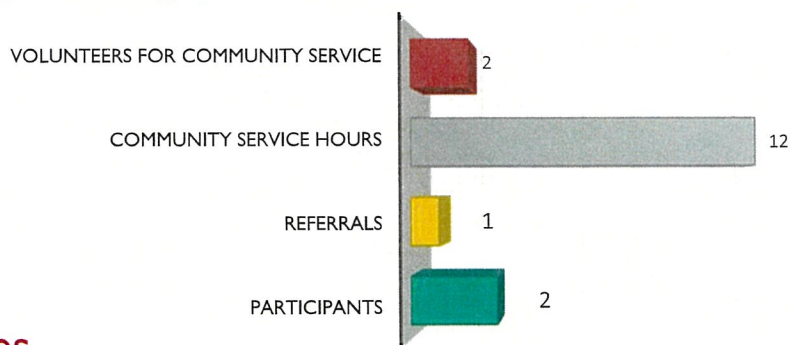
VACANCIES 2

VOLUNTEERS 0

John A. Ketcher Youth Services Center



MAC (Making a Change) Classes



Youth Services

Outreach Client Advocacy/Counseling

Total Clients Served

25

Total Community Events & Presentations

0

Participants in Presentations

0

CHEROKEE NATION TRIBAL COUNCIL

COMMUNITY SERVICES COMMITTEE REPORT

Group: Transportation & Infrastructure **Month/Year of Report:** March 2023 (Data for January 2023 Activities)

Executive Director: Michael Lynn **Phone:** 453-5396 **E-mail:** michael-lynn@cherokee.org

I. Budget Highlights

Transferred \$3.3M in IHS IJA Project Funding to Cherokee Nation:

Amount	PROJECT#	PROJECT
\$1,521,000.00	Cherry Tree RWD – System Improvements	OK-22-03I
\$177,000.00	Multi-County Individual Regular Scattered Project	OK-22-05I
\$655,000.00	Chelsea EDA – WWTP Rehabilitation Project	OK-22-09I
\$326,000.00	Adair RWD # 2 - 4640 Rd WL Extension Project	OK-22-32I
\$694,000.00	South Delaware RWA – Chewey Rd WL Extension Project	OK-22-43I
\$3,373,000.00		

II. Program Highlights

a.) Balanced Scorecard Measures

- 43 new water & septic installs
- 26 water & septic repairs
- 32 water analyses performed
- 35 site evaluations
- 28 soil tests
- 42 food handlers trained
- 53 facility inspections, technical assistance and investigations

• Accomplishments

Issued PO to install electrical services to D-11 Public Restroom project.

Met with representatives with ORWA and OWRB about Mankiller Soap Water Act and possible partnership opportunities.

Meet virtually with representatives of US EPA to discuss training over new Creating Resilient Water Utilities (CRWU) tool box.

Completed MSWA assessment for Cherokee Co RWD # 13 and met with ORWA staff to discuss future evaluations and activities.

Assisting Human Services and Commerce with Safe Haven Modular Village project.

Final Inspection Ironside Water System Improvements – Craig Co.

Signed MOA's with Cherokee Co RWD # 7 and Chelsea EDA.

Kick off meetings with Cherry Tree RWD and for lead service line inventory technical assistance project and had project update meeting with 120Water consultants.

CHEROKEE NATION TRIBAL COUNCIL

COMMUNITY SERVICES COMMITTEE REPORT

Issued NTP to Orr Construction for construction of the Chewey Waterline Extension (\$1,502,200) funded by CN ARPA and IHS funding.

Met with Colcord PWA, Cherokee RWD # 13, and Kenwood Water District to discuss future projects.

Held pre-construction meeting with Marble City PWA for WW Improvements Project.

Held pre-bid meeting for the Markoma Office Remodel project.

- **Future Plans**

Locust Grove WTP on schedule for substantial completion and start-up by late March.

Issuing RFQ's for Regionalization and Drought Assessment projects.

Attending the February Funding Agency Coordinating Team (FACT) meeting.

Meeting with Cherokee Co District 3 Commissioner about resurfacing project in Indian Meadows as part of the sanitary sewer extension project.



New Pump Building – Locust Grove Water Treatment Plant

CHEROKEE NATION TRIBAL COUNCIL
COMMUNITY SERVICES COMMITTEE REPORT



New Generator Locust Grove Water Treatment Plant



Indian Meadow Sanitary Sewer Improvements – Tahlequah Public Works

CHEROKEE NATION TRIBAL COUNCIL
COMMUNITY SERVICES COMMITTEE REPORT



Indian Meadow Sanitary Sewer Improvements – Tahlequah Public Works

OFFICE OF ENVIRONMENTAL HEALTH

Director: Billy Hix

Phone: 453-5126

PERFORMANCE: JANUARY 2023

DISTRICT # & COUNTY	FACILITY DATA SYSTEM			Food Handlers Trng	INDOOR AIR QUALITY Sampling/TA	Water Test Completed BACT/Chemical	Primary Drinking Water Standards Violations	Well Assessments	Site Evals	Perc Tests	Soil Profiles	
	Inspections - Referrals	Investigations - Complaints	Technical Assistance									
1, 2 & 3-Cherokee/Wagoner	7		4	8		BT 2/Chem 4	6		16		5	
4 - Muskogee/McIntosh			2			Chem 1	1		2		2	
5 & 6 Sequoyah	2		3			Chem 2	2		3		4	
7 & 8 Adair			1			Chem 1	1		1		1	
9 & 10 Delaware/Ottawa	1		5			BT 9/Chem 11	4	1	6		1	
11 - Craig			1								3	
12 - Nowata/Washington			2						1		3	
13 - Tulsa	6	2	1	34							2	
14 - Rogers	10		3						3		4	
15 - Mayes			3			BT 1/Chem 1			3		3	
	26	2	25	42	0	32	14	1	35	0	28	Reduce # of Priority Violations
YEAR TO DATE		289		262	2	162	50	4	103	75		5
ANNUAL GOAL		800		850				50	220	220		21
% COMPLETE		36%		31%				8%	47%	34%		100
												21%

HIGHLIGHTS:

Training -

Meetings -

Misc. -

PROGRAM DESCRIPTION:

This office helps to ensure that tribal facilities are operated in a safe and sanitary manner and provides Tribal members with services and information to lead environmentally healthy lifestyles through inspections and investigations related to food, vectors, water and waste water. This office further provides food service training for certification, environmental disease prevention training, injury prevention intervention, water sampling, and indoor air quality investigations.

**Engineering Project Report
January 2023**

Project Name	Project #	Project Type	System	County	Council District	Total Project Cost	# Tribal Homes	Project Status
Cherry Tree Wastewater Force Main to Stilwell	OK18V44	Sewer	Cherry Tree	Adair	7,8	\$1,172,000.00	68	Bidding/Contracting
Blue Bird Dr. WLX	OK19V56	Water	TPWA	Cherokee	3	\$55,000.00	4	Row/Permitting
Transmission/System Rehabilitation	OK19V72	Water	Iron Side Water Dist.	Craig	11	\$714,000.00	64	Under Construction
North Bryant Rd	OK19V79	Water	Cherokee RWD #3	Cherokee	1	\$40,000.00	2	Eng. Design/Nepa
West Grandview Rd	OK19V81	Water	Cherokee RWD #3	Cherokee	1	\$192,500.00	10	Eng. Design/Nepa
West 750 Rd	OK19V82	Water	Cherokee RWD #3	Cherokee	1	\$184,500.00	8	Eng. Design/Nepa
Tenkiller Utility Authority	OK19V89	Water	Tenkiller Utility Auth	Cherokee	1,2,15	\$11,545,000.00	1678	Row/Permitting
Sewer System Upgrade	OK19V91	Sewer	Braggs PWA	Muskogee	4	\$2,138,000.00	45	Post Construction
WTP Improvements	OK19V94	Water	Locust Grove PWA	Mayes	9,15	\$10,877,539.00	307	Under Construction
Rocky Ford WL Ext	OK19V95	Water	Delaware #11	Delaware	9	\$545,000.00	65	Eng. Design/Nepa
Indian Meadows SS	OK19W00	Sewer	TPWA	Cherokee	3	\$1,355,000.00	118	Under Construction
Kenwood Sewer Lagoon Rehab	OK20W13	Sewer	Kenwood Water Dist	Delaware	9	\$1,032,000.00	24	Eng. Design/Nepa
Raw Water Intake	OK20W23	Water	Nowata Municipal Auth	Nowata	12	\$201,000.00	469	Eng. Design/Nepa
Sewer System Rehab	OK21W67	Sewer	Colcord PWA	Delaware	9	\$504,000.00	81	Funded
Water System Improvements	OK2203I	Water	Cherry Tree	Adair	7,8	\$5,821,000.00	838	Eng. Design/Nepa
WWTP Improvements	OK2209I	Sewer	Chelsea Economic Dev Auth	Rogers	14	\$3,174,800.00	193	Bidding/Contracting
4640 Rd Water Line Replacement	OK2232I	Water	Adair RWD #2	Adair	7	\$326,000.00	12	Eng. Design/Nepa
Chewey WL Extension	OK2243I	Water	South Delaware Co RWA	Adair	7,8	\$1,400,000.00	23	Bidding/Contracting
Lagoon Rehabilitation/Sewer Sys. Improvements	OK22W90	Sewer	Marble City	Sequoyah	5	\$2,183,619.00	73	Eng. Design/Nepa
Cherokee #1/Muskogee #7 Connection	FRF	Water	Cherokee RWD #1	Cherokee	1	\$800,000.00	170	Row/Permitting
Water System Improvements	FRF	Water	Nowata Municipal Auth	Nowata	12	\$3,147,000.00	469	Eng. Design/Nepa
ter Storage Tank	FRF	Water	Delaware #1	Delaware	9	\$500,000.00	123	Eng. Design/Nepa
er System Improvements	FRF	Water	Lenapah PWA	Nowata	11	\$700,000.00	41	Eng. Design/Nepa
Kenwood Water System Improvements	FRF	Water	Kenwood Water Dist	Delaware	9	\$1,500,000.00	174	Pre-Engineering
Stilwell Flow Equalization Basin	FRF	Sewer	Stilwell Area Dev. Auth.	Adair	7,8	\$2,975,000.00	675	Bidding/Contracting
Wauhatchie Water Line Extension	FRF	Water	Adair RWD #2	Adair	7	\$750,000.00	76	Eng. Design/Nepa
Snake Creek / Iron Post Water Line	FRF	Water	Locust Grove PWA	Mayes	9	\$7,000,000.00	98	Eng. Design/Nepa
Water System Improvements	FRF	Water	Salina PWA	Mayes	9,10,15	\$3,121,000.00	126	Eng. Design/Nepa
WTP and Raw Water Intake Improvements	FRF	Water	Stilwell Area Dev. Auth.	Adair	7,8	\$19,305,000.00	958	Eng. Design/Nepa
Water Sewer Upgrades	FRF	Water/Sewer	Town of Collinsville	Tulsa	13,14	\$18,060,000.00	650	Pre-Engineering
Water System Improvements	FRF	Water	Pettit Mountain Water Assoc.	Cherokee	3	\$760,000.00	16	Bidding/Contracting
Raw Water Intake Pumps	Tribal	Water	South Delaware Co RWA	Delaware	7,8,9	\$363,100.00	480	Under Construction
Woodcrest Sewer Line Ext.	Tribal	Sewer	Town of Catoosa	Rogers	13	\$825,000.00	30	Eng. Design/Nepa
Total						\$103,267,058.00	8168	

Service Spotlight

This newsletter is intended to provide a spotlight on a service recently provided through the Cherokee Nation Engineering & Sanitation Facilities Construction program.

Skyler Sellers is a Cherokee Citizen who lives in Adair Co east of Stilwell. Mr. Sellers applied for services in July 2022 for a new home he was planning on constructing. Mr Sellers contacted the SFC program in August 2022 stating his slab had been poured. Framing on the home did not start until late November 2022. A site evaluation and soil test were performed and the soil test called for a conventional septic system. The work was assigned to the Tahlequah force account crew on December 12, 2022. The crew moved on site in January 2023 to install services in inclement weather. The crew did an outstanding job considering the weather that they had to overcome. Services were completed on February 3, 2023.



Applicant: Skyler Sellers

Funding Source:

IHS FY22 Scattered Housing Funds

Total Cost of Service:

\$18,317

Mitigating factors/challenges overcome:

Inclement weather

CN Council District

D8



CHEROKEE NATION TRIBAL COUNCIL
DEPARTMENT OF TRANSPORTATION & INFRASTRUCTURE COMMITTEE REPORT

Group: Department of Transportation & Infrastructure **Month/Year of Report:** March 2023

Executive Director: Michael Lynn **Phone:** 918-453-5396 **E-mail:** Michael-Lynn@cherokee.org

Comments:

ADAIR COUNTY PROJECTS:

1. Dahlonegah South Road (TCM Dist. 7) – Bid was awarded to APAC-Central with a bid of \$7,450,450.00 and a project end date of March 31, 2024. Construction is 5% complete. Clearing and grubbing and setting up has started.
2. Malloy Hollow (TCM Dist. 7) – Right of Way Acquisition continues with new parcels being recently acquired, bringing acquisition to 38% completion. Design of Malloy Bridge has begun.

CHEROKEE COUNTY PROJECTS:

1. Northeast Fort Gibson Phase II (TCM Dist. 1 & 4) – Estimated project cost is \$4,288,414 – H&G Paving Contractors, Inc. was awarded the project for \$2,840,987.40 with a construction ending date of December 3, 2022. Construction is 36 % complete. Liquidated Damages began December 4, 2022. Working on drainage structures, subgrade and Aggregate Base. Project is extremely behind schedule.
2. Mud Valley Road (TCM Dist. 1 & 3) – Estimated project cost is \$14,320,000. Utility relocations continue to work towards a March 15, 2023 deadline. Cherokee County RWD 11, HPWA, and NOPFA have completed final tie-ins. Cherokee County RWD 3, LREC, and LRTC continue with their relocations. GRDA is finalizing their Cherokee Nation Utility Relocation Agreement. On January 10th it was determined that Tahlequah Cable TV will be impacted by the road project, relocation plans are currently in design. Utility relocation costs are currently estimated to cost \$4,166,384.54. Paragon Contractors, LLC. has been awarded this project for a construction cost of \$13,345,543.00. This is the highest construction bid CNDOT has done to date.
3. Indian Road – Cherokee and Sequoyah County - Bronze Oak, LLC. was awarded this project in the amount of \$1,730,689.90. This project has a completion date of October 4, 2023 with a incentive/disincentive rate of \$5,000 per calendar day. The incentive to complete is up to a maximum of 30 days. Construction began on January 23, 2023. Construction is 5% complete. Crews clearing and grading flow line.

CRAIG COUNTY PROJECTS:

1. NS 4410 Road, Will Rogers Turnpike Bridge (TCM Dist. 11) – Estimated project cost is \$5,597,000. Sherwood Construction was awarded this project for \$8,671,082.94. Construction began on September 6, 2022.

CHEROKEE NATION TRIBAL COUNCIL
DEPARTMENT OF TRANSPORTATION & INFRASTRUCTURE COMMITTEE REPORT

DELAWARE COUNTY PROJECTS:

1. Kansas Dry Creek East (TCM Dist. 9) – Estimated project cost is \$2,783,083. Right of Way (R/W) staking has been completed. Appraisal reports are being prepared. Contact with property owners has begun.

SEQUOYAH COUNTY PROJECTS:

1. Dwight Mission Road (TCM Dist 5) – Estimated project cost is \$10,263,728. This is a cooperative project between ODOT, Sequoyah County and CNDOT. This project is approximately 98% complete. Project is in Liquidated Damages and awaiting completion. No change

CHEROKEE TRANSIT SYSTEM:

Ridership on all routes for the month of January 2023 are:

1. Sallisaw to Tahlequah – 78 rides
2. Pryor to Catoosa – 216 rides
3. Salina to Catoosa – 144 rides
4. Stilwell to Tahlequah – 62 rides
5. Muskogee to Tahlequah – 53 rides
6. Tahlequah to Chouteau/Pryor – 76 rides
7. Tahlequah to Catoosa – 92 rides
8. Stilwell to West Siloam Springs – 51 rides
9. Individual Demand Response Trips: 6,931

Total Rides: 7,703

Note: Ridership reports run 2 months behind.

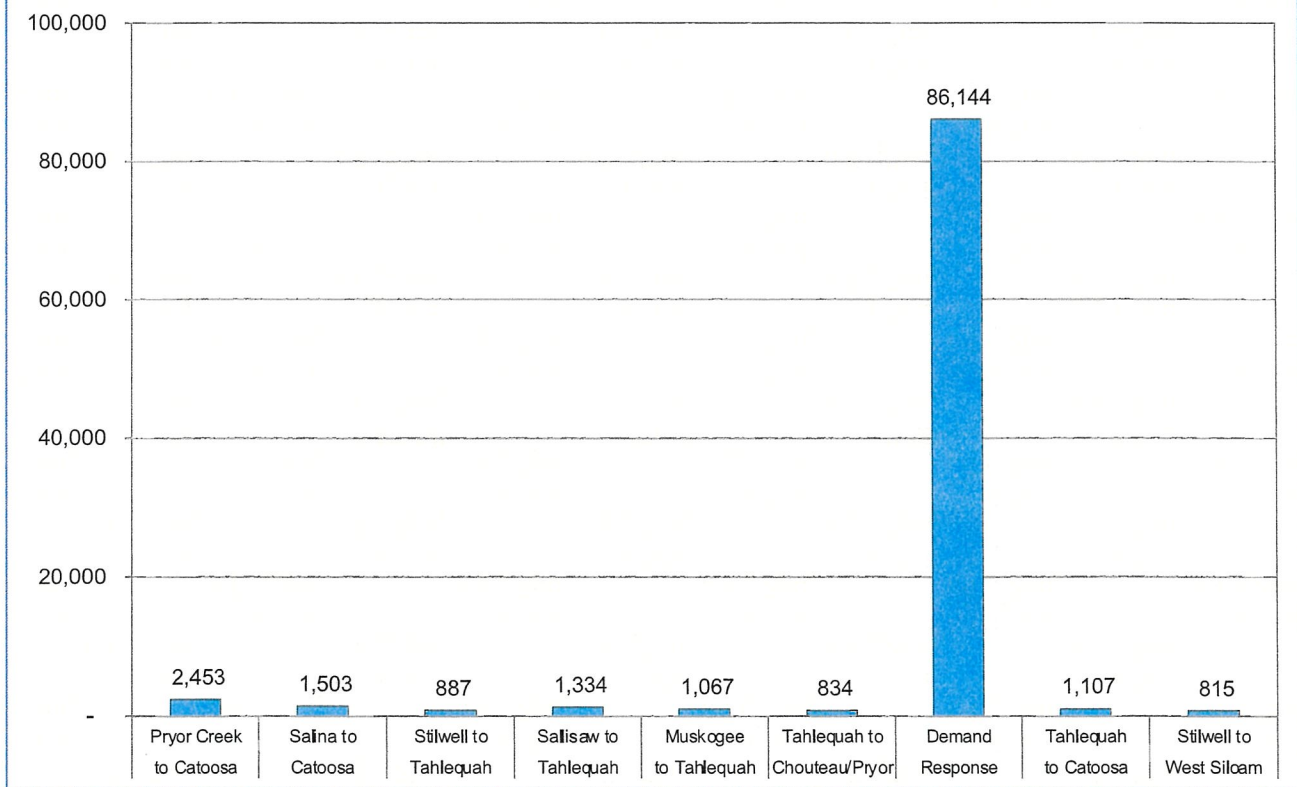
ᏌᏍᏔᏅ ᏃᏌᏁ
CHEROKEE NATION®



Cherokee Nation Transit

Ridership Update – February 2023

Cherokee Nation Transit - 96,144 Rides YTD

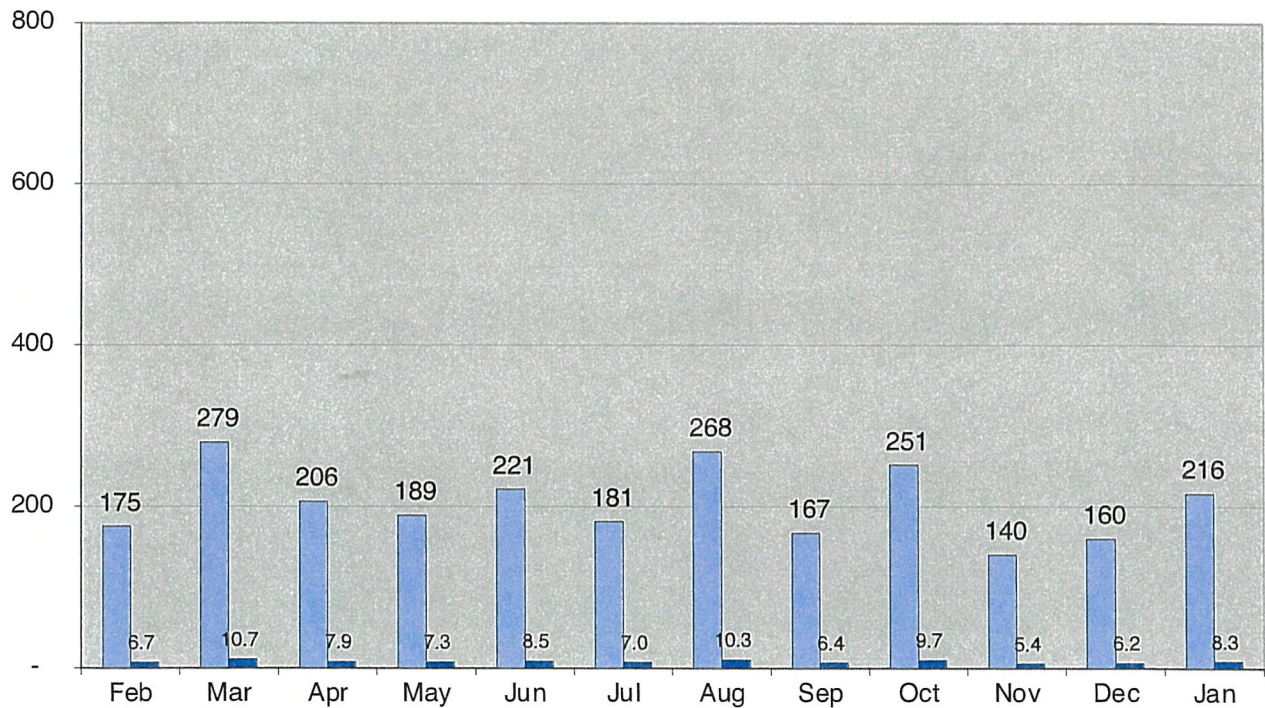


January 2023 Route Performance

Route	Number of Rides
Pryor Creek to Catoosa	216
Salina to Catoosa	144
Stilwell to Tahlequah	62
Sallisaw to Tahlequah	78
Muskogee to Tahlequah	53
Tahlequah to Chouteau/Pryor	76
Tahlequah to Catoosa	92
Stilwell to West Siloam Springs	51
Individual Demand Response Trips	6,931
Grand Total	7,703

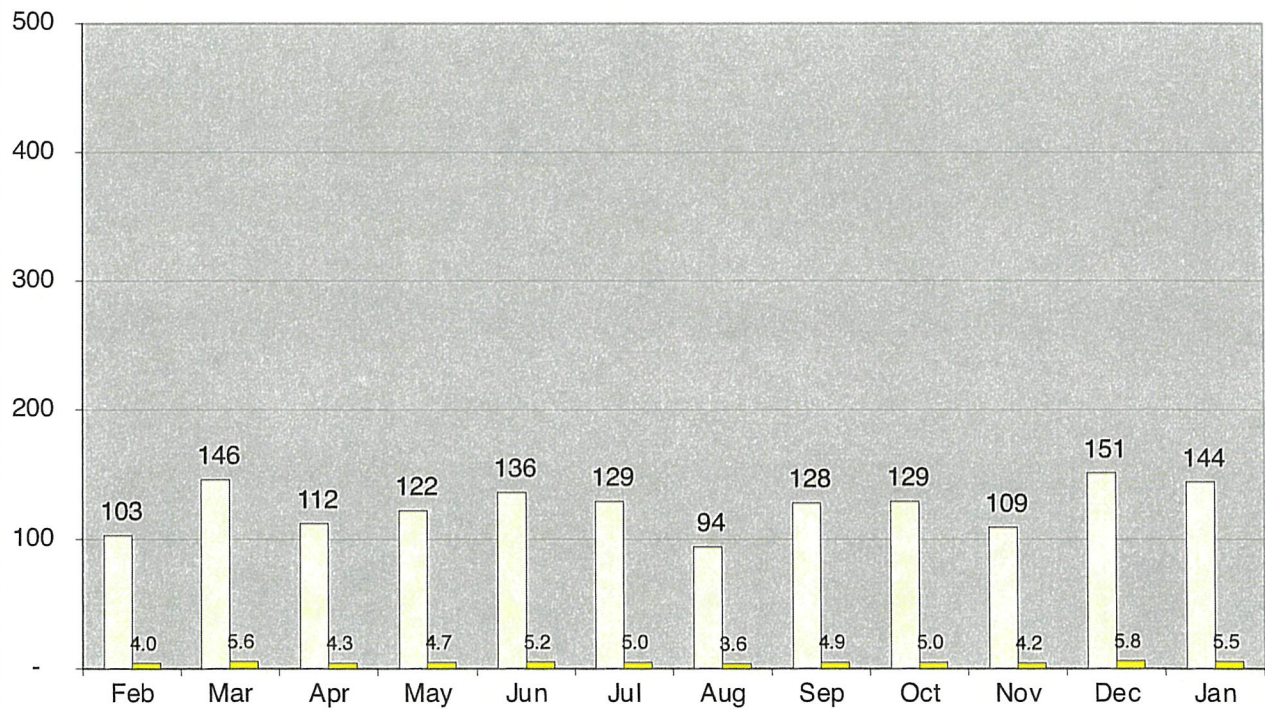
Pryor Creek to Catoosa Monthly Ridership - 2022/2023

■ Total Number of Rides ■ Average Number of Rides Per Day



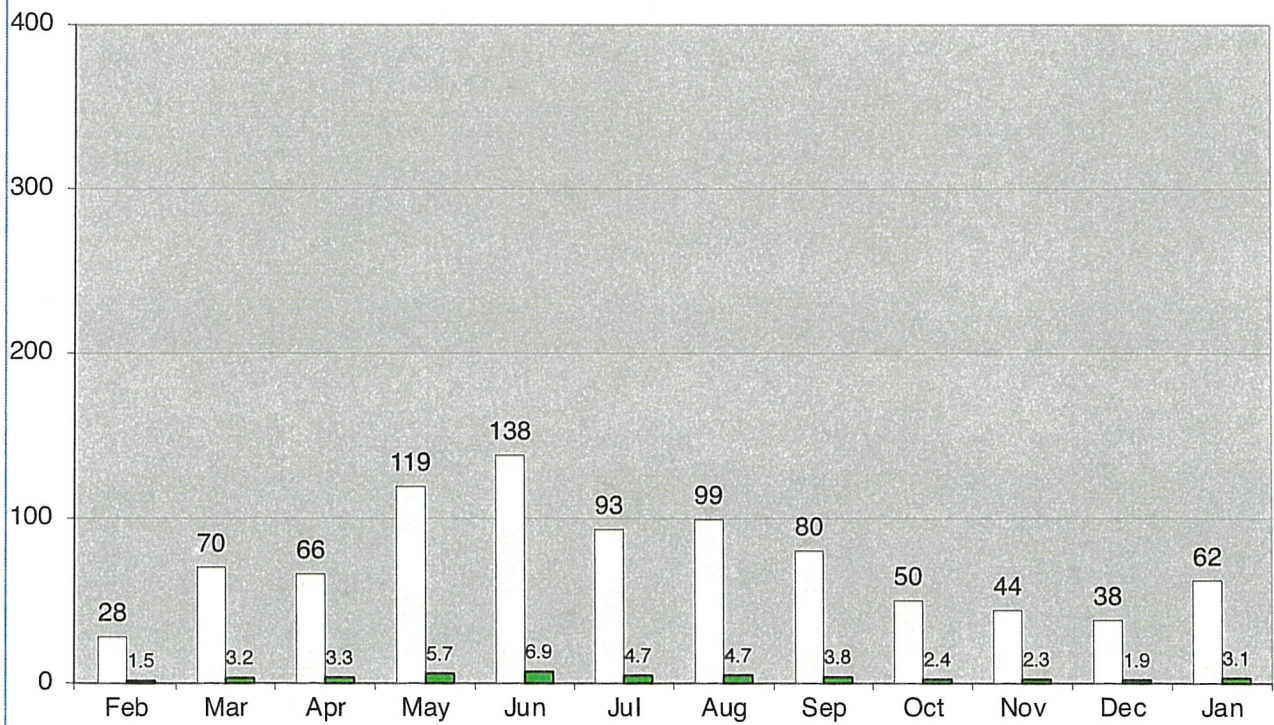
Salina to Catoosa Monthly Ridership - 2022/2023

□ Total Number of Rides ■ Average Number of Rides Per Day



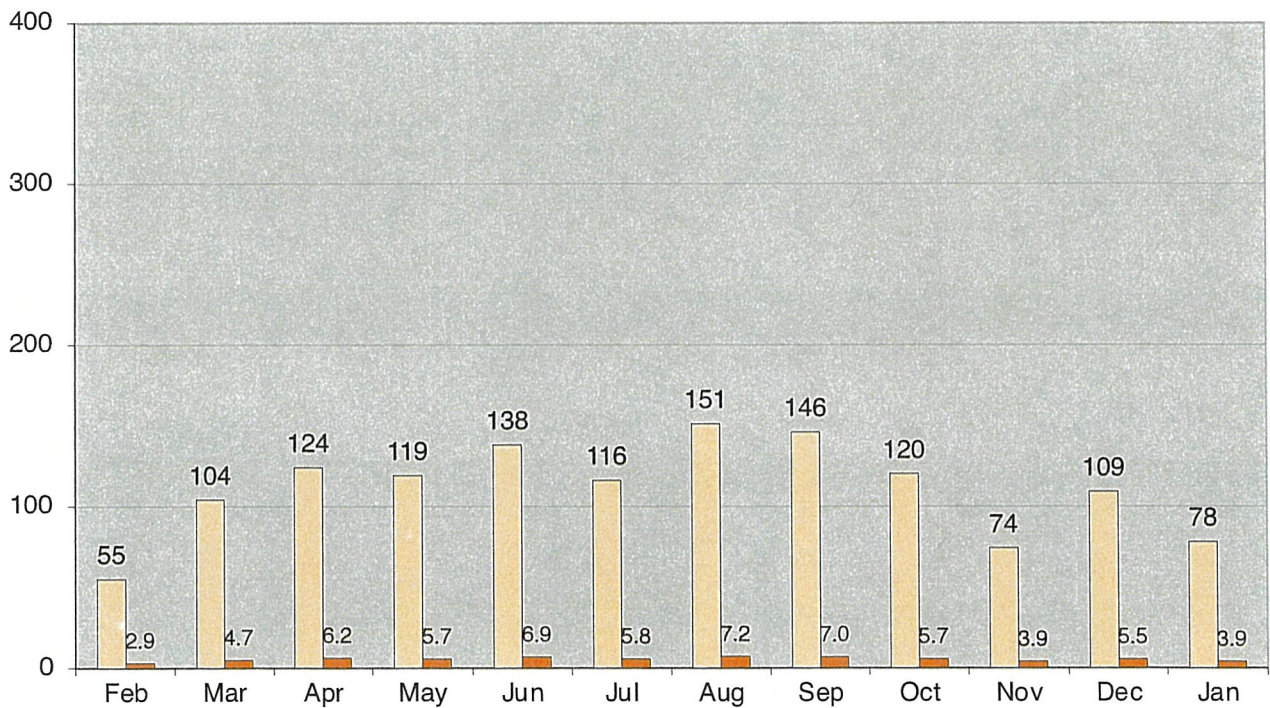
Stilwell to Tahlequah Monthly Ridership - 2022/2023

□ Total Number of Rides ■ Average Number of Rides Per Day



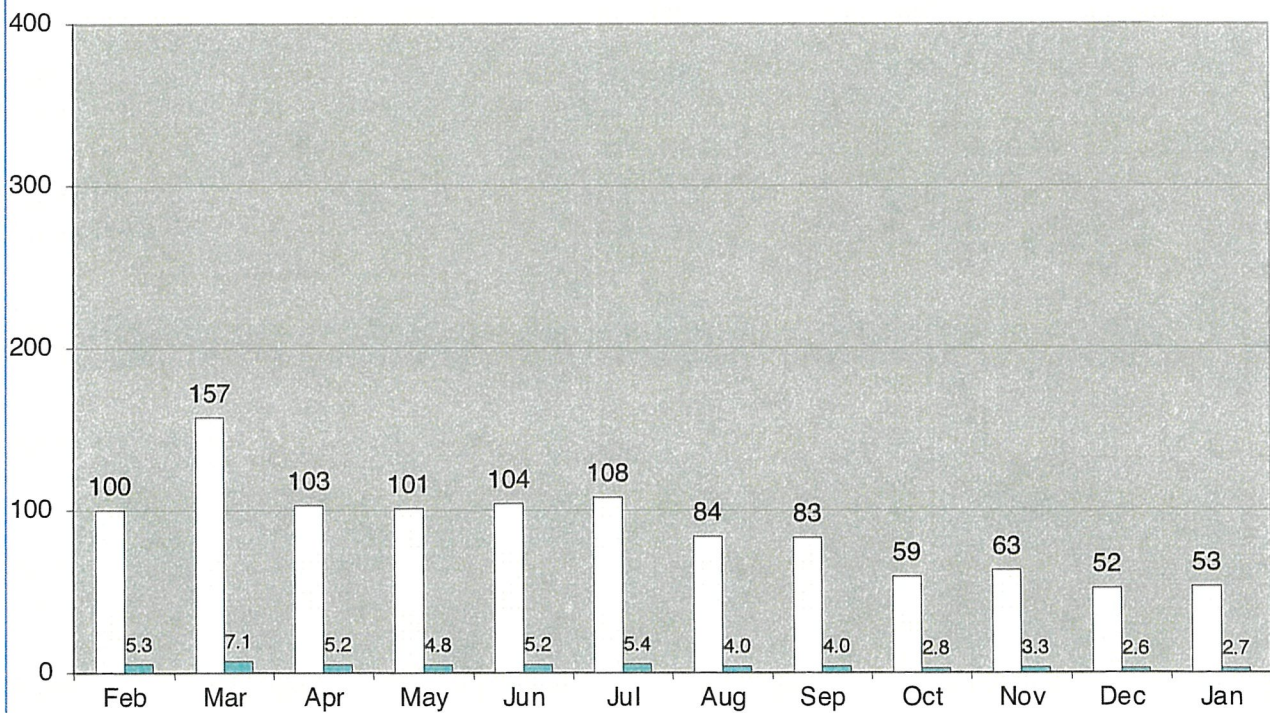
Sallisaw to Tahlequah Monthly Ridership - 2022/2023

■ Total Number of Rides
 ■ Average Number of Rides Per Day



Muskogee to Tahlequah Monthly Ridership - 2022/2023

□ Total Number of Rides ■ Average Number of Rides Per Day

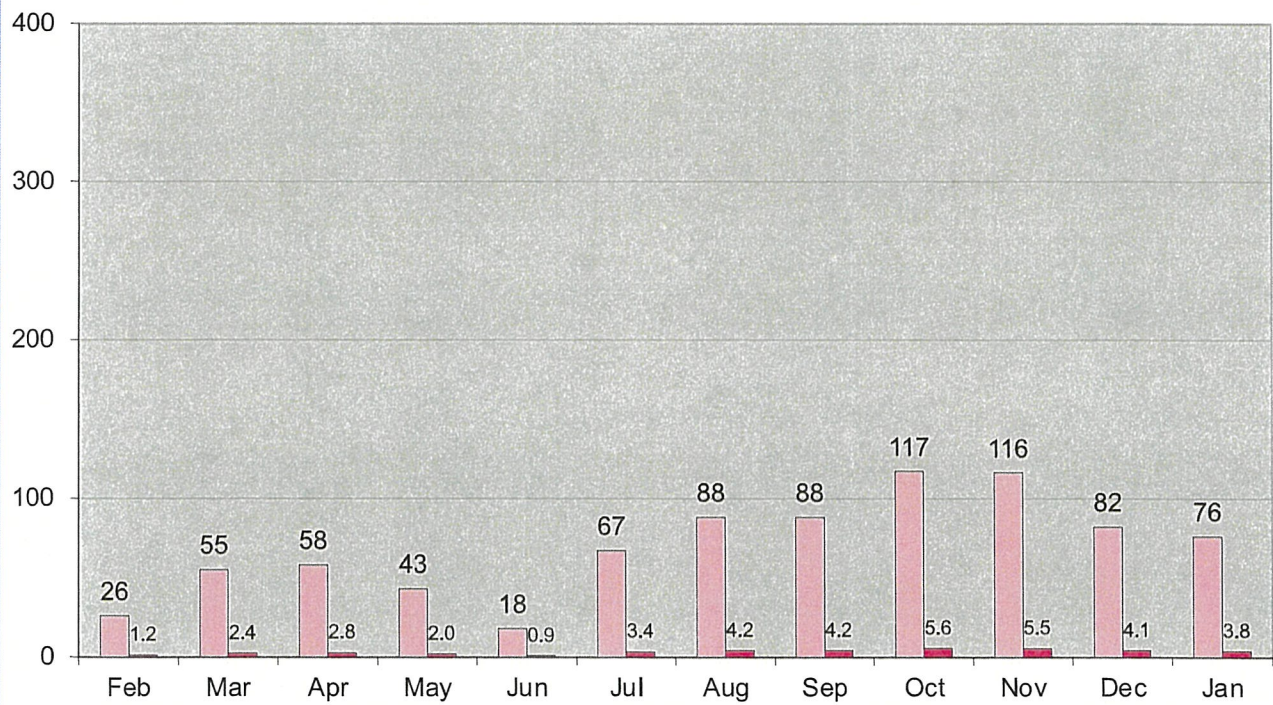


GWYN D3P
CHEROKEE NATION®

8

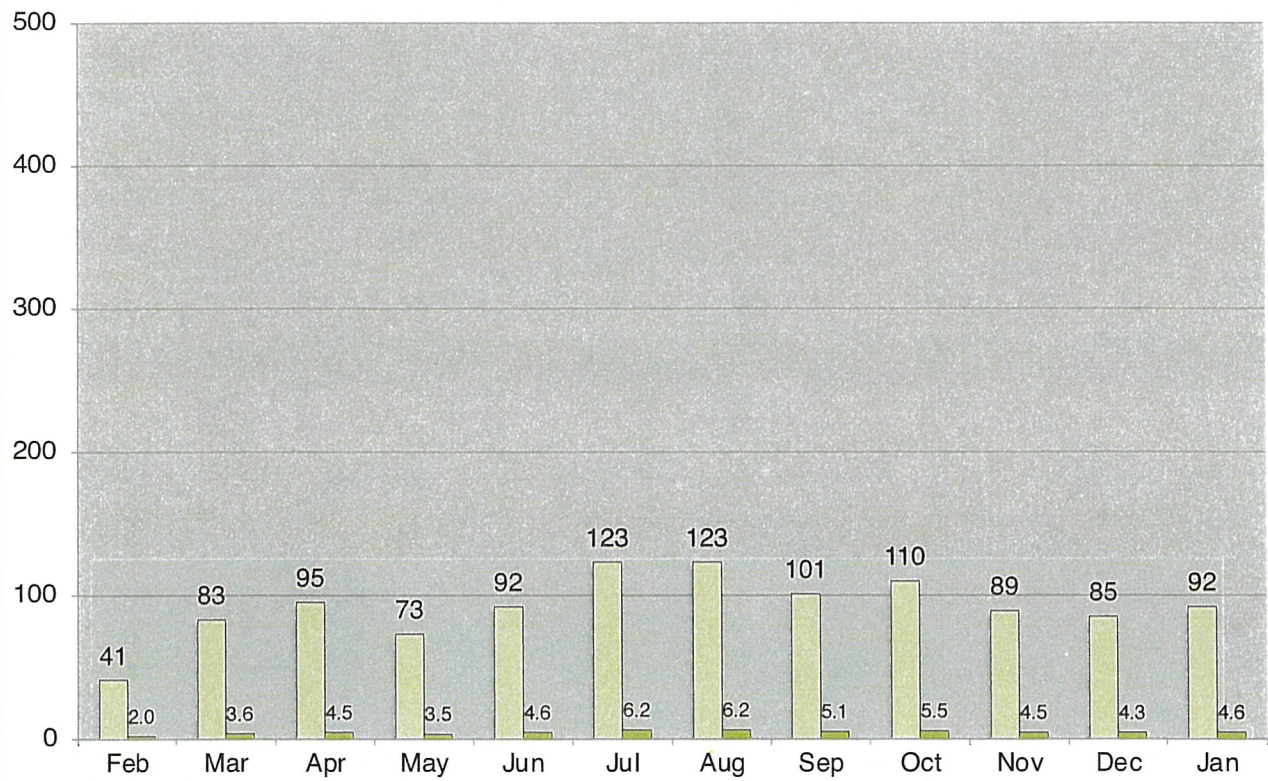
Tahlequah to Chouteau/Pryor Monthly Ridership - 2022/2023

■ Total Number of Rides ■ Average Number of Rides Per Day



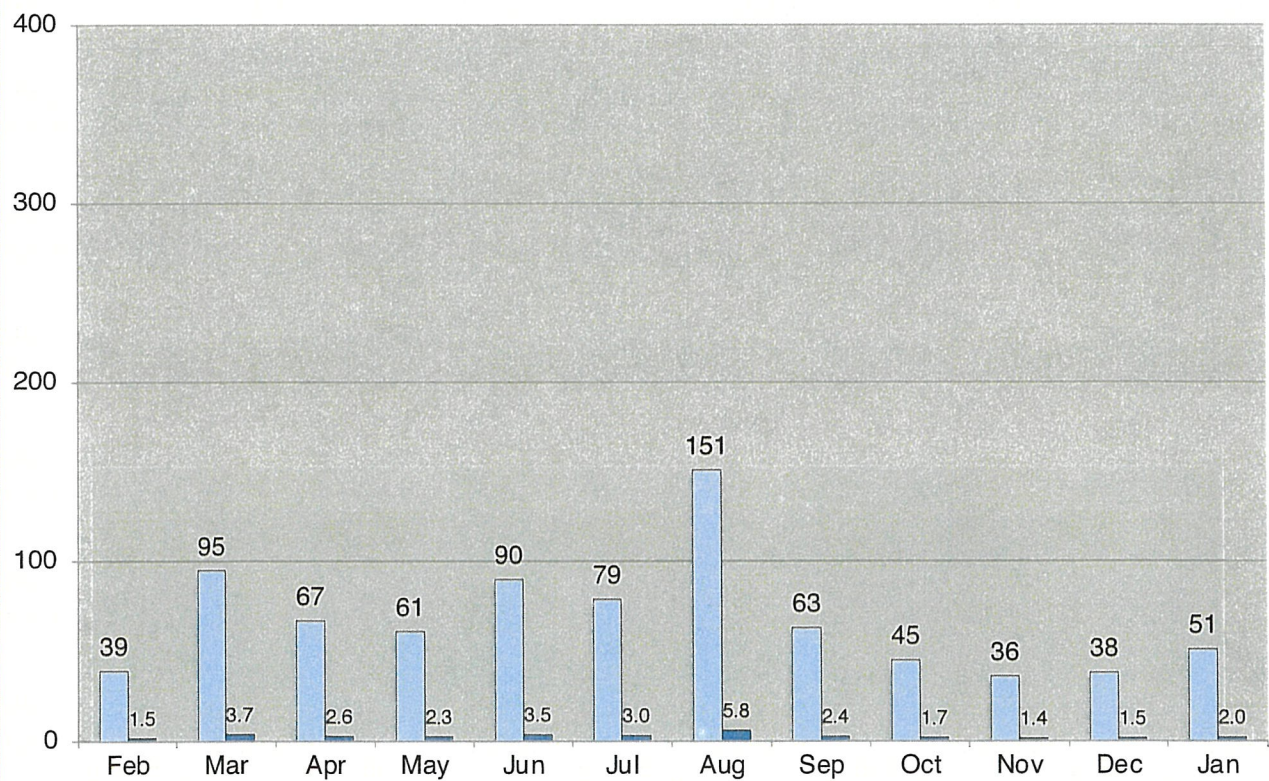
Tahlequah to Chouteau/Catoosa Monthly Ridership - 2022/2023

□ Total Number of Rides ■ Average Number of Rides Per Day



Stilwell to West Siloam Springs Monthly Ridership - 2022/2023

□ Total Number of Rides ■ Average Number of Rides Per Day

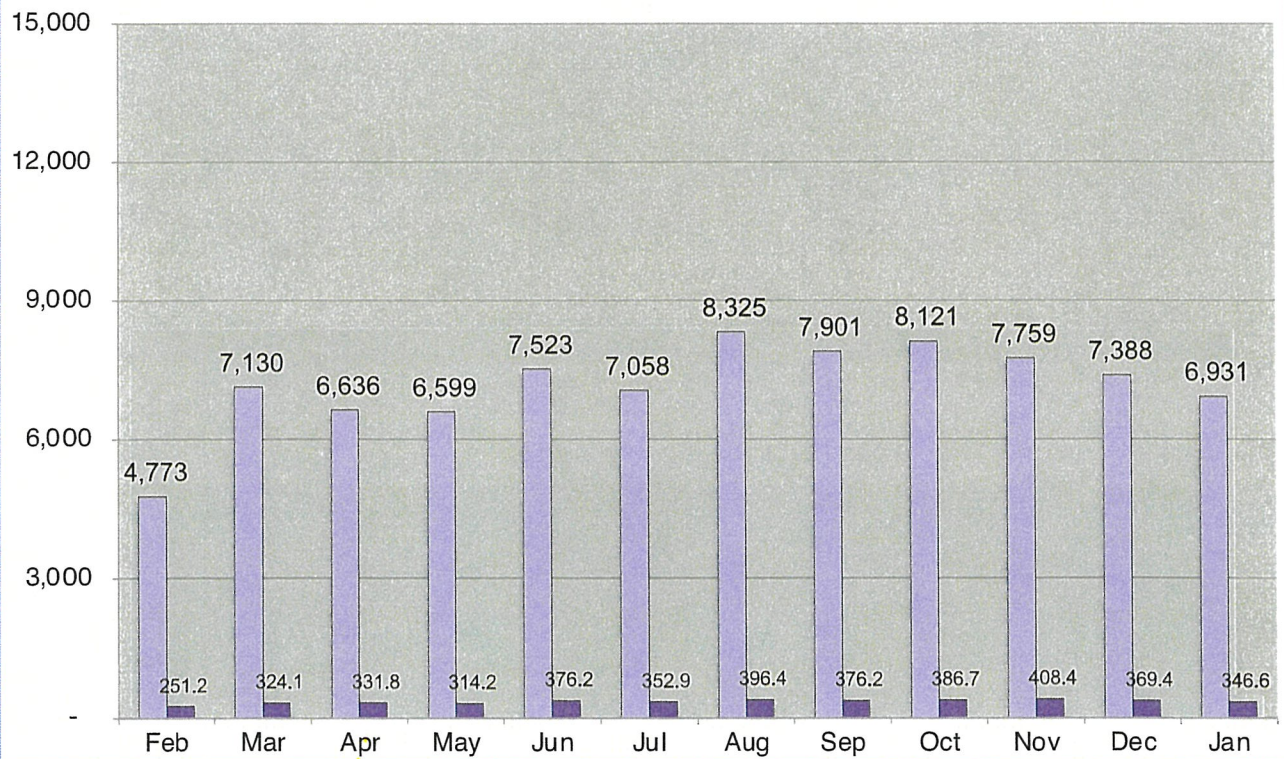


GW39 D3P
CHEROKEE NATION®

11

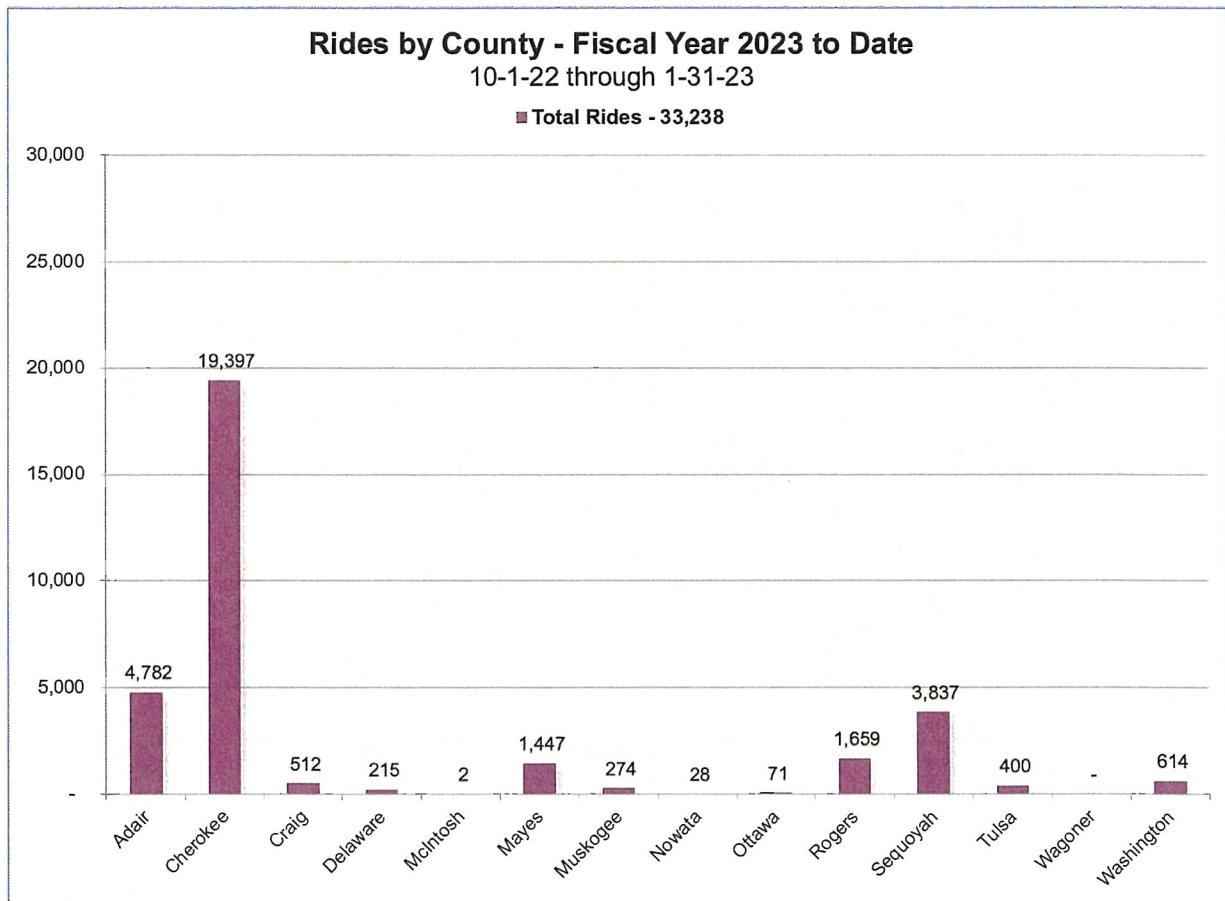
Individual Demand Response Monthly Ridership - 2022/2023

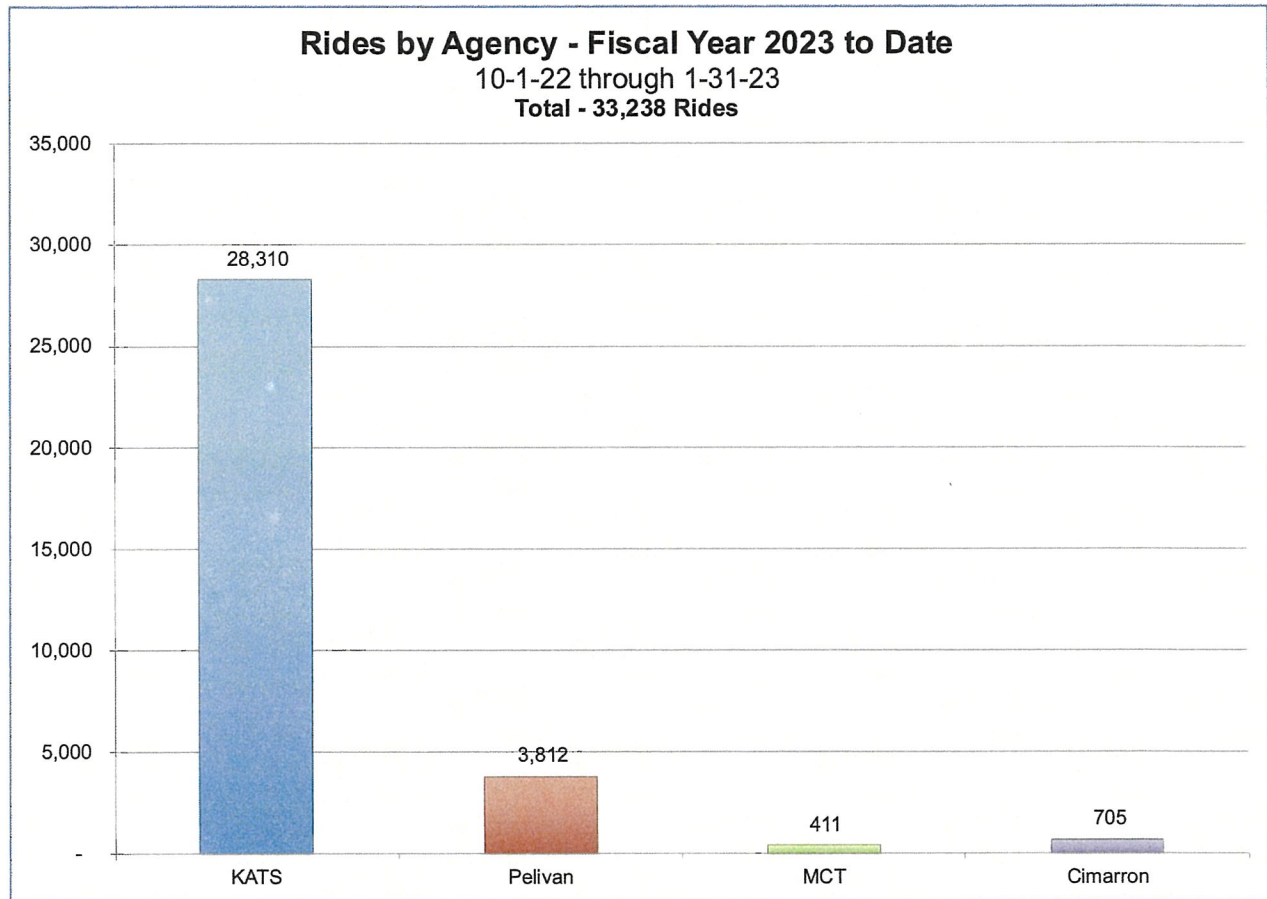
□ Total Number of Rides ■ Average Number of Rides Per Day



GWJ D3P
CHEROKEE NATION®

12

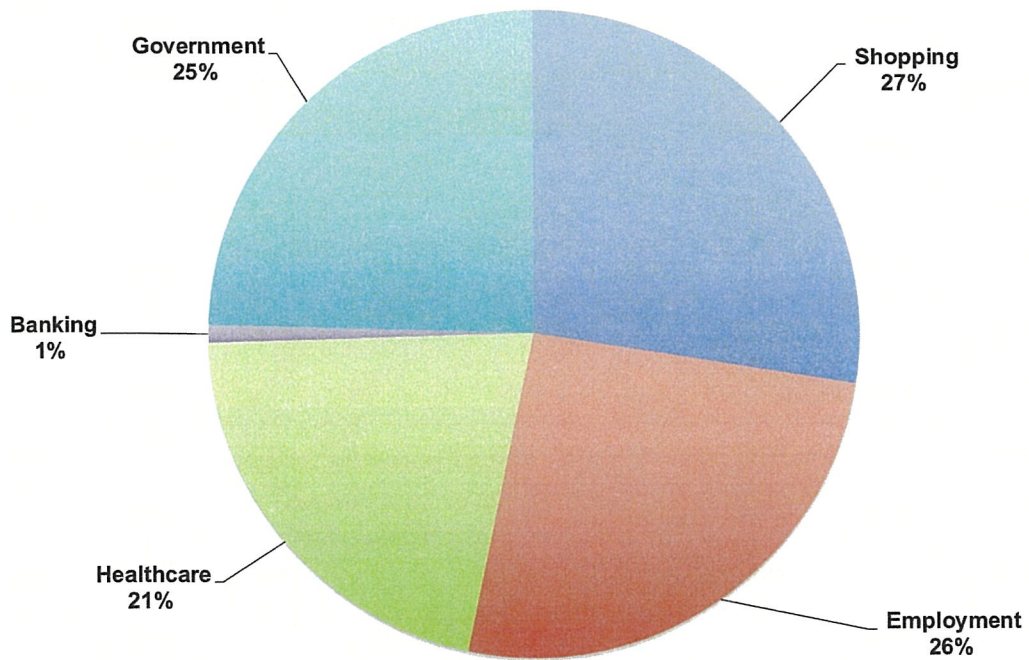




Rides by Trip Purpose - Fiscal Year 2023 to Date

10-1-22 through 1-31-23


Total - 33,238 Rides



Department of Transportation

Project Spotlight

BEFORE CONSTRUCTION



INDIAN ROAD

"NORTH END"

Located in Cherokee County

Cherokee Nation Council:
District 5

Projected completion date of project:
October 4, 2023

Project length: 0.19 Miles

Construction bid amount: \$1,730,689.90

Contractor is Bronze Oak

Project Inspector: Trevor Kirk and Matt
Samuels

CHEROKEE NATION

Construction began January 23, 2023

A detour and a diversion ditch have been created. Twenty-two box structures have been delivered to the job site. Once 8 more boxes are received, a crane will start placing the boxes.



DURING CONSTRUCTION



**ARPA
Infrastructure Projects
AU 3750992**

<u>District</u>	<u>Sponsor</u>	<u>Project/County Name</u>	<u>Amount</u>	<u>Date</u>
District 1 Hulbert		Beginning Balance	\$0	
		FY-2022 APPROPRIATION OF FUNDS	1,000,000	LA: 44-21
		Coos Thompson Bridge	(300,000)	7/22/22 T&I
		Meat Processing Plant	(200,000)	9/22/22 T&I
	Rex Jordan	District 1 - Balance	<u>\$700,000</u>	
District 2 Tahlequah		Beginning Balance	\$0	
		FY-2022 APPROPRIATION OF FUNDS	1,000,000	LA: 44-21
		Downing/Cedar Intersection Improvement	(100,000)	10/25/22 T&I
		Cherokee Co RWD #8 (Briggs) Hwy 51/62 Waterline Re	(106,744)	1/17/2023 OTH
	Candessa Tehee	District 2 - Balance	<u>\$793,256</u>	
District 3 Tenkiller		Beginning Balance	\$0	
		FY-2022 APPROPRIATION OF FUNDS	1,000,000	LA: 44-21
		E 843 Rd. Carters Landing	(6,945)	05/10/22 T&I
		E 813 Road	(19,248)	05/10/22 T&I
		S 540 Road	(15,977)	05/10/22 T&I
		Horseshoe Bend Road	(250,000)	08/14/22 T&I
		Tahlequah Help In Crisis	(150,000)	12/05/22 OTH
	Wes Nofire	District 3 - Balance	<u>\$557,830</u>	
District 4 Three Rivers		Beginning Balance	\$0	
		FY-2022 APPROPRIATION OF FUNDS	1,000,000	LA: 44-21
		Fort Gibson School Parking Lot	(65,835)	04/11/22 T&I
		2 Mile Road (N&S)	(320,159)	04/11/22 T&I
		S. 25th St. Drainage Replacement	(42,740)	04/11/22 T&I
		E. River Rd. @ Donkey Lane Phase I	(42,749)	04/11/22 T&I
		93rd St. South Overlay	(206,963)	04/11/22 T&I

**ARPA
Infrastructure Projects
AU 3750992**

<u>District</u>	<u>Sponsor</u>	<u>Project/County Name</u>	<u>Amount</u>	<u>Date</u>
		79th Street South	(54,120)	04/11/22 T&I
	Dr. Mike Dobbins	District 4 - Balance	<u>\$267,434</u>	
District 5		Beginning Balance	\$0	
Redbird		FY-2022 APPROPRIATION OF FUNDS	1,000,000	LA: 44-21
		Town of Vian Sanitary Sewer System Improv.	(230,668)	01/05/23 OTH
		Vian Community Center	(44,120)	11/08/22 T&I
		Indian Road Hubler Hollow Culvert Replacement	(500,000)	01/17/23 T&I
	E.O. "Jr." Smith	District 5 - Balance	<u>\$225,212</u>	
District 6		Beginning Balance	\$0	
Sequoyah		FY-2022 APPROPRIATION OF FUNDS	1,000,000	LA: 44-21
		Roland Water Tower Project	(500,000)	10/19/22 OTH
		Town of Gans WSI	(500,000)	12/6/22 OTH
	Daryl Legg	District 6 - Balance	<u>\$0</u>	
District 7		Beginning Balance	\$0	
Flint		FY-2022 APPROPRIATION OF FUNDS	1,000,000	LA: 44-21
		Westville Heat and Air	(42,750)	04/10/22 OTH
		Adair Co. Emergency Immediate Repair	(50,000)	10/07/22 T&I
		City of Stilwell - Golf Course Project	(300,000)	10/05/22 OTH
	Josh Sam	District 7 - Balance	<u>\$607,250</u>	
District 8		Beginning Balance	\$0	
Goingsnake		FY-2022 APPROPRIATION OF FUNDS	1,000,000	LA: 44-21
		Westville Heat and Air	(42,750)	05/10/22 OTH

**ARPA
Infrastructure Projects
AU 3750992**

<u>District</u>	<u>Sponsor</u>	<u>Project/County Name</u>	<u>Amount</u>	<u>Date</u>
		City of Stilwell - Golf Course Project	(300,000)	10/05/22 OTH
	Shawn Crittenden	District 8 - Balance	<u>\$657,250</u>	
District 9		Beginning Balance	\$0	
Saline		FY-2022 APPROPRIATION OF FUNDS	1,000,000	LA: 44-21
		Row Cemetery Road	(66,141)	
		Oaks School - awning enclosure	(24,998)	12/08/22 OTH
		Kansas School - security and safety features	(42,229)	12/08/22 OTH
		Colcord Public School - Access Door Project	(89,600)	01/05/23 OTH
		Colcord Public School - Camera Project	(58,444)	01/05/23 OTH
	Mike Shambaugh	District 9 - Balance	<u>\$718,588</u>	
District 10		Beginning Balance	\$0	
Delaware		FY-2022 APPROPRIATION OF FUNDS	1,000,000	LA: 44-21
		Jay Public School Parking Lots	(61,423)	01/27/22 T&I
		E 250 Road Overlay - Grove	(262,027)	04/11/22 T&I
		Pryor Streetscape Plan	(25,000)	04/11/22 OTH
		Rails to Trails	(100,000)	05/10/22 OTH
		Jay Public School Parking Lots/PO Increase	(240,791)	07/20/22 T&I
		Jay, OK Baseball Complex Parking Lot	(15,000)	08/03/22 T&I
		Mayes Cnty RWD #4 Water Meter Replacement Project	(50,000)	9/28/22 OTH
	Melvina Shotpouch	District 10 - Balance	<u>\$245,759</u>	
District 11		Beginning Balance	\$0	
Cooweescoowee - North		FY-2022 APPROPRIATION OF FUNDS	1,000,000	LA: 44-21
		Town of Wann Streets	(150,000)	01/27/22 T&I
		Town of Bluejacket Wastewater Improvements	(203,668)	04/11/22 OTH
		Nowata Generator Project	(25,770)	05/09/22 OTH

**ARPA
Infrastructure Projects
AU 3750992**

<u>District</u>	<u>Sponsor</u>	<u>Project/County Name</u>	<u>Amount</u>	<u>Date</u>
		D11 Park Improvements	(620,562)	06/14/22 OTH
	Victoria Vazquez	District 11 - Balance	<u>(\$0)</u>	
District 12		Beginning Balance	\$0	
Cooweescoowee - West		FY-2022 APPROPRIATION OF FUNDS	1,000,000	LA: 44-21
		Town of Wann Streets	(150,000)	01/27/22 T&I
		Copan Natural Gas System Upgrade	(35,000)	03/14/22 OTH
		Old Highway 75	(200,000)	04/11/22 T&I
		Boys & Girls Club of Dewey	(25,000)	04/11/22 OTH
		Nowata Generator Project	(25,770)	05/09/22 OTH
		Oglesby Fire Dept. Generac	(26,464)	05/09/22 OTH
		Town of New Alluwe OK	(1,800)	06/10/22 OTH
		Talala Waste Water Collection System	(75,000)	10/27/22 OTH
		Washington RWD 2 - New Harmony WL	(200,000)	12/07/11 OTH
	Dora Patzkowski	District 12 - Balance	<u>\$260,966</u>	
District 13		Beginning Balance	\$0	
Gadusi		FY-2022 APPROPRIATION OF FUNDS	1,000,000	LA: 44-21
		New Leaf Village Road	(100,000)	03/14/22 OTH
		Food On The Move Entrance/Parking	(150,000)	03/14/22 OTH
		Tulsa Dream Center Parking Lot	(75,000)	04/11/22 OTH
		Historic Big 10 Ballroom Restoration Parking Lot	(\$67,254)	04/11/22 OTH
		Food Home Urban Farm	(\$200,000)	10/21/22 OTH
		Town of Sperry- Cincinnati Manhole Repair	(\$30,500)	10/25/22 OTH
		City of Catoosa Soccer Complex	(\$100,000)	01/05/23 OTH
	Joe Deere	District 13 - Balance	<u>\$277,246</u>	
District 14		Beginning Balance	\$0	
Cooweescoowee - Central		FY-2022 APPROPRIATION OF FUNDS	1,000,000	LA: 44-21

**ARPA
Infrastructure Projects
AU 3750992**

<u>District</u>	<u>Sponsor</u>	<u>Project/County Name</u>	<u>Amount</u>	<u>Date</u>
		Rodeo Arena Interlocal Cooperative	(\$21,965)	04/11/22 OTH
		City of Claremore WWTP	(\$60,000)	09/12/22 OTH
		S. 4240 Road Asphalt Improvements Project	(\$107,880)	10/19/22 T&I
		Talala Waste Water Collection System	(\$75,000)	10/27/22 OTH
		RWD 4, Rogers County Generator Project	(\$168,340)	12/16/22 OTH
	Keith Austin	District 14 - Balance	<u>\$566,815</u>	
District 15		Beginning Balance	\$0	
Cooweescoowee - South		FY-2022 APPROPRIATION OF FUNDS	1,000,000	LA: 44-21
		Locust Grove Pipe Springs Park Rehab.	(27,500)	04/11/22 OTH
		Pryor Streetscape Plan	(25,000)	04/11/22 OTH
		Ballou Baptist Church	(12,900)	
		Little Rock Cemetery	(8,070)	06/11/22 OTH
		City of Claremore WWTP	(20,000)	09/12/22 OTH
		Mayes Cnty RWD #4 Water Meter Replace-	(50,000)	9/28/22 OTH
		City of Catoosa Soccer Complex	(100,000)	01/05/23 OTH
	Danny Callison	District 15 - Balance	<u>\$756,530</u>	
Administration		Beginning Balance	\$0	
		FY-2022 APPROPRIATION OF FUNDS	5,000,000	
		D11 Park Improvements	(330,000)	06/14/22 OTH
		D&E Construction	(8,742)	
		D&E Construction	(9,000)	
		D&E Construction	(9,000)	
		D&E Construction	(6,844)	
		Blue River Architect - Kenwood Water System Evaluatio	(11,200)	
		Kenwood Water System (Est Construction \$\$\$)	(1,988,800)	
		D11 Park Improvements - Additional Funding	(203,662)	0/05/23 OTH
	Principal Chief	District 15 - Balance	<u>\$2,432,752</u>	

**ARPA
Infrastructure Projects
AU 3750992**

<u>District</u>	<u>Sponsor</u>	<u>Project/County Name</u>	<u>Amount</u>	<u>Date</u>
		Balance Remaining	<u><u>\$9,066,886</u></u>	

CHEROKEE NATION TRIBAL COUNCIL
COMMUNITY SERVICES COMMITTEE REPORT

Group:	<u>Housing Authority</u>	Month/Year of Report:	<u>Mar-23</u>
Executive Director:	<u>Todd Enlow</u>	Phone:	<u>918-456-5482</u>
Sr. Deputy Ex. Director:	<u>Jerri A. Killer</u>		

Public Disclosures:

As required by 24 CFR Part 1000.30, services provided to Housing Authority of the Cherokee Nation / Cherokee Nation Employees and Employee relatives from funds received pursuant to the Native American Housing Assistance and Self-Determination Act of 1996 (NAHASDA), shall be publicly disclosed.

The following applicants have been determined eligible for participation.

RENTAL PROPERTIES:

The following employee and/or relatives were approved to receive services for Low Rent Apartment pursuant to guidelines set forth in the Housing Policy as approved by the Principal Chief of the Cherokee Nation and HACN Policy as approved by the Board of Commissioners.

None to report

HOMEOWNERSHIP:

The following employee and/or relatives were approved to receive services for Homeownership program pursuant to guidelines set forth in the Housing Policy as approved by the Principal Chief of the Cherokee Nation and HACN Policy as approved by the Board of Commissioners.

None to report

RENTAL ASSISTANCE/TEMPORARY RENTAL ASSISTANCE/COLLEGE HOUSING:

The following employee and/or relatives were approved to receive services for Rental Assistance program pursuant to guidelines set forth in the Housing Policy as approved by the Principal Chief of the Cherokee Nation and HACN Policy as approved by the Board of Commissioners.

Amber Ward, HACN employee

NEW CONSTRUCTION HOMEOWNERSHIP PROGRAM: (*Non-NAHASDA Program*)

The following employee and/or relatives were approved to receive services for the New Construction Homeownership program pursuant to guidelines set forth in the HACN Policy as approved by the Board of Commissioners.

None to report

HOUSING REHABILITATION PROGRAM:

The following employee and/or relatives were approved to receive services from the Housing Rehabilitation program pursuant to guidelines set forth in the HACN Policy as approved by the Board of Commissioners.

iSAVE PROGRAM

The following employee and/or relatives were approved to receive services from the iSave program pursuant to guidelines set forth in the HACN Policy as approved by the Board of Commissioners.

None to report



Announcements

Board of Commissioners Meeting:

Mar 21 Regular BOC Meeting at 5:30 p.m.

Office Closures:

None

Other Info:

All offices and staff of the HACN may be reached through the main office number, regardless of their office location. The local and toll free numbers are:

918-456-5482

800-837-2869

Employee Email is:

firstname.lastname@hacn.org

HACN does offer emergency after-hours services for Cherokee homeowners. To access emergency after-hours services, homeowners should call 918-456-5482 and press the option for emergency after-hours.

Housing Authority of the Cherokee Nation
Month Ending: January 2023

Current Program Participants:

County	Community Shield Insurance	Low Rent Apartments	Rental Assistance			Homeownership		Loans	Totals	
			Rental Assistance (RAP)	Temporary Assistance (TAP)	College Housing Programs	Home-ownership Programs Under Mgmt	New Construction Homes Under Mgmt	Title VI / Other Mortgage Programs	Total Housing Participants	% of Participants
Adair	251	151	82	5	16	83	83	14	685	14%
Cherokee	232	185	443	23	24	165	201	39	1,312	26%
Craig	19	56	19	3	0	6	28	2	133	3%
Delaware	142	119	67	1	6	50	123	23	531	11%
McIntosh	11	0	1	0	1	3	3	0	19	0%
Mayes	114	129	49	3	5	39	62	13	414	8%
Muskogee	55	50	33	0	3	37	58	11	247	5%
Nowata	22	44	10	0	0	10	27	0	113	2%
Ottawa	8	0	3	0	0	5	12	4	32	1%
Rogers	61	69	167	12	0	52	39	37	437	9%
Sequoyah	249	0	169	1	7	95	147	54	722	14%
Tulsa	29	0	91	5	0	25	8	3	161	3%
Wagoner	9	0	6	0	0	46	0	1	62	1%
Washington	20	42	37	1	0	25	11	2	138	3%
Total:	1,222	845	1,177	54	62	641	802	203	5,006	100%
			1,293			1,443		203		

Current Applications:

County	Rehab Programs	Rehab Replacement Homes	NAHASDA Home-ownership	Community Shield Insurance	Rental Properties / Apartments	Rental Assistance	New Home Construction	% NHCP	Total Apps	% of Total
Adair	293	0	10	5	128	67	102	364%	605	13%
Cherokee	188	0	4	8	743	384	186	664%	1,513	32%
Craig	49	0	0	1	37	34	33	118%	154	3%
Delaware	175	0	6	7	141	93	123	439%	545	12%
McIntosh	19	0	0	0	0	3	1	4%	23	0%
Mayes	113	0	3	3	126	128	55	196%	428	9%
Muskogee	100	0	2	2	47	58	33	118%	242	5%
Nowata	28	0	10	2	38	8	17	61%	103	2%
Ottawa	16	0	0	0	0	9	12	43%	37	1%
Rogers	75	0	21	3	281	146	59	211%	585	12%
Sequoyah	322	0	13	6	0	168	70	250%	579	12%
Tulsa	69	0	20	4	0	190	54	193%	337	7%
Wagoner	15	0	2	0	0	12	13	46%	42	1%
Washington	57	0	10	0	113	61	13	46%	254	5%
Total:	1,519	0	101	41	1,654	1,361	28	2754%	4,704	116%

Mortgage Assistance Program

35 Families became homeowners since October 1, 2022, through financial counseling and down payment assistance

MAP Household Averages	
Household Income	\$47,326
Home Price	\$136,776
Equity Created	33.20%

The Mortgage Assistance Program helps families move toward economic well-being and self-sufficiency while building assets and net worth for the present and the future.

Any resident who needs assistance with completing applications, accessing the internet or obtaining documents such as social security cards or birth certificates may contact the Housing Authority of the Cherokee Nation at 918-456-5482 and ask for the Mortgage Assistance Program Staff.

Financial Coaching

449 families are in the homebuyers' pipeline, having either completed or are currently active in financial counseling.

YTD, 8 families have finished counseling and obtained a non-predatory mortgage.

Financial Coaching Impact	
Average Debt to Income with Mortgage	31.90%
Reduction in Debt to Income	9.20%
Average Increase in Net Worth	\$37,110.00

Families using MAP to purchase a home must attend a comprehensive homeownership training. **145 people have attended 8 virtual classes** in FY23.

Employees and the public have the opportunity to attend financial education classes on topics ranging from creating spending plans to balancing checkbooks. FY23 to date, **26 families have attended financial education classes**.

iSave Program

iSave is a mechanism for eligible Cherokee citizens to update and rehabilitate the home they own. iSave is a matched savings program in which participants save money over a period of time and the iSave program matches the families' savings to build financial assets. **61 families are actively saving in iSave** for home rehabilitation and **8 households have received matchnig funds** to make home repairs or improvements in FY23.

Matching funds can be used for anything that increases the value of the primary residence, for example, a storm shelter, flooring, fencing, sidewalks, major appliance replacement, roofing, plumbing, etc.

Housing Authority of the Cherokee Nation
Month Ending: January 2023



Tribal HUD - VASH

VA Supportive Housing Program

County	Applications			Assistance	Totals	
	Referrals Received / Applications Processing	Vouchers Issued	Waiting List	Housed Veteran	Total	% of Participants
Adair	0	0	0	0	0	0%
Cherokee	0	1	0	4	5	31%
Craig	0	0	0	0	0	0%
Delaware	0	0	0	1	1	6%
McIntosh	0	0	0	0	0	0%
Mayes	0	1	0	1	2	13%
Muskogee	0	0	0	1	1	6%
Nowata	0	0	0	0	0	0%
Ottawa	0	0	0	0	0	0%
Rogers	0	1	0	1	2	13%
Sequoyah	0	0	0	0	0	0%
Tulsa	0	1	0	3	4	25%
Wagoner	0	0	0	0	0	0%
Washington	0	0	0	1	1	6%
Total:	0	4	0	12	16	100%

**New Construction Homeownership Program
Development Files Processing**

Month of
Jan-23

County	Waiting List	Applications		Processing						Construction Under / Ready Const
		App Problem	App Processing	Stg I Prelim Review	Stg II Site Inspect	Problem Files	Stg III Survey Pending	Land Dev	Stg IV Process Closing	
Adair	124	0	3	0	0	0	0	0	0	12
Cherokee	116	0	65	3	0	0	7	6	2	17
Craig	6	0	21	1	0	0	0	0	1	1
Delaware	35	0	60	4	7	1	2	3	4	10
McIntosh	6	0	0	0	0	0	0	0	0	0
Mayes	16	0	31	1	3	1	0	0	2	7
Muskogee	41	0	19	4	0	0	0	0	0	0
Nowata	0	0	10	0	1	0	0	0	1	0
Ottawa	5	0	3	2	0	0	1	1	0	0
Rogers	30	0	12	3	0	0	2	3	1	3
Sequoyah	82	0	57	5	0	0	0	0	0	4
Tulsa	7	0	40	3	1	1	0	1	0	0
Wagoner	7	0	5	0	0	0	0	0	0	0
Washington	3	0	6	1	1	0	1	0	0	0
Total:	478	0	332	27	13	3	13	14	11	54
		332		81						54

STAGE I:

Copies of Deed(s), etc.
Check Floodmaps/Floodplain
Identify Utility Companies
Contact for Site Inspection

STAGE III:

Order/Receive Survey
Order/Receive Perc Test
Receive Utility Assurance
Receive Abstract from participant

STAGE II:

Visit Site
Identify/Propose Site Plan
Identify/Propose Utilities
Identify/Propose Lateral Field
Identify/Propose Easement(s)
Deliver Utility Assurance Letters
Request Abstract from participant

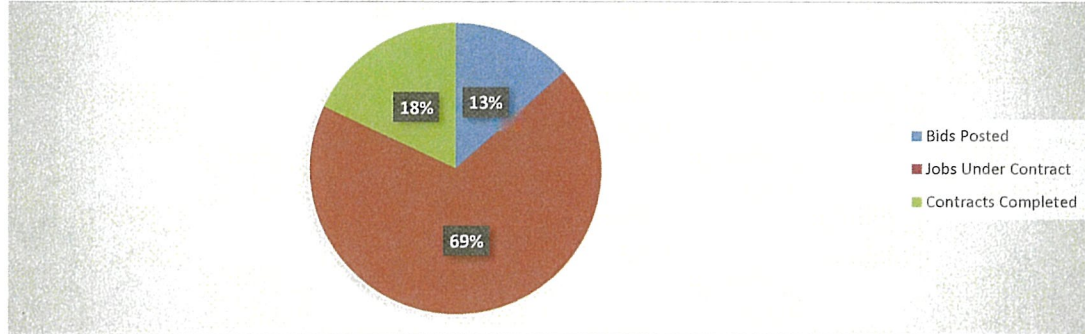
STAGE IV:

Survey Review / Identify Barriers / Process for Closing

Housing Rehabilitation Programs - Job Statistics

Month Ending:
Jan 2023

Bids Posted	35
Jobs Under Contract	179
Contracts Completed	47



Classification	Monthly Activity	FY23 YTD
NAHASDA Emergency	45	174
NAHASDA Rehab	0	0
NAHASDA Replacement	0	6
Tribal Emergency	7	31
Storm Shelters	2	7
HJSCA Emergency	14	42
HJSCA Rehab	5	27
HJSCA Tribal Replacement	0	5
BIA - HIP Program	20	83
Protecting Our Vulnerable	7	15
Lead Based Paint	0	2
All Rehab jobs	100	392

Rehab

