

Claremore Indian Hospital

Executive Summary – June 2024 data

- 17,613 Ambulatory Care Visits
 - 12,240 of those were Cherokee Nation citizens
- Top 5 diagnosis codes for visits:

Type 2 diabetes	373
Essential hypertension	354
Segm/Somatic dysfun of pelv	282
Enctr for dental ex/clean	233
Segm/Somatic dysfun of cerv	176

- 28,135 prescriptions were filled in outpatient (8,455 new and 19,680 refills)
- \$3,871,548.93 in 3rd Party collections
- 2,904 Patients were seen in ER
- 68 surgical procedures and 66 Endoscopy
- 24 Babies delivered during this month
- 462 Dental patient visits (Dental Specialist visit, General Dentist visit, Hygiene visits with dentist check, Hygiene outreach visits) seen by dental with 3,593 dental services provided
 - 134 Dental Specialist visits
 - 201 General Dentist visits
 - 62 Hygiene visits with dentist check
 - 65 Hygiene outreach visits
 - 29 Pediatric and Oral Surgeon OR cases
- 129 Mammographies performed this month
- 580 Current number of health service employees as of end of month
- 7 Physician vacancies out of 39 positions at Claremore. (1 general surgeon, 3 CRNAs, 2 adult medicine primary care physicians, and 1 supervisory hospitalist)
- **PRC-** 1,910 referrals processed

CN Patients

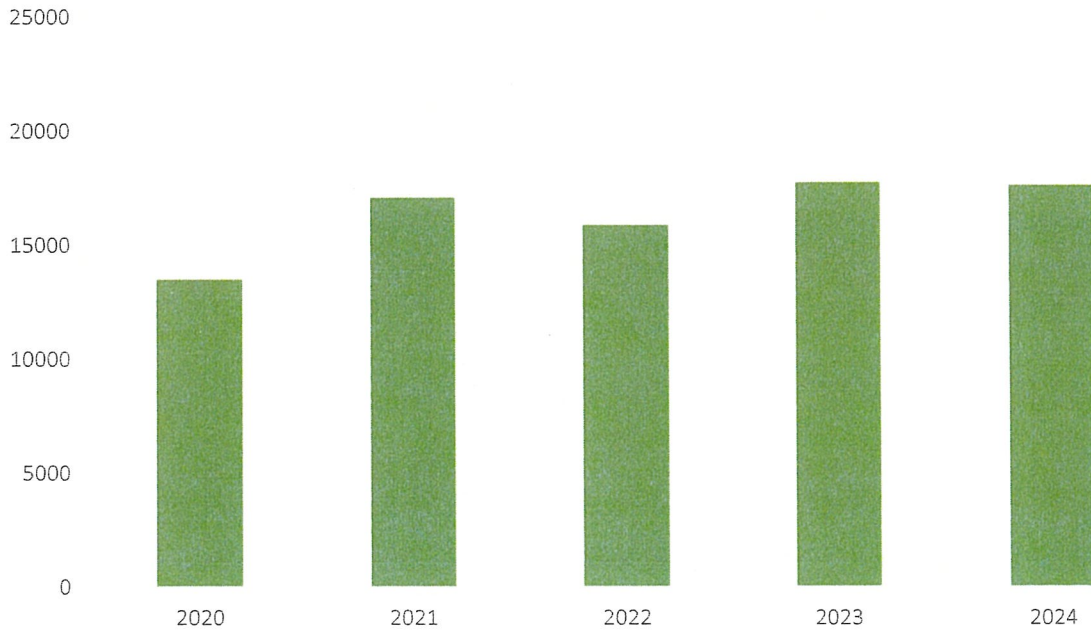
• To Committee	1163 cases		
• Approved	1081 cases	\$843,248	754
• Denied	40 cases	\$55,986	25
• Deferred	0 cases	\$0	0

Appeals

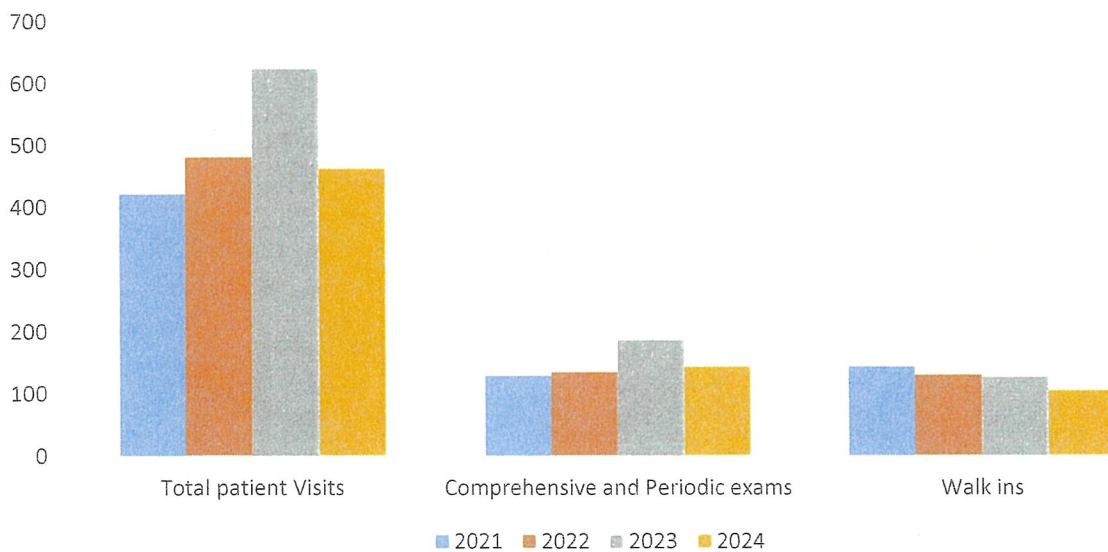
CN Patients

• <u>Processed</u>	<u>10 cases</u>	
• <u>Approved</u>	<u>6 cases</u>	<u>6</u>
• <u>Denied</u>	<u>4 cases</u>	<u>2</u>

Ambulatory Care Visits Month of June 2020-2024

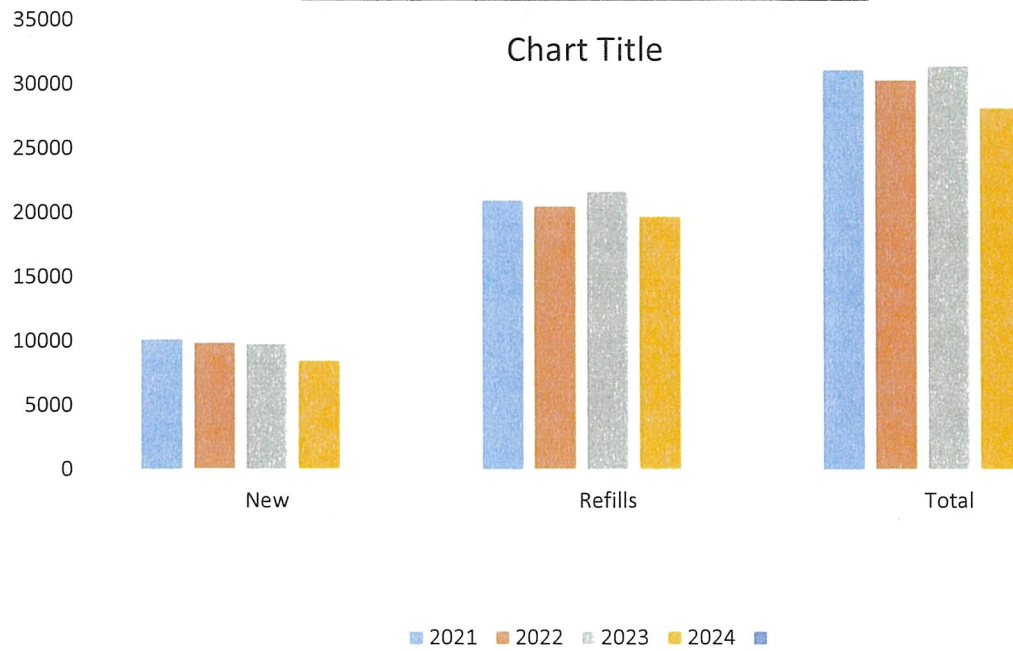


Dental Services Month of June 2021-2024

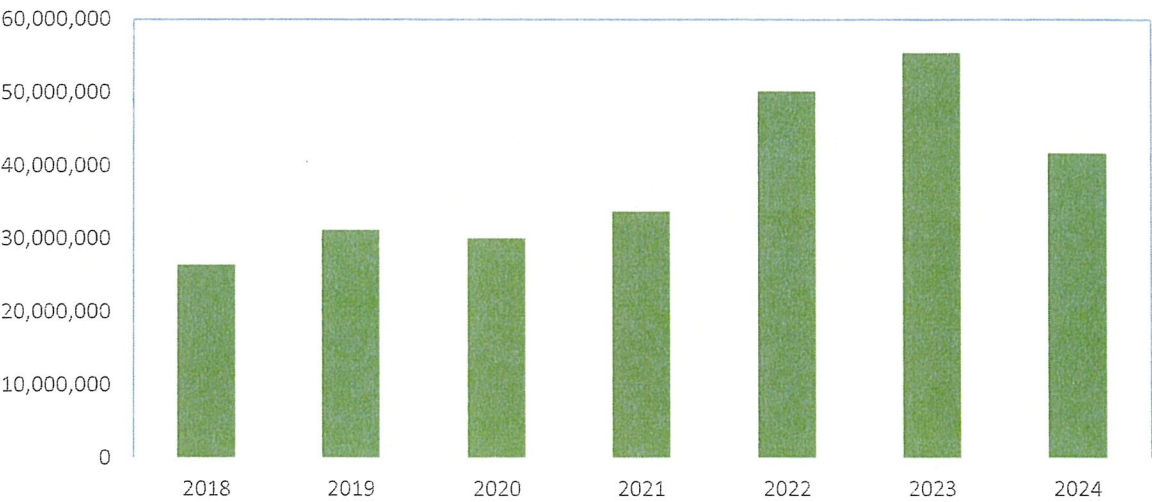


Staffing- 7 dental assistant vacancies and 1 MSA

Number of Rx filled Month of June 2021-2024



Third-Party Revenue Year to date Collections-2018-2024



<u>Fiscal Year</u>	<u>Claremore</u>
2018	\$26,483,973
2019	\$31,236,804
2020	\$30,082,489
2021	\$33,769,119
2022	\$50,221,322
2023	\$55,438,117
2024	\$41,721,374

Health Committee Report

June, 2024




"The provider was great, she went over some key things to look for and things that I can do, on my own, to help with staying on top of health concerns"

-Three Rivers Health Center Compliment

Health Committee Summary.

June, 2024



844 surgical
procedures
performed



4,339 patients seen
at the Emergency
Department




81 babies were
delivered at
Hastings Hospital



145,820 ambulatory
care visits



376 new charts
created



354 hospital
inpatients



182,436 new &
refill prescriptions

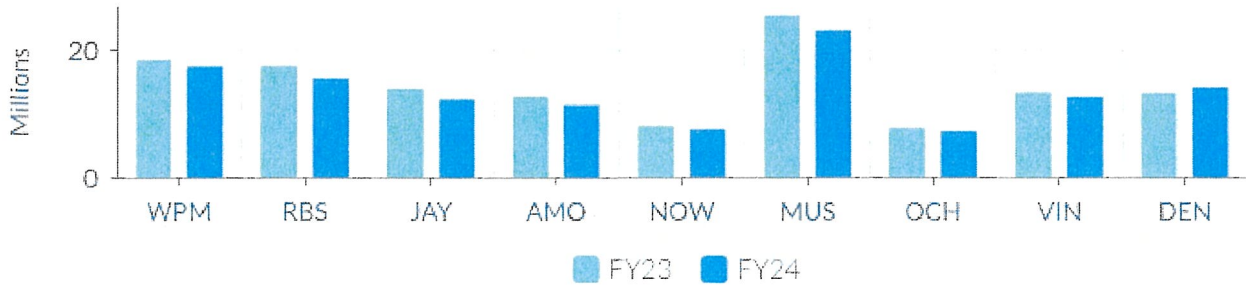


1015 patients
served by dietary
services

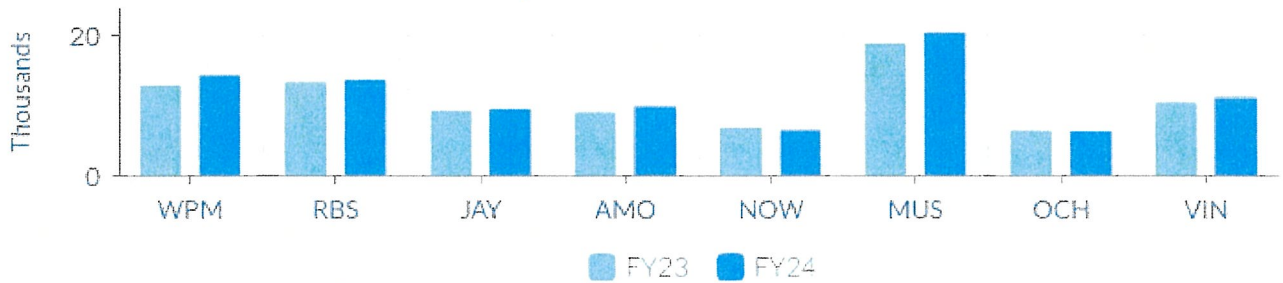
Patient Visits and Revenue

June, 2024

Ambulatory Care 3rd Party Revenue: Year to Date



Ambulatory Care Visits: Year to Date



**CNOHC Total Visits
Year to Date**

FY 2023 38833

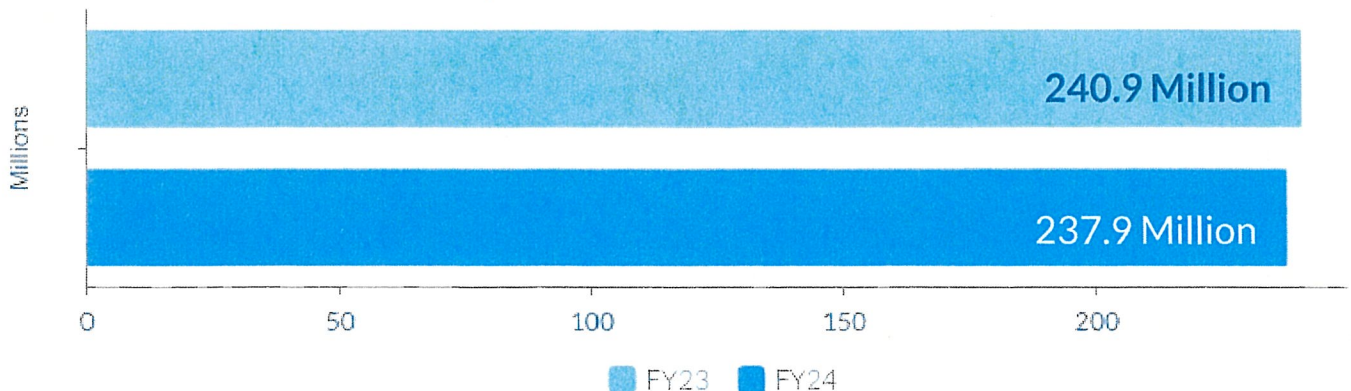
FY 2024 48021

**CNOHC 3rd Party Revenue
Year to Date**

FY 2023 59622000

FY 2024 64991000

Third Party Revenues Combined: Year to Date



Health Committee Report

June, 2024

Provider Recruitment

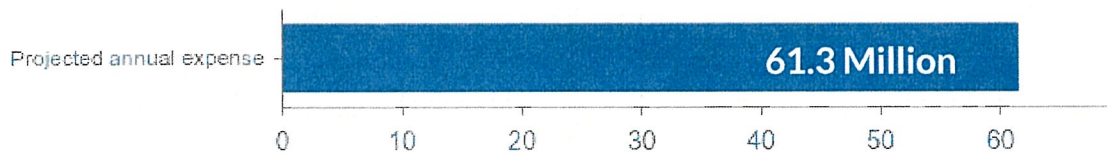
CNHS Provider
Vacancy Rate



IHS Provider
Vacancy Rate
Benchmark



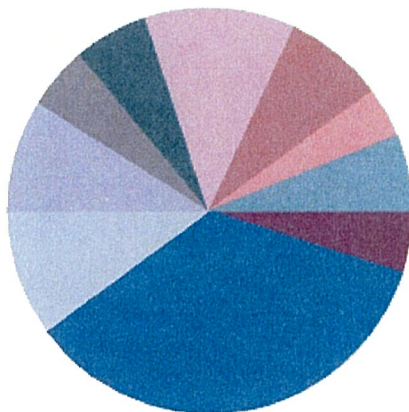
Contract Health



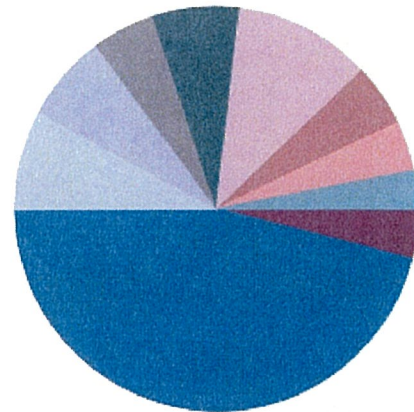
Referral Approval Rate



CHS Monthly Referrals by Location



YTD CHS Spend by Location



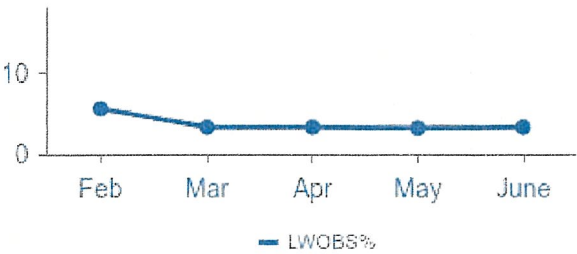
Jay 5% WWH 35% Salinasaw 10%
Stilwell 9% Nowata 5% Salina 6%
Muskogee 12% Vinita 8% Claremore 4%
Cooweescoowee 6%

Jay 4% WWH 46% Salinasaw 8%
Stilwell 7% Nowata 5% Salina 7%
Muskogee 11% Vinita 5% Claremore 4%
Cooweescoowee 3%

Service Trends

June, 2024

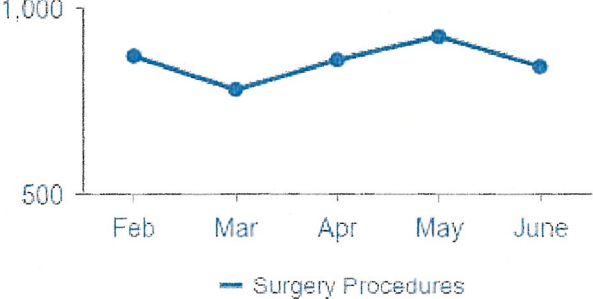
ED/UC Left Without Being Seen %



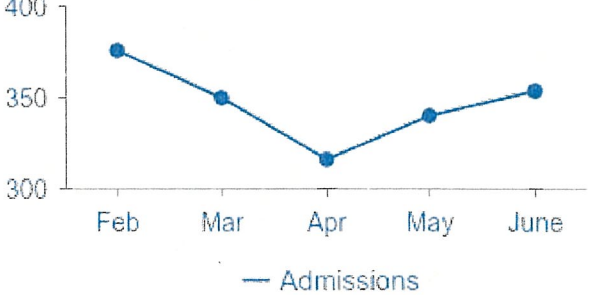
ED/UC Services Delivered



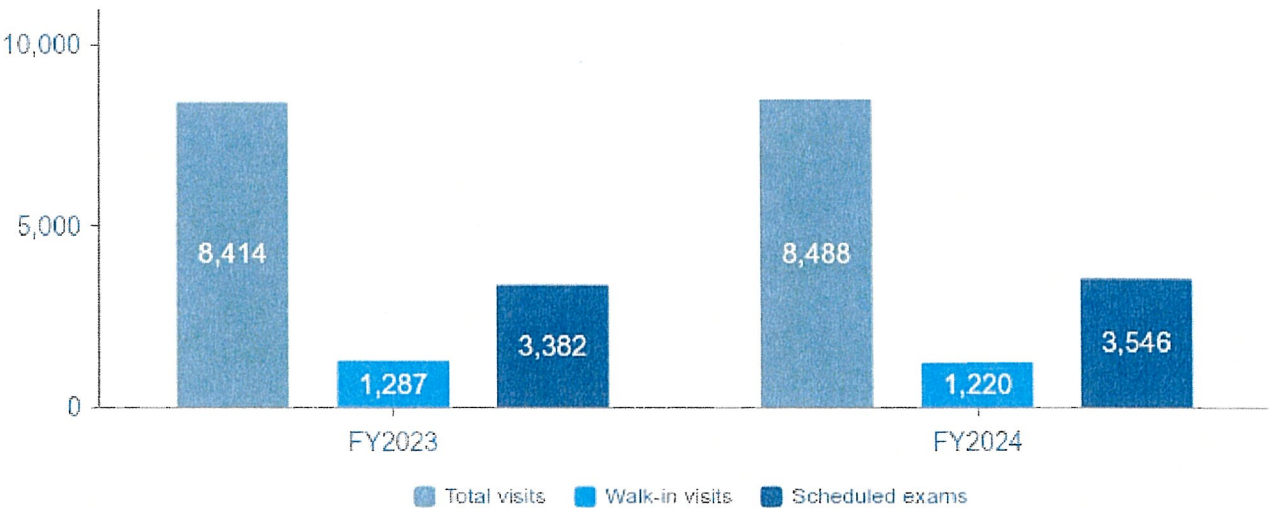
Surgical Procedures




WWH Inpatient Care



Dental Services: Monthly





GW&B DBF
CHEROKEE NATION®

TABLE OF CONTENTS

Public Health Performance Management.....	1
Performance Management.....	1
Public Health Accreditation.....	1
Quality Improvement.....	1
Workforce Development.....	2
Public Health Nursing.....	2
Working Together Initiative.....	2
Centers for Disease Control and Prevention (CDC) Tribal Advisory Committee (TAC).....	3
Cooperative Agreements/Grants.....	3
Public Health Monitoring, Surveillance, & Evaluation.....	3
School Health Profiles.....	4
School Health.....	4
Youth Risk Behavior Surveillance (YRBS).....	4
Data Modernization.....	4
Opioids.....	5
Getting to Y.....	5
Inter-Tribal Collaborations.....	5



TABLE OF CONTENTS

Women, Infants, & Children (WIC) Program.....	6
Cherokee Nation WIC Farmer's Market.....	6
Summer EBTC Program 2024.....	7
Public Health and Wellness Fund Initiative.....	7
Male Seminary Recreation Center (Markoma).....	7
Marble City Community Center.....	7
Woody Hair Community Center.....	8
Worksite Wellness.....	8
Cancer Programs.....	8
Breast and Cervical Early Detection Program.....	8
Comprehensive Cancer Control Program.....	8
Community Health Promotion Programs.....	8
2024 Wings Race Schedule.....	9
CNPH School Health & Wellness Program.....	9
CDC School Health & Wellness Program.....	10
CHW Connection to CN Resources.....	10
CNPH Community Engagement & Partnership Activities by County.....	13



TABLE OF CONTENTS

Adair County.....	13
Cherokee County.....	14
Delaware County.....	14
Mayes County.....	15
Muskogee County.....	15
Nowata County.....	16
Sequoyah County.....	16
Washington County.....	17



PUBLIC HEALTH PERFORMANCE MANAGEMENT

Performance Management

The implementation of the new performance management structure for Cherokee Nation Public Health (CNPH) commenced this month. This framework was developed to provide an organizational structure that facilitates continuous quality improvement, fosters partnerships, and strengthens tribal sovereignty by exercising the Cherokee Nation's inherent public health authority for collective well-being.

The new structure is comprised of five primary committees, each dedicated to key focus areas within our health department. These committees are focused on performance management, workforce development, partner engagement, communications, and ethics. They are pivotal components that report to the CNPH Executive Leadership Committee for evaluation and guidance.

Public Health Accreditation


The Public Health Accreditation Board (PHAB) delineates eight essential capabilities required in public health infrastructure. These foundational capabilities encompass cross-cutting skills and capacities vital for sustaining fundamental public health safeguards, programs, and activities that are instrumental in safeguarding community health, and well-being, and fostering equitable outcomes.

These fundamental capabilities encompass assessment and surveillance, community partnership development, equity, organizational competencies, policy development and support, accountability and performance management, emergency preparedness and response, and communications.

Earlier this year, our health department undertook an internal capacity assessment to pinpoint key focus areas for 2024-2025. The identified areas of emphasis included assessment, organizational competencies, and communications. Presently, our re-accreditation teams are actively developing project plans tailored to address these specific areas.

Quality Improvement

The quality improvement team is currently in the process of introducing a new document management software for our public health department. This particular software was chosen for its compatibility with Microsoft 365, SharePoint, and Teams. By leveraging this software, our department aims to enhance the efficiency of document review and approval processes while establishing a centralized repository for all CNPH internal documents. Furthermore, this software will promote uniformity in templates, increase accountability, improve audit functionalities, and facilitate convenient access for staff members.



Workforce Development


The workforce development team is responsible for strategically facilitating the growth of a proficient public health workforce. Presently, workforce initiatives are focused on addressing opportunities for improvement through aligning staff development and retention with the health department's mission, goals, and strategic priorities.

Currently, we are consolidating the training plans of each program into a comprehensive document for integration into the broader workforce development plan. Other ongoing initiatives include providing internal professional development opportunities, forming a workforce development committee, and exploring methods to enhance employee recognition.

Public Health Nursing

The public health nursing team is currently organizing community outings to offer services like blood pressure screenings, naloxone education and training, and STI prevention education. To schedule a training session or request a nurse's presence at a community event, please contact our Public Health Nursing (PHN) Supervisor at christin-hullinger@cherokee.org.

WORKING TOGETHER INITIATIVE



Phase 1: Cherokee Nation Public Health launched ***Working Together***, an initiative to bring partners together across Cherokee Nation to better understand and address the multiple social, cultural, economic, and environmental conditions that influence Cherokee well-being. A Working Together Team was then formed to review engagement outcomes, and to work towards the following goals:

- Create a shared vision for Cherokee Wellness
- Create a wellness framework reflective of the social and cultural determinants of health
- Identify indicators to determine how wellness will be measured

Phase 2 of the project which includes finalization of Cherokee Indicators of Wellness, expanded inclusion of staff from additional programs, and initial collaborative data collection and evaluation started in February. Additional leadership from Health Services, Career Services, Community Services, Indian Child Welfare, and Natural Resources have joined the team since the last report. Phase 2 work has been focused on the continued development of the framework as well as individual department meetings to identify potential measurable indicators. We currently are in the data collection and identification of measures process. Currently working on Spring 2024 meeting schedule.

CENTERS FOR DISEASE CONTROL AND PREVENTION (CDC) TRIBAL ADVISORY COMMITTEE (TAC)

TAC Chair Deputy Chief Warner and Authorized Representative Lisa Pivec continue to work with CN Government Relations staff to provide input to the CDC. The 28th Biannual CDC/TAC meeting will be held August 7-8, 2024, in Canyonville, OR at the Seven Feathers Hotel.

COOPERATIVE AGREEMENTS/GRANTS

- Centers for Disease Control and Prevention (CDC) Public Health Crisis Response
- CDC Tribal Capacity Supplements: Opioid Misuse, Adverse Childhood Experiences
- CDC Supporting Tribal Public Health Capacity in COVID-19: Accreditation Support
- Health Resources & Services Administration (HRSA) COVID-19 Response
- CDC Youth Risk Behavioral Survey
- CDC Comprehensive Cancer Control Program
- CDC Breast and Cervical Cancer Early Detection Program
- Sub-recipient of Indian Health Service: Special Diabetes Program for Indians: School Health and Diabetes Prevention Project support
- Oklahoma Tobacco Settlement Endowment Trust (TSET)
- CDC Good Health and Wellness in Indian Country (GHWIC)
- USDA Women Infants Children (WIC)
- USDA Summer Electronic Benefits Transfer for Children (SEBTC)
- CDC Community Health Workers for COVID-19 Response and Resilient Communities
- CDC Closing the Gap with Social Determinants of Health Accelerator Plans
- CDC Cherokee Tribal Practices for Wellness in Indian Country (TPWIC)
- Wastewater Surveillance from the National Association of City/County Health Officials (NACCHO)
- USDA WIC Community Innovation & Outreach
- CDC: School-Based Interventions to Promote Equity and Improve Health, Academic Achievement, and Well-Being of Students
- CDC Strengthening Public Health Infrastructure
- CDC Healthy Babies
- CDC Modernizing Data Infrastructure
- CDC Healthy Schools Grant: School-Based Interventions to Promote Equity and Improve Health, Academic Achievement, and Well-Being of Students
- Community Health Workers for COVID Response and Resilient Communities (CCR) Grant

PUBLIC HEALTH MONITORING, SURVEILLANCE, & EVALUATION

School Health Profiles

This is a system of surveys assessing school health policies and practices in the reservation, conducted every two years (even years) among middle and high school principals and leading health education teachers.

Profiles monitor the status of school health education requirements and context, physical education and physical activity, practices related to bullying and sexual harassment, school health policies related to tobacco-use prevention and nutrition, school-based health services, family engagement, and community involvement, as well as school health coordination.

The MSE team has started the school health profiles survey. So far, we have a 75% participation rate from up to 115 principals and 67 lead health educators taking the Profiles survey out of 143 eligible schools.

School Health

The MSE team has drafted assessment questionnaires for the PH School Health Program that measure Student Health and Health of the School Health Environments, to be administered at Cherokee Nation Sequoyah School (Grades 8th–12th), and Cherokee Nation Immersion School (Grades 3rd–7th). The focus areas are Physical Activity, Nutrition, and Tobacco use.

Youth Risk Behavior Surveillance (YRBS)

The YRBS survey tracks behaviors that can lead to poor health in students grades 9 through 12. This is conducted every two years (odd years). The MSE team has completed the current assessment process for this year. The school response rate was 94%, and the overall participation rate (school response rate and student response rate) was greater than 75%, exceeding the targeted participation rate. Results have been submitted to the CDC and should be available later this year. After surveying schools, they were provided with environmental sensors (vape detectors), which have been distributed.

Adverse Childhood Experiences and Protective Childhood Experiences (ACEs/PCEs)

Since the YRBS and Profiles surveys are consistent and have been sustained surveillance projects within MSE, we have incorporated ACEs/PCEs related questions into these surveillance systems. This is how we developed a sustainable way to collect ACEs/PCEs surveillance data.

Data Modernization

The MSE team is preparing for its second year of data modernization work plan activities. Objectives consist of enhancing public health data through the modernization of technology infrastructure, cultivating Cherokee Nation Public Health's capabilities to analyze with technology and supporting the use of results to improve population health, and forging

communication and collaboration with stakeholders to collect and share data that provide information on conditions of public health importance.

Opioids

The Johns Hopkins injection drug use study entitled “Our Stories Matter” successfully completed data collection in Sequoyah County during the Spring of 2023. The community response to the project staff’s presence was overwhelmingly positive, with 600 surveys collected during the second phase of data collection alone.

The MSE Epi has completed the data analysis (quantitative and qualitative data analyses). The team is now in the process of publication pending a review by the CNIRB and CN Communications.

The MSE team has built an initial surveillance dashboard around opioids for professionals here at Cherokee Nation to use for planning resources and activities around opioid prevention or intervention. The team is enhancing the dashboard to match the public health opioid plan.

Getting to Y

An MSE epidemiologist works with students from four High Schools within the reservation who participated in the UP for Learning’s Getting to “Y” program (GTY) during the 2022-2023 school year. Getting to “Y” is an opportunity for students to bring meaning to their YRBS data.

Through youth leadership, partnerships with adults, participatory action research, and peer and community engagement, participants experience personal growth by building their capacity for future civic engagement and effect sustainable change in youth behavior, community, and school culture.

6 schools are already signed up for this year; they all have a facilitator, core team, and data analysis team. Once 2023 YRBS data is finalized and validated, each school will hold its data analysis retreat and develop an action plan, which it will implement in this school year and next year.

Inter-Tribal Collaborations

Commerce Department – HOPE Program: A MSE data specialist is assisting in validating participants’ eligibility based on program requirements.

Human Services – OneFire Program: A MSE epidemiologist and data specialist are working with OneFire in preparation for a data visualization and management system. We have been working with OneFire and CN IT on platforms that will meet the needs for the domestic violence staffs’ case management data workflow.

Environmental Health – Community Water Survey: A MSE epidemiologist have worked with the Environmental Health team to launch a new survey for 2024. Our team is awaiting the results from that to help with analysis.

CNHS Infection Control Clinic – Syphilis Surveillance Project: A MSE epidemiologist is looking at risk factors and trends among Tribal health facilities users and building a report with the support of the Infectious Control Clinic. They are in the final analysis phase and should have a full report by the end of the year.

Wastewater Surveillance Process – As part of an ongoing collaboration for internal capacity, the MSE team is working with Environmental Health to develop wastewater surveillance activities and testing. They are in the process of designing a wastewater surveillance laboratory.

Language Department – The MSE team is working with the Language team to build a Cherokee speaker's survey (implemented in the Cherokee language) to understand their social determinants and health outcomes. It is expected that the survey will launch later this year.

Education – MSE met with the Education team to consult on data elements around program evaluation and addressed requests for assistance with tools or resources for the team to evaluate projects within the department.

WOMEN, INFANTS, & CHILDREN (WIC) PROGRAM

MONTH/FY 2024	WOME N	INFANTS	CHILDRE N	SEBTC FOOD SALES	WIC FOOD SALES
October	1733	1571	3071	0	\$419,733.41
November	1770	1589	3049	0	\$410,840.20
December	1776	1597	3013	0	\$406,310.06
January	1735	1624	2979	0	\$432,435.93
February	1721	1656	2942	0	\$432,329.68
March	1679	1669	2918	0	\$447,587.42
April	1632	1673	2973	0	\$435,872.01
May	1628	1723	2988	\$645,185.65	\$464,021.38
June	1539	1672	2949	\$881,411.47	\$481,120.24
July	1479	1664	2926	\$540,863.26	\$404,584.92
August					
September					
YTD TOTAL:	16,692	16,438	29,808	\$2,067,460.38	\$4,335,299.93

****Indicates caseload and Food Sales through end of closing 7/23/2024.***

Cherokee Nation WIC Farmer's Market

- 62 contracted farmers last season has increased to 97 as of 6/24/2024

- 859 transactions as of 6/24/2024
- \$18,683.12 in sales as of 6/24/2024

Summer EBTC Program 2024

- To date the program has disseminated cards to approximately 82,000 students
- To date the program has 98,000 students approved (13,000+ of those cards are in process)
- The program expects an additional 3,000 students added to those numbers
- SEBT Applications have been available on the Gadugi Portal and online since March 1, 2024, and has continued to take applications. Cards will be loaded manually for families in office.
- Continued EBT card loading for school districts in Muscogee Reservation for SEBT program participation

PUBLIC HEALTH AND WELLNESS FUND INITIATIVE

Male Seminary Recreation Center (Markoma)

<i>MONTH/FY 2024</i>	<i>TOTAL MEMBERS</i>	<i>TOTAL VISITS</i>	<i>GROUP FITNESS</i>	<i>CHILD WATCH</i>
October	10,887	5,725	1,384	351
November	10,993	4,283	1,063	360
December	11,158	9,270	1,586	722
January	11,304	6,286	1,149	618
February	11,364	8,480	1,848	774
March	11,439	8,044	1,837	697
April	11,163	8,114	2,016	653
May	11,169	6,203	1,628	523
June	11,193	9,789	2,102	1,138
July	11,181	8,009	1,778	985
August				
September				
YTD TOTAL:	22,374	74,203	16,391	6,821

****Indicates through end of closing 07/26/2024.***

Marble City Community Center

- Monthly Report: July 2024
 - Gym total check in 440
 - July 9, Walking in Balance Event: 200
 - July 16, Walking in Balance Event: 79

- July 17, 3on3 Basketball League: 12
- July 22, Food Pantry: 42 Families Served
- July 23, Walking In Balance Event: 55
- July 25, Emersion School Treasure Hunt @ 9am-12pm, Volleyball League @6pm
- July 26, 3on3 Basketball League @ 6pm

Woody Hair Community Center - Kenwood, Ok

- As of today, The Woody Hair Community Center has 151 New members
- 500 signed in since 06/27/2024 to present day
- 07/23-24/2024 Kenwood School is hosting a Softball Camp
- 07/26/2024 Cherokee Nation Early Childhood Unit will host a staff meeting beginning at 8am.
- 07/26/2024 Public Health will be on site in the Nutrition center for blood pressure checks and glucose readings. The staff will also, help the elders with making a Three Sister Salsa for tasting.

Worksite Wellness

CANCER PROGRAMS

Breast and Cervical Early Detection Program (BCC)

- Our program has provided 726 breast procedures, 404 cervical procedures and 59 breast and cervical procedures in program year 2
- BCC Program year 3 started July 1st

Comprehensive Cancer Control Program (CCC)

- OSTA Coalition is in process of review and revision of the 5 Year Comprehensive Cancer Control Plan
- CNPH staff working with OSTA members and related workgroups on updates to the 5 YR Cancer Plan.
- Year 3 CCC Work plan started July 1st.

COMMUNITY HEALTH PROMOTION PROGRAMS

Wings Races:

ALL RACES LISTED BELOW ARE FREE TO WINGS MEMBERS

All races are both in-person and virtual. Cherokee Nation reserves the right to change to a virtual only format should public health & community safety concerns require it.

Run the Streets 5K

March 23, Bartlesville

HOPE FitBiz Challenge 5K

June 1, Pryor

Hornet 5K & Fun Run

October 5, Vinita

CC Camp 5K & Fun Run

April 6, Stilwell

Huckleberry Run

July 6, Jay

Nowata 5K & Fun Run

October 12, Nowata

Running Wild

April 13, Tahlequah

Walter Webbers Falls 5K

July 13, Webbers Falls

The Fast and the Furriest 5K

October 19, Muskogee

Second Chance Pet Rescue 5K

April 27, Grove

Summer Slam 5K

July 20, Westville

Will Rogers Memorial 5K

November 2, Claremore

Diamond Daze 5K

May 4, Sallisaw

Lake Vian Trail Run

August 17, Vian

Frigid Forest 5K

December 7, Hulbert

Run for the Berries

May 11, Stilwell

Cherokee Holiday Run

August 31, Tahlequah



JOIN THE RUN!

Visit <https://www.cherokeepublichealth.org/files/index/display?objs=Wings> for details or scan the QR code to apply directly. Secure your spot today!

- **Huckleberry 5K – 7/6/2024**
 - 0 - Total Participants
 - 253- 5K In-person
 - 414 - 5K Virtual
 - 36 - Fun Run
- **Walter Webbers Falls 5K – 7/13/2024**
 - 578 - Total Participants
 - 116 - 5K In-person
 - 445 - 5K Virtual
 - 17 - Fun Run
- **Summer Slam 5K – 7/20/2024**
 - TBD - Total Participants
 - 171 - 5K In-person
 - TBD - 5K Virtual
 - 37 - Fun Run

CNPH SCHOOL HEALTH & WELLNESS PROGRAM

- The School Health & Wellness Program targets 40 priority public school sites located on the CN Reservation

- 2024 Fall Semester meetings in August set for all schools.
- School focus requirements:
 - Focus Area 1: Nutrition & Health Education
 - Focus Area 2: Physical Activity & Physical Education
 - Adding Focus Area 3: Tobacco Education/Awareness and Cessation
- Priority schools agree to a partnership with CN Public Health to implement school wellness and health education strategies that promote increased access to physical education/physical activity, healthy food options, and healthy water access in the school setting. Tobacco prevention and education will be a new focus area this school year.
- ❖ Program goal: To improve the health and well-being of school-aged children and adolescents in underserved and disproportionately affected communities among the Cherokee Nation Reservation through collaboration and partnership.

****Funded by Special Diabetes Program for Indians (SDPI) grant.***

CDC SCHOOL HEALTH & WELLNESS PROGRAM

- CNPH is the only tribe that received this grant
- Partnership is with Sequoyah and Cherokee Immersion School
- School objectives:
 - Establish partnership
 - Support school health programs
 - Implement school health guidelines, tools, and resources through professional development and technical assistance
 - Implement cultural values and needs of school
- In process of assessing both schools by utilizing the School Health Index
 - Self assessment and planning guide that enables schools identify strengths and weaknesses of health and safety policies and programs
 - Assessment aligns with the Whole School, Whole Community, and Whole Child model
- Provided professional development Spring semester
- 2024 Fall Semester meetings in August for both schools planned

****Funded by CDC Healthy Schools grant***

CHW CONNECTION TO CN RESOURCES

CHW CONNECTION TO CN RESOURCES

Cherokee Speakers	261
Non speakers	207

HACN	45
Human Services	93
Health	71
Speaker Services	98
Water and Sanitation	14
Career Services	19
Home Visit	134
Office Visit	20
Calls	215
Community Visit	92

**Indicates 6/16 through 7/15.*

Tribal citizens have been connected to the following Cherokee Nation programs & services:

Speaker Services

- o Assisted with applications for home repairs
- o Assisted with application for air condition unit
- o Referral for air conditioner
- o Assisted with application for front room window replacement and called Muldrow Glass for estimate
- o Contacted Speaker Services for community member's water disconnection
- o Contacted Speaker Services for community member's broken pressure tank repairs
- o Referrals for exhaust fan and electrical outlets, screen door replacement, Starlink Internet replacement
- o Referral for burial and food
- o Made call to Barker Construction to come visit for home repair estimate
- o Contacted delivery person to schedule time to deliver appliances to community member
- o Referrals for electric bill cut off notice
- o Met with contractor at community member's house to look over and document housing repairs that are needed

Housing Authority

- o Assisted with application for water leak
- o Wellness check and assistance with sanitation application
- o Referral to HACN for home repairs

Health

- o PACE-Elder Care – Follow up with application process
- o Assistance in scheduling transportation for medical appointments
- o Assisted community members to call and request medication refill
- o Picked up medication and delivered to community member
- o Assisted community to connect with OK DHS Advantage program for acquiring Home Health Provider

Human Services

- o Assisted with obtaining and filling out food stamp application
- o Assisted with obtaining and filling out clothing voucher applications
- o Community member need help with clothing voucher and assistance with registration for children
- o Requested summer LIHEAP information for community member
- o Cherokee First
- o Community service applications distributed
- o Assisting community member to acquire additional documents needed for Community
- o Leadership funds application for kids

Education

- o Tuition/Supply applications

Public Health

- o SEBT card information

Wellness Checks and Home Visits

- o Condolences & delivered memorial blanket.
- o Recent move from home into town with family. Education on importance of taking medication and following correct dosage

- o Checking on community member that had recent knee surgery
- o Assisted with providing community member Social Security Survivor benefits information
- o Home visit to elderly speaker to determine if she is okay and if she needs anything
- o Installed a door at the Calvary Baptist Church
- o Wellness check on community member that had a recent car accident

Water & Sanitation

- o Assisted with application for revised version of the Water & Sanitation application

CNPH COMMUNITY ENGAGEMENT & PARTNERSHIP ACTIVITIES BY COUNTY

Adair County

Community Walking Groups

Tobacco Prevention & Cessation

- o Tobacco Cessation
 - 5/14/24-7/2/24 @ Wilma P. Mankiller Health Center, 12PM.

Healthy Native Diabetes Prevention Program (DPP)

- o DPP virtual class – Zoom – Monthly meeting – Thursdays at 1:00 pm
 - 6 participants, 38.6 lbs. lost, and 3462 minutes of accumulative exercise

Public Health Educator (PHE) Community Partnership & Outreach Activities

- o Parks and Open Space - Adair County TSET
 - Workday was held on 6/21/24 in Adair Park to paint a swing set near the cornhole boards. The City of Stilwell installed (4) new benches and a picnic table purchased with TSET HLP funds near this area.
 - Staff is continuing to work with TSW Design to complete a master plan for Adair Park. Community feedback and flood plain information was provided to assist in the development of the design. The next meeting will be at the end of July for the first conceptual plans.
- o Complete Streets

- America Walks hosted a webinar “Tribal Pedestrian Safety- Responding to a crisis in Indian Country.” Staff presented on this webinar about current projects around Safe Routes to School in Adair County.
- Walk Stilwell
 - 07/17/2024 Fletcher Park at 10:30
 - PHEs partnered with Boys and girls club of Adair County to host a Walk Stilwell event. This event was used to showcase the improvements that the City of Stilwell has made to the downtown area to make it a safer, more walkable place. The students said they mostly felt safe but there were still some things they thought needed work. They were able to gain useful feedback from a kid’s perspective which is much different than an adult.

Cherokee County

Community Walking Groups

Tobacco Prevention and Cessation

- Tobacco Cessation
 - Clinic in the Woods
 - 6/3/2024-7/15/2024
- Virtual Tobacco Cessation
 - 7/17/2024 – 9/4/2024, 12pm, with 13 participants

Healthy Native Diabetes Prevention Program (DPP)

- DPP in-person class – CNOHC – Monthly meetings – month 3 date(s): Tuesdays at 5:30 pm
 - 6 participants, 43 lbs. Lost and 1393 minutes of accumulative exercise

Public Health Educator (PHE) Community Partnership & Outreach Activities

- Traditional food taste test- Squirrel Dumplings
 - 06/21/24- CIW at 9am- Noon, 31 adult participants
- Fishing With Grandparents
 - 06/28/24- Complex Pond, 9am – 12pm, 200 participants and 1 partnering agency.
- Hulbert Senior Center
 - 07/08/24- Hulbert at 10:00am-11:00am, and the Team provided 4 tobacco forms to participants.

Delaware County

Community Walking Groups

Tobacco Prevention and Cessation

Healthy Native Diabetes Prevention Program (DPP)

Public Health Educator (PHE) Community Partnership & Outreach Activities

Mayes County

Community Walking Groups

Tobacco Prevention and Cessation

- In-person Tobacco Cessation
 - Dates held, 6/26/24-7/31/24 @Salina Senior Citizen Center, on Wednesday's at 1pm.
- 3 Tobacco Cessation Referrals
 - 2 referred to cessation class, 1 referred to health care provider and helpline

Healthy Native Diabetes Prevention Program (DPP)

- DPP – In-person class – Salina Senior Citizen Center – Monthly meeting #6 – Wednesday at 1:00 pm
 - 3 participants, 1 lb. Lost, and 195 accumulative minutes of exercise.

Public Health Educator (PHE) Community Partnership & Outreach Activities

- Basket Weaving Class
 - 07/18/24 Gospel Lighthouse Assembly of God Locust Grove, OK from 9:00 to 11:00 am, participants included 11 youth and 4 adults.

Muskogee County

Community Walking Groups

Tobacco Prevention and Cessation

Healthy Native Diabetes Prevention Program (DPP)

- DPP – In-person class – Three Rivers Health Center – Bi-Weekly meeting. #18 - Thursday at 5:30 pm
 - 3 participants with a total of 30 lbs. Lost and 1200 total accumulative minutes of exercise.

Public Health Educator (PHE) Community Partnership & Outreach Activities

- OSU High Obesity Program Mobile Farmers Market
 - JBR HeadStart

- PHEs Assisted with setting up produce, shopping with customers and clean up.

Nowata County

Community Walking Groups

Tobacco Prevention and Cessation

- Virtual Tobacco Cessation.
 - Dates held, 7/17/2024 – 9/4/2024 @ 5:30pm with 20 participants.

Healthy Native Diabetes Prevention Program (DPP)

- DPP virtual class - Zoom - Monthly meetings - #3 Tuesday @ 5:30 PM
 - 6 participants with a total of 5lbs. Lost and 3758 total minutes of accumulative exercise.

Public Health Educator (PHE) Community Partnership & Outreach Activities

- Living Word Food Pantry Resource Table
 - 07/18/24 Living Word Church, 10:00AM- 12:00PM. The Team provided 2 DPP-Do you qualify forms and 5 Wings applications to participants.

Sequoyah County

Community Walking Groups

Tobacco Prevention and Cessation

- Virtual Tobacco Cessation.
 - Dates held, 5/15/2024 - 7/3/2024 @ 5:30pm
 - 2 participants completed and are still tobacco free.
- Virtual Tobacco Cessation.
 - Dates held, 6/19/2024 -8/7/2024 @ 12pm with 417 participants.
- Marble City Community Center – In person Class.
 - 7/9/2024-8/20/24 @ 12pm

Healthy Native Diabetes Prevention Program (DPP)

- DPP – In-person class – Redbird Smith Health Center – Monthly meeting – Thursdays at 12:00 pm
 - 4 participants with a total of 6 lbs. lost and 1055 minutes of accumulative exercise.

Public Health Educator (PHE) Community Partnerships & Outreach Activities

- Passport to Manhood Class – Boys and Girls Club.
 - 6/7/24 thru 7/19/24- Sallisaw Unit each Friday at 1:15pm-2pm.
Participants included 12 males ages 10-12.
- Walkability Assessment/Speed Radar checks – 7/12/24 – 8-8:30am.
 - Sallisaw, OK – Checked/ recorded speeds and counted total traffic.
- Back to School Roundup Planning meeting – 7/8/24
 - Event will be held 8/3/24 in Sallisaw Rodeo Arena

Washington County

Community Walking Groups

Tobacco Prevention and Cessation

- Virtual Tobacco Cessation.
 - Dates held, 6/19/2024 - 8/7/2024, at 12:00pm, and 5 participants
- 11 Tobacco Cessation Referrals.
 - Referred to virtual class

Healthy Native Diabetes Prevention Program (DPP)

- DPP – Virtual – Weekly Meeting – Tuesdays @ 5:30pm.
 - 6 participants with a total of 10 lbs. Lost and 150 minutes of accumulative exercise.

Public Health Educator (PHE) Community Partnerships & Outreach Activities