

Group: Marshal Service Month/Year of Report: January 2014
Group Leader: Shannon Buhl Phone: 207-3800 Email: shannon-buhl@cherokee.org

I. **Budget Highlights – please refer to Monthly Financial Report**

II. **Program Highlights for December:**

<u>District 1</u> 412 North	<u>District 2</u> 412 South
Information Report (0)	Information Report (6)
Warrants (1)	Warrants (7)
Other Agency Assists (17)	Other agency assists (60)
Warnings (71)	Warnings (61)
Citations (17)	Citations (23)
Alcohol/Drug Arrests (12)	Alcohol/Drug Arrests (4)
A&B/DV (1)	A&B/DV (2) Harassment (1)
Burglary /Theft/Larceny (3)	Burglary/Theft/Larceny (3)
Interfere with 911 Call (1)	Vandalism (1) Forgery (1)
	Trespassing (1) MVA (1) DUS (2)
	Harboring Fugitive/Obstruction (1)

III. **Special Operations**

Dive (0)
SWAT (1)
Task Force (0)

IV. **Accomplishments**

Suzanne Drywater-CTAS
Danny Tanner-Closed Circuit Rebreather
Shannon Buhl-SLJASTL Expert Panel Meeting

V. **Security**

Security Violations (53)
Vehicle Assists (32)
Incident Reports (3)

VI. **Federal Facilities**

Claremore (2) EDO
Hastings (0)
Three Rivers (0)

VII. **Community**

Franky Dreadfulwater:
Cave Springs, Whittier-Anti Bullying Program
Bell-Christmas Play
Dahlongegah, Cave Springs, Marble City-Basketball Game

Shawwna Roach:
Polar Project Computer Giveaway-Catoosa, Jay, Sequoyah

VIII. NAHASDA PATROLS:

District 1 1104

District 2 0628

Total 1732

Cherokee Nation Election Commission (CNEC)

918.458.5899 (office) 918.458.6101 (fax)

Election-Commission@Cherokee.org

Rules Report
December 2014

I. Budget Highlights

- a.) None

II. Program Highlights

- a.) N/A

III. Accomplishments

- a.) Election Commission made candidate packets available for 2015 candidates (Jan. 5, 2015)
- b.) CNEC approved an updated Q & A for the CNEC website
- c.) CNEC had been represented at most in-district services and community meetings through December
- d.) Office staff has stayed current and on target with all registration processing and Election preparation goals thus far
- e.) CNEC has stayed current with Tribal Registration Deceased Citizen listings

IV. Future Plans and Initiatives

- a.) CNEC has made preparations for Precinct Official trainings
- b.) The office staff and director are making and will continue to make preparations for the upcoming election cycle
- c.) Hart Intercivic will continue to provide on-site support services throughout the election cycle



CHEROKEE NATION TRIBAL COUNCIL RULES COMMITTEE REPORT

Group: Tax Commission

Month/Year of Report: January, 2015

Group Leader: Sharon Swepston

Phone:

E-mail: Sharon-swepston@cherokee.org

I. Budget Highlights

- a.) Please refer to the monthly financial report from Finance.

II. Program Highlights

a.) Motor Vehicle

1. Year to Date Motor Vehicle revenue for FY15 compared to FY14 as of November 30th 2014 & November 30th 2013, had an overall increase of 20.12%.
2. The month to month revenue comparison for November 2013 (FY14) compared to November 2014 (FY15) shows an increase of 4.06%.
3. The detail for all areas of revenue for motor vehicle is shown on the attached graphs.
4. For FY15 new tags issues in the Extended Jurisdictional Boundary for October 1,326 November 1,055, December 1,505.

b.) Revenue and Taxation Division

1. Year to Date Revenue and Taxation (Tobacco) for FY15 compared to FY14 as of November 30th 2014 & November 30th 2013, had an overall decrease of 34.07%.
5. A month to month revenue comparison November 2013 (FY14) compared to November 2014 (FY15) shows a decrease of 38.61%.
3. The detail for all areas of tax is shown on the attached graphs.

c.) Future Plans/New Initiatives

1. The next Tax Commission meeting is scheduled for March 11, 2015 at 4:30 pm in the CNTC Conference room.
2. The Veterans Sales Tax Exemption Cards have been mailed out to all qualified applicants. As of January 8, 2015 we have mailed out 129 Veteran Sales Tax Exemption Cards. CNE has implemented their upgraded system to process the new sales tax exemptions for Cherokee veterans.
3. We have received our report for November 2014 purchases and payment from the State of Oklahoma and rebates are scheduled to be distributed to the retailers by or before January 15, 2015.

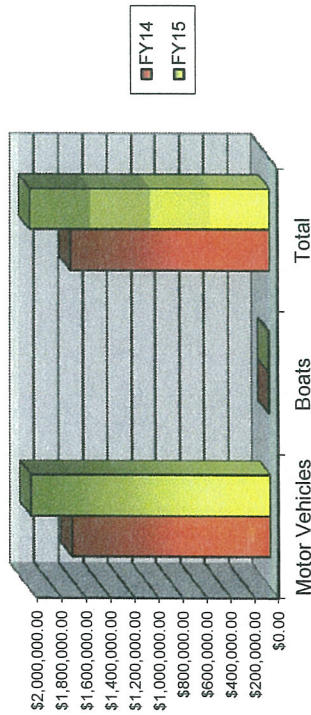


CHEROKEE NATION TAX COMMISSION

NOVEMBER, 2014

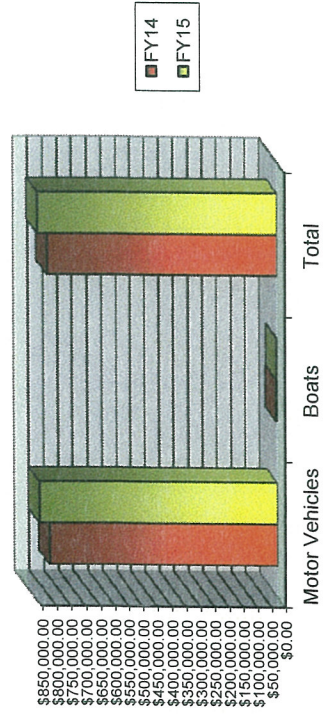
	Motor Vehicles	Boats	Total
FY14	\$1,644,345.71	\$11,006.30	\$1,655,352.01
FY15	\$1,976,774.14	\$11,667.75	\$1,988,441.89
% of Change	20.22%	6.01%	20.12%

MV Gross Revenue Comparison - Year to Date



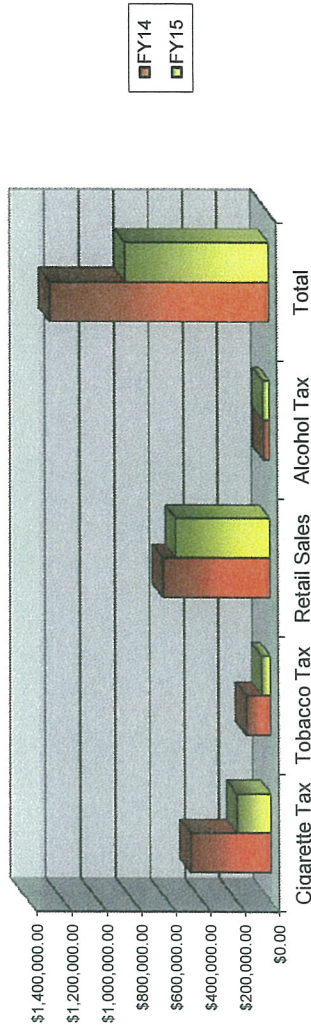
	Motor Vehicles	Boats	Total
FY14	\$793,592.32	\$4,357.86	\$797,950.18
FY15	\$827,536.83	\$2,817.18	\$830,354.01
% of Change	4.28%	-35.35%	4.06%

MV Gross Revenue Comparison - Month to Month



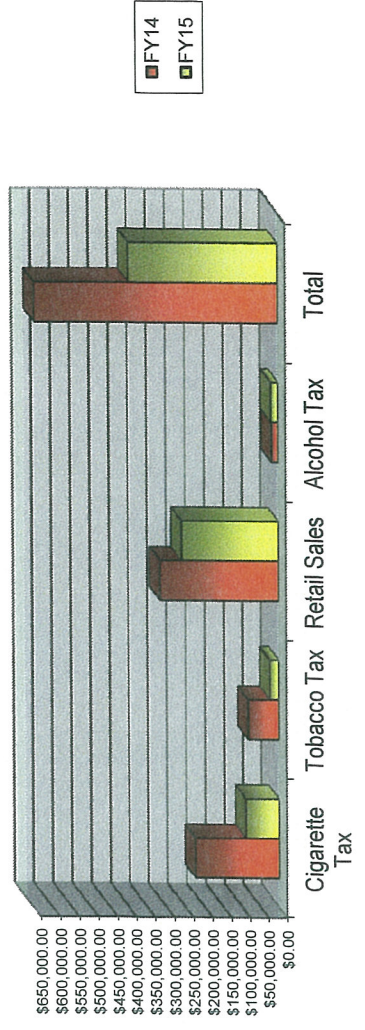
	Cigarette Tax	Tobacco Tax	Retail Sales	Alcohol Tax	Total
FY14	\$469,671.91	\$144,555.44	\$624,581.86	\$36,226.45	\$1,275,035.66
FY15	\$198,662.96	\$52,991.07	\$549,498.49	\$39,452.49	\$840,605.01
% of Change	-57.70%	-63.34%	-12.02%	8.91%	-34.07%

R & T Gross Revenue Comparison Year to Date



	Cigarette Tax	Tobacco Tax	Retail Sales	Alcohol Tax	Total
FY14	\$223,578.99	\$83,781.73	\$312,315.60	\$18,323.53	\$637,999.85
FY15	\$90,239.20	\$24,843.24	\$256,660.58	\$19,910.20	\$391,653.22
% of Change	-59.64%	-70.35%	-17.82%	8.66%	-38.61%

R & T Gross Revenue Comparison Month to Month



I. **Budget Highlights – please refer to Monthly Financial Report**

Description of Budget exceptions: No budget exceptions to report. Two of three Self Governance Analyst positions are vacant.

II. **Program Highlights**

1. **Contract Support Settlements- Thank you**

Vickie Hanvey received correspondence from Port Gamble S'Klallam Tribe acknowledging her work on Contract Support Cost at the national level and sharing credit for the settlement they received. See correspondence on page 3.

2. **FY 2015 Appropriations:**

In mid-December, Congress passed H.R. 83, commonly referred to as the “Cromnibus,” to provide funding for most of the federal government through the end of FY 2015. The FY15 BIA budget is approximately \$2.601 billion, an increase of \$70 million over enacted FY14 levels.

The FY15 IHS budget is approximately \$4.642 billion, a 4.5% increase as compared to FY14. Several important line items within the IHS budget received significant increases in the FY15 enacted budget. The FY15 IHS budget will fully fund CSC at roughly \$663 million, a \$75 million increase as compared to FY14. The FY15 Purchased and Referred Care (formally known as Contract Health Services) budget is \$914 million, a \$35 million increase.

3. **Department of Interior PL 102-477 On-Site Review Report:**

The Department of Interior is required to perform an on-site review of the Nation’s PL 102-477 Program once every three years. In August, Yvonne LaRoque from the Bureau of Indian Affairs’ Division of Workforce Development visited the Nation to perform an on-site review. In early December, the Nation received Ms. LaRoque’s written report detailing the results of her on-site review. The report stated that the Nation’s 477 Programs “were well organized and the staff of both Career Services and Child Care showed a great deal of enthusiasm for their fellow co-workers, programs and the clients/members they serve.”

4. **Bureau of Indian Affairs Roads Inventory:**

The Self-Governance Office, Roads Department, and Attorney General’s Office are reviewing the status of the Nation’s 2012 Indian Reservation Roads (IRR) Inventory update. The BIA did not include 2.0 miles of roads located on the Sequoyah High School campus to the Nation’s IRR inventory as requested by the Nation in 2012. After several months of delay by the BIA, discussions regarding the SHS roads resumed in December. The BIA is currently reviewing the status of land ownership at SHS. Self-Governance, Roads, and AGs office staff will participate in a follow up call with the BIA in late January or early February to discuss the next steps regarding adding the SHS roads in question to the Nation’s IRR inventory.

5. Inter-Tribal Council of the Five Civilized Tribes:

Office of Self Governance staff participated in the January 8th-9th meeting of the Inter-Tribal Council of the Five Civilized Tribes.

Arkansas Riverbed Authority:

Vickie Hanvey made a presentation of “litigation support” funding available balance through the Nation’s compact. Funding for the ARA is facilitated through the Cherokee compact but is designated for the ARA and under the express authority of the ARA. Governor Anoatubby and Chief Batton expressed appreciation for the presentation and requested Ms. Hanvey’s assistance in facilitating a new budget for the ARA.

Governance Committee:

Ms. Hanvey also facilitated the Governance Committee meeting Representatives of the Five Civilized Tribes were joined by staff from the Comanche Nation, which is beginning to explore the possibility of joining Self-Governance in the near future. The tribes discussed a wide array of topics, including the BIA CSC Class Action lawsuit, funding formulas in the BIA, Johnson O’Malley student counts, and the current status of the BIA and IHS CSC Workgroups.

6. Oklahoma Self-Governance Coalition Meeting:

On January 6th, Self-Governance staff attended the Oklahoma Self-Governance Coalition meeting in McAlester, Oklahoma. The Oklahoma Self-Governance Coalition is open to all tribes in Oklahoma that are currently participating in Self-Governance or are interested in learning more about the Self-Governance initiative. Tribes from across the state shared updates about contract support costs, Medicare like rates, uncompensated care waivers, budget equity in the BIA, and many other topics.

7. Annual PL 102-477 Report

The Self-Governance Office submitted the Nation’s annual Public Law 102-477 Report to the Department of Interior on December 23, 2014. Self-Governance staff worked with the Child Care, Career Services, and Finance departments to compile the necessary data for the report. The report contains a narrative, financial, and statistical report that details the Nation’s efforts to implement its PL 102-477 Plan. The 477 Program allows the Nation to better coordinate services designed to provide employment and job training services to its citizens.

8. Administration for Children & Families Tribal Advisory Committee:

On December 11th, Vickie Hanvey participated in a meeting of the Administration for Children and Families (ACF) Tribal Advisory committee that was held via conference call. The conference call focused on the development of updates to the ACF’s tribal consultation policy.

9. IHS FY2017 Budget Formulation:

Clint Hastings participated in the December 8 budget formulation meeting in Oklahoma City along with Dr. Charles Grim. The OCAO shared an overview of the budget formulation process, Area profile summary and performance measures, OEH, Contract Health, Contract Support and many other topics. Area representatives were selected for the National meeting in Washington DC.

Thank you from Port Gamble S'Klallam Tribe

-----Original Message-----

From: Gregory Anderson [mailto:gregoryaa@pgst.nsn.us]

Sent: Monday, January 05, 2015 6:04 PM

To: Rhonda Butcher; Jim Culver (Guest); Susanville Indian Rancheria; Vickie Hanvey; C. Bryant Rogers; Mike Gross

Cc: Lloyd Benton Miller; Brian Deveau; 'Renee Veregge'; DeGuire

Subject: IHS Settlement with Port Gamble on CSC

Hi!

Happy New Year to all. The Port Gamble S'Klallam Tribe just received notice that the "check was in the mail" to settle our IHS claims that were begun in 1997. The settlement was over [REDACTED] and we were represented by Lloyd Miller at Sonosky Chambers, while we received heavy technical assistance from Brian DeVeau at Moss Adams.

I wanted all of you to share in the credit for this wonderful settlement. Over the past 20 years since our first IHS FA, it was the expertise and support of all of you, people that begin to feel more like family than mere acquaintances to me, that made a major difference in my resolve to continue to push for a settlement of these claims. I have truly enjoyed working with all of you.

If you still have claims, take heart. Good things can happen.

Best wishes for your future successes.

Greg

NEGOTIATIONS:

- **DOI, OST Negotiations:**

Self-Governance staff is currently engaged in renegotiation discussions with the DOI Office of Special Trustee to renegotiate our Real Estate Appraisal Services and Beneficiary Processes Program Memorandums of Understanding. Self-Governance is coordinating with program staff throughout the renegotiations which are on-going.

Other SG Participation:

- TIBC EORO Alternate Representative
- National DOI Tribal Data Management pilot project
- National EPA Self-Governance Workgroup
- National Title VI workgroup to further SG within HHS
- National HHS ACF Tribal Advisory Council
- National Title IV workgroup with DOI SGAC
- National DOI CSC workgroup
- National DOI Funding Formula Matrix workgroup for SGAC
- National DOI Self-Governance 2.0 Workgroup
- Oklahoma SG Coalition representation of SG issues specific to Oklahoma

HUMAN RESOURCES

December 2014

NASON MORTON, INTERIM EXECUTIVE DIRECTOR
Extension 5682

Human Resources is currently working on the revision of Cherokee Nation Human Resources Policies and Procedures (CNHRPP), Chapter III, portions of Chapter II and portions of Chapter V. Benefits. As of December 30, 2014, the total numbers of Employee is 3471. Of those employees, 2875 are Cherokee and 261 are members of another Federally recognized tribe.

EMPLOYMENT/COMPENSATION

Processed	Monthly	YTD
Number of Employees Hired	44	506
% of Cherokees Hired	82	82
% of Indians Hired	11	8
# of Applications Received	259	5228
# of Interview Panels Sent	107	1081

BENEFITS

Processed	Monthly	YTD
Educational Reimbursement Requests	2	28
401(k) Distributions	33	519
401(k) Loans	15	271
401(k) Hardship	2	45
FMLA	52	473
COBRA	28	372
Short Term Disability	3	147
Workers' Compensation	6	30

EMPLOYEE DEVELOPMENT

Orientations/Trainings Presented	Monthly	YTD
Trainings Presented	21	292



ᑭᑭᑭᑭ ᑕᑭᑭ ᑭᑭᑭᑭᑭᑭ ᑕᑭᑭᑭᑭᑭ
Cherokee Nation Gaming Commission

Director's Report

9 January 2015

2014 COMPACT FEE PAYMENTS

	State	Fair Meadows	OHRC	Sub-Total	YTD
Jan	\$ 805,377.12	\$ 56,521.19	\$ 184,329.98	\$ 1,046,228.29	\$ 1,046,228.29
Feb	\$ 1,154,881.13	\$ 56,337.84	\$ 196,788.19	\$ 1,408,007.16	\$ 2,454,235.45
Mar	\$ 1,130,932.71	\$ 56,421.18	\$ 224,361.83	\$ 1,411,715.72	\$ 3,865,951.17
Apr	\$ 1,137,427.27	\$ 57,404.59	\$ 199,417.18	\$ 1,394,249.04	\$ 5,260,200.21
May	\$ 1,233,070.41	\$ 57,954.64	\$ 217,736.78	\$ 1,508,761.83	\$ 6,768,962.04
June*	\$ 1,138,416.36	\$ 57,904.63	\$ 193,929.63	\$ 1,390,250.62	\$ 8,159,212.66
July	\$ 1,160,928.31	\$ 58,071.31	\$ 203,380.96	\$ 1,422,380.58	\$ 9,581,593.24
Aug	\$ 1,207,815.62	\$ 58,087.98	\$ 211,865.93	\$ 1,477,769.53	\$ 11,059,362.77
Sept	\$ 990,482.85	\$ 58,954.72	\$ 200,064.84	\$ 1,249,502.41	\$ 12,308,865.18
Oct	\$ 1,157,137.48	\$ 59,804.78	\$ 210,105.96	\$ 1,427,048.22	\$ 13,735,913.40
Nov	\$ 1,142,976.22	\$ 58,538.02	\$ 202,029.94	\$ 1,403,544.18	\$ 15,139,457.58
Dec	\$ -	\$ -	\$ -	\$ -	\$ 15,139,457.58
YTD Adj.	\$ -	\$ -	\$ -	\$ -	\$ 15,139,457.58
	\$ 12,259,445.48	\$ 636,000.88	\$ 2,244,011.22	\$ 15,139,457.58	

* Includes the annual \$35,000 oversight payment

NIGC Fee Payments	
March	\$ 75,522.12
June	\$ 73,424.27
September	\$ 73,424.27
December	\$ 75,766.02
TOTAL	\$ 298,136.68

Total Compact & NIGC Fee Payments	\$ 15,437,594.26
--	-------------------------

COMPACT FEE PAYMENT SUMMARY

	State	Fair Meadows	OHRC	Sub-Total	LTD
2005	\$ 2,948,594.00	\$ 500,040.00	\$ 1,478,858.36	\$ 4,927,492.36	\$ 4,927,492.36
2006	\$ 7,629,889.06	\$ 1,788,222.63	\$ 7,238,117.75	\$ 16,656,229.44	\$ 21,583,721.80
2007	\$ 11,472,065.73	\$ 962,047.93	\$ 4,573,604.66	\$ 17,007,718.32	\$ 38,591,440.12
2008	\$ 11,656,274.15	\$ 765,407.17	\$ 3,457,394.08	\$ 15,879,075.40	\$ 54,470,515.52
2009	\$ 12,258,076.70	\$ 749,466.52	\$ 2,393,709.96	\$ 15,401,253.18	\$ 69,871,768.70
2010	\$ 12,530,548.89	\$ 654,902.38	\$ 2,245,073.51	\$ 15,430,524.78	\$ 85,302,293.48
2011	\$ 12,842,971.99	\$ 624,666.63	\$ 2,263,371.18	\$ 15,731,009.80	\$ 101,033,303.28
2012	\$ 13,191,133.21	\$ 635,500.83	\$ 2,429,283.07	\$ 16,255,917.11	\$ 117,289,220.39
2013	\$ 13,775,089.66	\$ 671,503.73	\$ 2,454,446.83	\$ 16,901,040.22	\$ 134,190,260.61
2014	\$ 12,259,445.48	\$ 636,000.88	\$ 2,244,011.22	\$ 15,139,457.58	\$ 149,329,718.19
	\$ 110,564,088.87	\$ 7,987,758.70	\$ 30,777,870.62	\$ 149,329,718.19	

LICENSING SUMMARY

Location	Key Employee	PMO	Operational	Total
Roland	151	89	53	293
Ramona	79	40	30	149
Catoosa	964	358	553	1,875
Catoosa - SS	4	2	-	6
WSS	407	168	223	798
Tahlequah	136	65	50	251
Sallisaw	73	36	30	139
Ft. Gibson	93	34	35	162
WRD	70	32	28	130
Corporate	97	122	2	221
SCC	6	8		14
CNGC	-	55	-	55
Toby Keith	-	-	82	82
CN Day Worker	-	-	51	51
TOTALS	2,080	1,009	1,137	4,226

VENDOR LICENSES

Entity	Class A	Class B	Class C	Exempt	Total
Companies	98	96	3	43	240
Individuals	726	350	5	-	1,081

GAMING MACHINES

Vendor	Catoosa	Cat SS	Ft. Gibson	Roland	Sallisaw	WSS	Ramona	Tahl.	WRD	Totals
CLASS II										
AGS	-	-	-	-	-	-	-	20	-	20
Eclipse	12	-	-	-	-	-	-	21	-	33
GTAG/WMS	35	-	-	25	-	70	-	16	-	146
VGT	899	52	224	262	100	560	230	138	-	2,465
Sub-Total	946	52	224	287	100	630	230	195	-	2,664
COMPACT										
AGS	37	-	4	-	-	-	6			47
Ainsworth	15	-	6	6	-	12	8	8	-	55
Aristocrat	82	10	8	11	6	62	4	4	-	187
Aruze	18	-	12	4	-	10	14	-	-	58
Bally	323	6	60	83	31	186	67	33	46	835
IGT	512	5	77	140	72	329	48	102	74	1,359
Konami	81	-	24	26	12	80	36	23	-	282
Multimedia	81	-	18	26	4	57	30	16	-	232
Nova	12	-	6	-	-	6	8	8	-	40
Speilo	15	-	5	-	-	12	8	8	-	48
VGT	-	-	-	-	-	-	-	-	102	102
WMS	214	9	50	36	40	114	28	15	28	534
Sub-Total	1,390	30	270	332	165	868	257	217	250	3,779
Grand Total	2,336	82	494	619	265	1,498	487	412	250	6,443
Class II	946	52	224	287	100	630	230	195	-	2,664
% of floor	40.50%	63.41%	45.34%	46.37%	37.74%	42.06%	47.23%	47.33%	0.00%	41.35%
Compact	1,390	30	270	332	165	868	257	217	250	3,779
% of floor	59.50%	36.59%	54.66%	53.63%	62.26%	57.94%	52.77%	52.67%	100.00%	58.65%
TOTAL	2,336	82	494	619	265	1,498	487	412	250	6,443

CARD / TABLE GAMES

Table Games				
Game	Catoosa	Roland	WSS	Total
Poker	12	7	8	27
3-Card Poker	-	-	1	1
Prog. 3-Card Poker	2	1	1	4
Ult. Texas Hold'em	1	-	-	1
Progressive UTH	4	1	2	7
Blackjack	16	2	10	28
21 +3	4	2	3	9
Roulette	3	-	2	5
Casino War	1	-	-	1
House Money	-	-	2	2
Craps	1	2	-	3
Total	44	15	29	88