

Group: Marshal Service Month/Year of Report: March 2015
Group Leader: Shannon Buhl Phone: 207-3800 Email: shannon-buhl@cherokee.org

I. Budget Highlights – please refer to Monthly Financial Report

II. Program Highlights for February:

<u>District 1</u> <u>412 North</u> Information Report (3) Warrants (6) Other Agency Assists (51) Warnings (18) Citations (10) Alcohol/Drug Arrests (13) A&B/DV (3) Sexual Assault/Battery (0) Burglary/Theft/Larceny (5) Vandalism (1) Hit & Run (1) Fail to Comply Sex Offender (1) Unattended Death (2)	<u>District 2</u> <u>412 South</u> Information Report (7) Warrants (16) Other agency assists (145) Warnings (59) Citations (41) Alcohol/Drug Arrests (12) A&B/DV (6) Sexual Assault/Battery (1) Burglary/Theft/Larceny (2) Trespassing (1) DUS (1) Child Abuse (1) Truancy (2) Violation of PO (1) Harassment (1) Missing Person (1)
---	---

III. Special Operations

Dive (0)
SWAT (2)
Task Force (22)

IV. Accomplishments

Danny Tanner-IACP, DRI Ice Diving
Mike Roach-DRI Ice Diving
Shannon Buhl, Shawna Roach, Bobbie Jones-Legislative Day
Marshal Service-Polar Plunge

V. Security

Security Violations (54)
Vehicle Assists (22)
Incident Reports (1)

VI. Federal Facilities

Claremore (1) EDO
Hastings (2) EDO
Three Rivers (0)

VII. Community

Shawna Roach:
Markoma Gym-ALICE Training

VIII. NAHASDA PATROLS:

District 1 0370

District 2 0616

Total 0986



CHEROKEE NATION ELECTION COMMISSION
P.O. BOX 1188
TAHLEQUAH, OKLAHOMA 74465-0948
PHONE: 918-458-5899
FAX: 918-458-6101

Rules Report
February 2015

I. Budget Highlights

- a.) None

II. Program Highlights

- a.) N/A

III. Accomplishments

- a.) CNEC is continuing to send press releases to newspapers within the 15 districts updating them on upcoming deadlines within the 2015 election cycle
- b.) The CNEC office has begun accepting requests for Absentee Ballots
- c.) CNEC is continuing to enhance our street guide database to accommodate in their district and precinct assignments
- d.) Office staff has stayed current and on target with all registration processing and Election preparation goals thus far
- e.) CNEC has stayed current with Tribal Registration deceased citizen listings

IV. Future Plans and Initiatives

- a.) The office staff and director are making and will continue to make preparations for the upcoming election cycle
- b.) Hart Intercivic will continue to provide on-site support services throughout the election cycle



CHEROKEE NATION TRIBAL COUNCIL RULES COMMITTEE REPORT

Group: Tax Commission

Month/Year of Report: March, 2015

Group Leader: Sharon Swepston

Phone:

E-mail: Sharon-sweepston@cherokee.org

I. Budget Highlights

- a.) Please refer to the monthly financial report from Finance.

II. Program Highlights

a.) Motor Vehicle

1. Year to Date Motor Vehicle revenue for FY15 compared to FY14 as of January 31st 2015 & January 31st 2014, had an overall increase of 27.12%.
2. The month to month revenue comparison for January 2014 (FY14) compared to January 2015 (FY15) shows an increase of 22.85%.
3. The detail for all areas of revenue for motor vehicle is shown on the attached graphs.
4. For FY15 new tags issues in the Extended Jurisdictional Boundary for October 1,326 November 1,055, December 1,505, January 1,367, February 1,523.

b.) Revenue and Taxation Division

1. Year to Date Revenue and Taxation (Tobacco) for FY15 compared to FY14 as of January 31st 2015 & January 31st 2014, had an overall decrease of 26.26%.
5. A month to month revenue comparison January 2014 (FY14) compared to January 2015 (FY15) shows a decrease of 15.70%.
3. The detail for all areas of tax is shown on the attached graphs.

c.) Future Plans/New Initiatives

1. The next Tax Commission meeting is scheduled for March 11, 2015 at 4:30 pm in the CNTC Conference room.
2. The Veterans Sales Tax Exemption Cards have been mailed out to all qualified applicants. As of March 9, 2015 we have mailed out 134 Veteran Sales Tax Exemption Cards. CNE has implemented their upgraded system to process the new sales tax exemptions for Cherokee veterans.
3. We have received our report for January 2015 purchases and payment from the State of Oklahoma and rebates are scheduled to be distributed to the retailers by or before March 15, 2015.

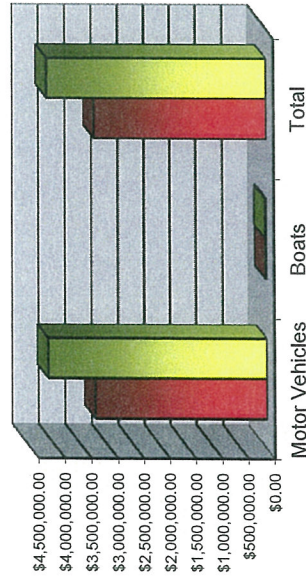


CHEROKEE NATION TAX COMMISSION

JANUARY, 2015

	Motor Vehicles	Boats	Total	Cigarette Tax	Tobacco Tax	Retail Sales	Alcohol Tax	Total
FY14	\$3,278,436.42	\$18,837.11	\$3,297,273.53	\$191,686.42	\$28,858.80	\$246,201.55	\$19,478.43	\$486,225.20
FY15	\$4,164,571.49	\$27,031.31	\$4,191,602.80	\$92,471.20	\$26,727.94	\$268,687.50	\$22,015.65	\$409,902.29
% of Change	27.03%	43.50%	27.12%	-51.76%	-7.38%	9.13%	13.03%	-15.70%

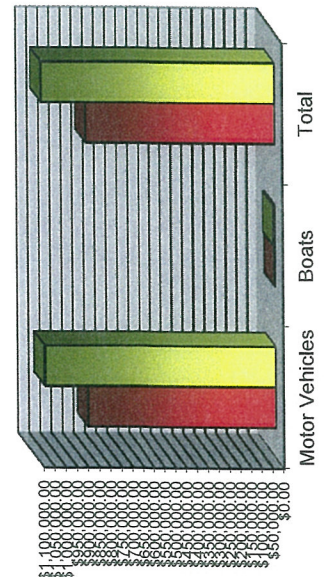
MV Gross Revenue Comparison - Year to Date



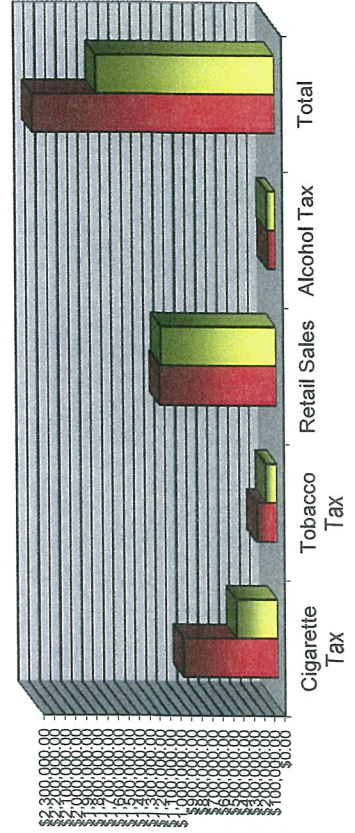
R & T Gross Revenue Comparison Year to Date



MV Gross Revenue Comparison - Month to Month



R & T Gross Revenue Comparison Month to Month



	Motor Vehicles	Boats	Total
FY14	\$865,663.18	\$3,277.82	\$868,941.00
FY15	\$1,058,298.49	\$9,211.45	\$1,067,509.94
% of Change	22.25%	181.02%	22.85%

	Cigarette Tax	Tobacco Tax	Retail Sales	Alcohol Tax	Total
FY14	\$904,149.71	\$200,181.59	\$1,116,140.35	\$77,064.86	\$2,297,536.51
FY15	\$399,386.16	\$110,447.14	\$1,099,010.36	\$85,283.77	\$1,694,127.43
% of Change	-55.83%	-44.83%	-1.53%	10.66%	-26.26%

I. Budget Highlights – please refer to Monthly Financial Report

Description of Budget exceptions: No budget exceptions to report. Two of three Self Governance Analyst positions are vacant.

II. Program Highlights

1. Contract Support Costs – Department of Interior

The Department of Interior, in consultation with attorneys at the Department of Justice, recently informed the Nation that they have continued an administrative stay for the Nation's claims for underpayment of contract support costs. The federal government and tribal attorneys are currently attempting to negotiate a universal settlement for underpayment of CSC as part of class action litigation. The administrative stay preserves any right the Nation may have to pursue its CSC claims as well as the burdens associated with pursuing such claims. DOI's correspondence noted that they plan on providing another update regarding the Nation's administrative stay in late June.

2. FY 2016 President's Budget Request:

In early February, President Obama released his FY 2016 Budget Proposal. The President requested \$5.1 billion in budget authority for the Indian Health Service, a \$460.6 million increase over FY 2015 enacted levels. The President requested \$2.9 billion in budget authority for the Bureau of Indian Affairs, which is approximately a \$290 million dollar increase over FY 2015 enacted levels.

A highlight of the President's budget request is a proposal to shift contract support costs appropriations from discretionary to the mandatory appropriations beginning in FY 2017. The goal of the proposed shift is to prevent increased CSC need in future years from cannibalizing funding for IHS and BIA services and programs. IHS and BIA plan on engaging in wide ranging consultation with tribes and tribal organizations on the proposal to shift CSC from discretionary to mandatory appropriations in the near future.

3. Self-Governance Advisory Committee Annual Strategy Session:

On January 27th, Self-Governance Staff participated in the Self-Governance Advisory Committee Annual Strategy Session meeting. Representatives from Self-Governance tribes gather on an annual basis to reach consensus on their legislative, budgetary, and policy goals for the coming year. The goals are broad in nature and are intended to benefit every tribe. After the meeting, the Self-Governance Advisory Committee (DOI) and Tribal Self-Governance Advisory Committee (IHS) work to formalize the results of the meeting in a "strategic plan," which is a document that highlights the top priorities of Self-Governance tribes.



4. Bureau of Indian Affairs Roads Inventory:

The Self-Governance Office, Roads Department, and Attorney General's Office are continuing to review the status of the Nation's 2012 Indian Reservation Roads (IRR) Inventory update. The BIA did not include 2.0 miles of roads located on the Sequoyah High School campus to the Nation's IRR inventory as requested by the Nation in 2012. After several months of delay by the BIA, discussions regarding the SHS roads resumed in December. The BIA is currently reviewing the status of land ownership at SHS. On January

19th, Self-Governance, Roads, and AGs office staff conducted an internal follow up call to discuss next steps. The Nation and BIA are currently working to schedule another call to further discuss the status of the SHS roads.

- 5. Self-Governance Advisory Committee & Tribal Self-Governance Advisory Committee:** Self-Governance Staff participated in the Self-Governance Advisory Committee (SGAC) quarterly meeting on January 28th. Vickie Hanvey is a representative for the Eastern Oklahoma BIA region on the SGAC. The purpose of SGAC is to advise the DOI Assistant-Secretary for Indian Affairs on issues that self-governance tribes are currently facing. Topics discussed at the meeting included budget parity for self-governance tribes, contract support costs, law enforcement funding, and many other topics.

Self-Governance Staff also participated in the Tribal Self-Governance Advisory Committee (TSGAC) quarterly meeting on January 29th. The purpose of TSGAC is to advise the IHS Director on issues that self-governance tribes are currently facing. Topics discussed at the meeting included contract support costs, expansion of Medicaid, Medicare Like Rates, and many other topics.



6. Self-Governance Training:

At the request of Sharee Freeman, Director of the Department of the Interior Office of Self Governance, Vickie Hanvey served as a trainer at a Self-Governance training on February 4th. Vickie participated in two presentations at the training. First, Vickie provided a lecture on “Self-Governance 101,” which was targeted at tribes that are either new to self-governance or considering entering into self-governance for the first time. Vickie also participated in a training session that focused on providing an overview of the DOI Budget and Finance process.

7. Indian Health Service Contract Support Cost Workgroup:

On January 29th and 30th, Vickie Hanvey participated in the Indian Health Service Contract Support Workgroup. Vickie is a technical advisor to the IHS Oklahoma City Area CSC Workgroup representatives.

8. Bureau of Indian Affairs Eastern Oklahoma Budget Formulation:

On February 4th, the BIA Eastern Oklahoma Budget Formulation meeting was held in Muskogee. The representatives for EORO selected by the tribes are Chris Redman, Chickasaw; Greg Pitcher, Shawnee; and the alternate representative Vickie Hanvey, Cherokee.

Vickie Hanvey provided an update on the progress of the Department of the Interior Contract Support Cost Workgroup at the Vickie serves as the Eastern Oklahoma regional representative on the DOI CSC workgroup that provided a series of recommendations to the Department on how it can best work to ensure long-term full funding of contract support costs.


NEGOTIATIONS:

- **DOI, OST Negotiations:**

Self-Governance staff is currently engaged in renegotiation discussions with the DOI Office of Special Trustee to renegotiate our Real Estate Appraisal Services and Beneficiary Processes Program Memorandums of Understanding. Self-Governance is coordinating with program staff throughout the renegotiations which are on-going.

Other SG Participation:

- TIBC EORO Alternate Representative
- National DOI Tribal Data Management pilot project
- National EPA Self-Governance Workgroup
- National Title VI workgroup to further SG within HHS
- National HHS ACF Tribal Advisory Council
- National Title IV workgroup with DOI SGAC
- National DOI CSC workgroup
- National DOI Funding Formula Matrix workgroup for SGAC
- National DOI Self-Governance 2.0 Workgroup
- Oklahoma SG Coalition representation of SG issues specific to Oklahoma



ᑭᑭᑭᑭ ᑤᑭᑭ ᑭᑭᑭᑭᑭᑭ ᑤᑭᑭᑭᑭ
CHEROKEE NATION GAMING COMMISSION
DIRECTOR'S REPORT
6 MARCH 2015

2015 COMPACT FEE PAYMENTS

	State	Fair Meadows	OHRC	Sub-Total	YTD
Jan	\$ 927,973.36	\$ 58,921.38	\$ 226,636.61	\$ 1,213,531.35	\$ 1,213,531.35
Feb	\$ -	\$ -	\$ -	\$ -	\$ 1,213,531.35
Mar	\$ -	\$ -	\$ -	\$ -	\$ 1,213,531.35
Apr	\$ -	\$ -	\$ -	\$ -	\$ 1,213,531.35
May	\$ -	\$ -	\$ -	\$ -	\$ 1,213,531.35
June*	\$ -	\$ -	\$ -	\$ -	\$ 1,213,531.35
July	\$ -	\$ -	\$ -	\$ -	\$ 1,213,531.35
Aug	\$ -	\$ -	\$ -	\$ -	\$ 1,213,531.35
Sept	\$ -	\$ -	\$ -	\$ -	\$ 1,213,531.35
Oct	\$ -	\$ -	\$ -	\$ -	\$ 1,213,531.35
Nov	\$ -	\$ -	\$ -	\$ -	\$ 1,213,531.35
Dec	\$ -	\$ -	\$ -	\$ -	\$ 1,213,531.35
YTD Adj.	\$ -	\$ -	\$ -	\$ -	\$ 1,213,531.35
	\$ 927,973.36	\$ 58,921.38	\$ 226,636.61	\$ 1,213,531.35	

NIGC Fee Payments	
March	\$ -
June	\$ -
September	\$ -
December	\$ -
TOTAL	\$ -

Total Compact & NIGC Fee Payments	\$ 1,213,531.35
--	------------------------

COMPACT FEE PAYMENT SUMMARY

	State	Fair Meadows	OHRC	Sub-Total	LTD
2005	\$ 2,948,594.00	\$ 500,040.00	\$ 1,478,858.36	\$ 4,927,492.36	\$ 4,927,492.36
2006	\$ 7,629,889.06	\$ 1,788,222.63	\$ 7,238,117.75	\$ 16,656,229.44	\$ 21,583,721.80
2007	\$ 11,472,065.73	\$ 962,047.93	\$ 4,573,604.66	\$ 17,007,718.32	\$ 38,591,440.12
2008	\$ 11,656,274.15	\$ 765,407.17	\$ 3,457,394.08	\$ 15,879,075.40	\$ 54,470,515.52
2009	\$ 12,258,076.70	\$ 749,466.52	\$ 2,393,709.96	\$ 15,401,253.18	\$ 69,871,768.70
2010	\$ 12,530,548.89	\$ 654,902.38	\$ 2,245,073.51	\$ 15,430,524.78	\$ 85,302,293.48
2011	\$ 12,842,971.99	\$ 624,666.63	\$ 2,263,371.18	\$ 15,731,009.80	\$ 101,033,303.28
2012	\$ 13,191,133.21	\$ 635,500.83	\$ 2,429,283.07	\$ 16,255,917.11	\$ 117,289,220.39
2013	\$ 13,775,089.66	\$ 671,503.73	\$ 2,454,446.83	\$ 16,901,040.22	\$ 134,190,260.61
2014	\$ 13,491,207.55	\$ 694,488.92	\$ 2,468,666.10	\$ 16,654,362.57	\$ 150,844,623.18
2015	\$ 927,973.36	\$ 58,921.38	\$ 226,636.61	\$ 1,213,531.35	\$ 152,058,154.53
	\$ 111,795,850.94	\$ 8,046,246.74	\$ 31,002,525.50	\$ 152,058,154.53	

LICENSING SUMMARY

Location	Key Employee	PMO	Operational	Total
Roland	158	92	47	297
Ramona	89	46	32	167
Catoosa	958	369	569	1,896
Catoosa - SS	4	2	-	6
WSS	398	167	218	783
Tahlequah	132	67	53	252
Sallisaw	69	38	29	136
Ft. Gibson	96	34	34	164
WRD	74	31	26	131
Corporate	95	119	2	216
SCC	63	24	24	111
CNGC	-	53	-	53
Toby Keith	-	-	80	80
CN Day Worker	-	-	44	44
TOTALS	2,136	1,042	1,158	4,336

VENDOR LICENSES

Entity	Class A	Class B	Class C	Exempt	Total
Companies	108	96	3	44	251
Individuals	732	357	2	-	1,091

GAMING MACHINES

Vendor	Catoosa	Cat SS	Ft. Gibson	Roland	Sallisaw	WSS	Ramona	Tahl.	SCV	WRD	Totals
CLASS II											
AGS	-	-	-	-	-	-	-	20	-	-	20
Bally	-	-	-	-	-	-	-	-	8	-	8
Eclipse	22	-	-	-	-	-	-	21	-	-	43
GTAG/WMS	35	-	-	10	-	70	-	16	-	-	131
VGT	875	52	224	274	100	561	230	138	100	-	2,554
Sub-Total	932	52	224	284	100	631	230	195	108	-	2,756
COMPACT											
AGS	37	-	4	-	-	-	6	-	18	-	65
Ainsworth	15	-	6	6	-	12	8	8	-	-	55
Aristocrat	84	10	8	19	6	62	4	4	16	-	213
Aruze	32	-	12	4	-	10	14	-	6	-	78
Bally	329	6	60	83	26	186	67	33	27	46	863
IGT	493	5	77	134	72	329	48	102	28	74	1,362
Konami	77	-	24	26	12	80	36	23	30	-	308
Multimedia	81	-	18	26	14	57	30	16	14	-	256
Nova	12	-	6	-	-	6	8	8	8	-	48
Speilo	19	-	5	-	-	12	8	8	6	-	58
VGT	-	-	-	-	-	-	-	-	-	102	102
WMS	214	9	50	36	35	113	28	15	39	28	567
Sub-Total	1,393	30	270	334	165	867	257	217	192	250	3,975
Grand Total	2,325	82	494	618	265	1,498	487	412	300	250	6,731
Class II	932	52	224	284	100	631	230	195	108	-	2,756
% of floor	40.09%	63.41%	45.34%	45.95%	37.74%	42.12%	47.23%	47.33%	36.00%	0.00%	40.94%
Compact	1,393	30	270	334	165	867	257	217	192	250	3,975
% of floor	59.91%	36.59%	54.66%	54.05%	62.26%	57.88%	52.77%	52.67%	64.00%	100.00%	59.06%
TOTAL	2,325	82	494	618	265	1,498	487	412	300	250	6,731

CARD / TABLE GAMES

Card & Table Games				
Game	Catoosa	Roland	WSS	Total
Poker	12	7	8	27
3-Card Poker	-	-	1	1
Prog. 3-Card Poker	2	1	-	3
Ult. Texas Hold'em	1	-	-	1
Progressive UTH	4	1	2	7
Blackjack	15	2	10	27
FreeBet Blackjack	4	-	-	4
21 + 3	3	2	3	8
Bonus Roulette	3	-	2	5
Casino War	1	-	-	1
House Money	-	-	2	2
Bonus Craps	1	-	-	1
TOTAL	46	13	28	87

HUMAN RESOURCES

February 2015

NASON MORTON, INTERIM EXECUTIVE DIRECTOR
Extension 5682

As of February 27, 2015, the total numbers of Employee is 3460. Of those employees, 2869 are Cherokee and 261 are members of another Federally recognized tribe.

EMPLOYMENT/COMPENSATION

Processed	Monthly	YTD
Number of Employees Hired	33	77
% of Cherokees Hired	94	78
% of Indians Hired	0	4
# of Applications Received	349	981
# of Interview Panels Sent	73	232

BENEFITS

Processed	Monthly	YTD
Educational Reimbursement Requests	0	7
401(k) Distributions	48	97
401(k) Loans	14	36
401(k) Hardship	1	3
FMLA	40	82
COBRA	28	91
Short Term Disability	7	19
Workers' Compensation	3	9

EMPLOYEE DEVELOPMENT

Orientations/Trainings Presented	Monthly	YTD
Trainings Presented	12	30