

Group: Marshal Service Month/Year of Report: April 2015
Group Leader: Shannon Buhl Phone: 207-3800 Email: shannon-buhl@cherokee.org

I. **Budget Highlights – please refer to Monthly Financial Report**

II. **Program Highlights for March:**

<u>District 1</u> <u>412 North</u> Information Report (3) Warrants (34) Other Agency Assists (45) Warnings (75) Citations (34) Alcohol/Drug Arrests (13) A&B/DV (3) Sexual Assault/Battery (0) Burglary/Theft/Larceny (4) Vandalism (1)	<u>District 2</u> <u>412 South</u> Information Report (14) Warrants (26) Other agency assists (116) Warnings (52) Citations (26) Alcohol/Drug Arrests (12) A&B/DV (1) Sexual Assault/Battery (1) Burglary/Theft/Larceny (4) DUS (1) Violation of PO (1) Arson (1)
---	---

III. **Special Operations**

Dive (0)
SWAT (2)
Task Force (22)

IV. **Accomplishments**

V. **Security**

Security Violations (44)
Vehicle Assists (20)
Incident Reports (1)

VI. **Federal Facilities**

Claremore (0)
Hastings (1) EDO
Three Rivers (0)

VII. **Community**

Franky Dreadfulwater
Dahlongegah, Bell, Sequoyah, Marble City: Drug Prevention
Bell, Cherokee Immersion: School Bullying
John Timothy-Bright Futures Program,

VIII. **NAHASDA PATROLS:**

District 1 0413
District 2 0223
Total 0636



CHEROKEE NATION ELECTION COMMISSION
P.O. BOX 1188
TAHLEQUAH, OKLAHOMA 74465-0948
PHONE: 918-458-5899
FAX: 918-458-6101

Rules Report
March 2015

I. Budget Highlights

- a.) None

II. Program Highlights

- a.) N/A

III. Accomplishments

- a.) CNEC is continuing to send press releases to newspapers within the 15 districts updating them on upcoming deadlines within the 2015 election cycle
- b.) Candidates filed for available Tribal Office Seats March 02, 2015-March 05, 2015
- c.) The Commission investigated the candidates that filed for Tribal Office during the filing period
- d.) The CNEC accepted challenges of Candidate Eligibility
- e.) A Hart representative was on site this month for election setup
- f.) CNEC is continuing to enhance our street guide database to accommodate in their district and precinct assignments
- g.) Office staff has stayed current and on target with all registration and absentee ballot request processing and Election preparation goals thus far
- h.) CNEC has stayed current with Tribal Registration deceased citizen listings

IV. Future Plans and Initiatives

- a.) The office staff and director are making and will continue to make preparations for the upcoming election cycle
- b.) Hart Intercivic will continue to provide on-site support services throughout the election cycle



CHEROKEE NATION TRIBAL COUNCIL RULES COMMITTEE REPORT

Group: Tax Commission

Month/Year of Report: April, 2015

Group Leader: Sharon Swepston

Phone:

E-mail: Sharon-sweepston@cherokee.org

I. Budget Highlights

- a.) Please refer to the monthly financial report from Finance.

II. Program Highlights

a.) Motor Vehicle

1. Year to Date Motor Vehicle revenue for FY15 compared to FY14 as of February 28th 2015 & February 28th 2014, had an overall increase of 25.59%.
2. The month to month revenue comparison for February 2014 (FY14) compared to February 2015 (FY15) shows an increase of 19.80%.
3. The detail for all areas of revenue for motor vehicle is shown on the attached graphs.
4. For FY15 new tags issues in the Extended Jurisdictional Boundary for October 1,326 November 1,055, December 1,505, January 1,367, February 1,523, March 1,770.

b.) Revenue and Taxation Division

1. Year to Date Revenue and Taxation (Tobacco) for FY15 compared to FY14 as of February 28th 2015 & February 28th 2014, had an overall decrease of 24.67%.
5. A month to month revenue comparison February 2014 (FY14) compared to February 2015 (FY15) shows a decrease of 17.14%.
3. The detail for all areas of tax is shown on the attached graphs.

c.) Future Plans/New Initiatives

1. The next Tax Commission meeting is scheduled for June 17, 2015 at 4:30 pm in the CNTC Conference room.
2. The Veterans Sales Tax Exemption Cards have been mailed out to all qualified applicants. As of April 7, 2015 we have mailed out 138 Veteran Sales Tax Exemption Cards. CNE has implemented their upgraded system to process the new sales tax exemptions for Cherokee veterans.
3. We have received our report for February 2015 purchases and payment from the State of Oklahoma and rebates are scheduled to be distributed to the retailers by or before April 15, 2015.

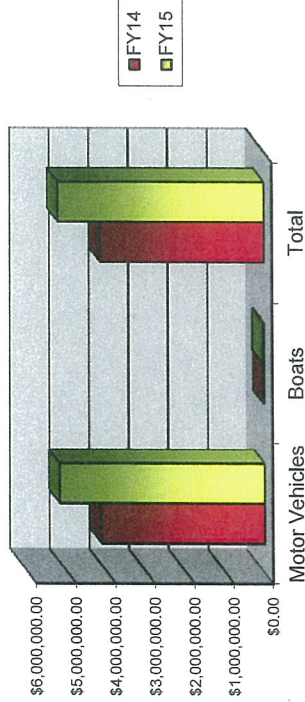


CHEROKEE NATION TAX COMMISSION

FEBRUARY 2015

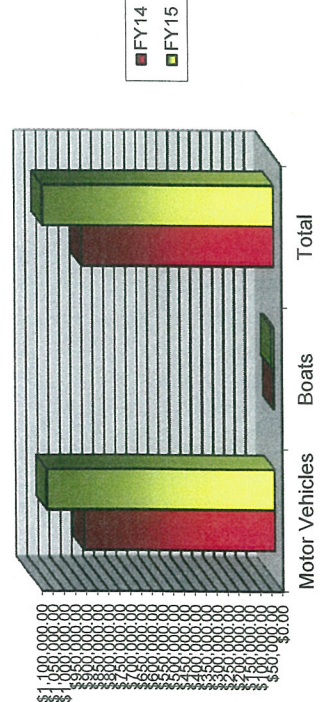
	Motor Vehicles	Boats	Total	Cigarette Tax	Tobacco Tax	Retail Sales	Alcohol Tax	Total
FY14	\$4,153,533.17	\$23,573.15	\$4,177,106.32	\$1,071,633.71	\$223,796.24	\$1,390,040.60	\$98,735.42	\$2,784,205.97
FY15	\$5,206,249.85	\$39,705.42	\$5,245,955.27	\$491,496.64	\$135,886.24	\$1,363,739.53	\$106,259.77	\$2,097,382.18
% of Change	25.35%	68.43%	25.59%	-54.14%	-39.28%	-1.89%	7.62%	-24.67%

MV Gross Revenue Comparison - Year to Date

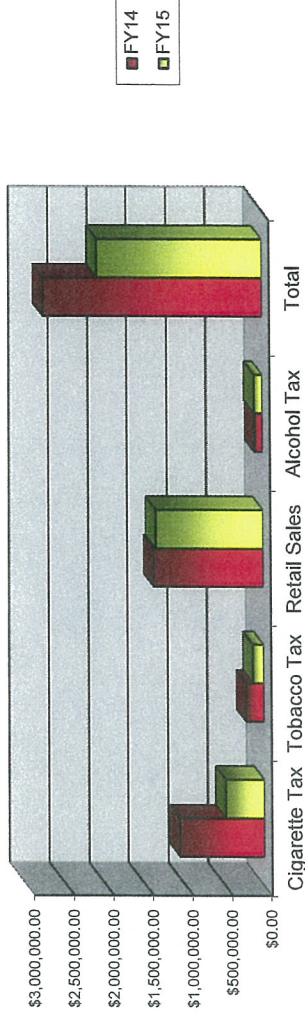


	Motor Vehicles	Boats	Total
FY14	\$875,405.92	\$4,736.04	\$880,141.96
FY15	\$1,041,678.36	\$12,768.31	\$1,054,446.67
% of Change	18.99%	169.60%	19.80%

MV Gross Revenue Comparison - Month to Month

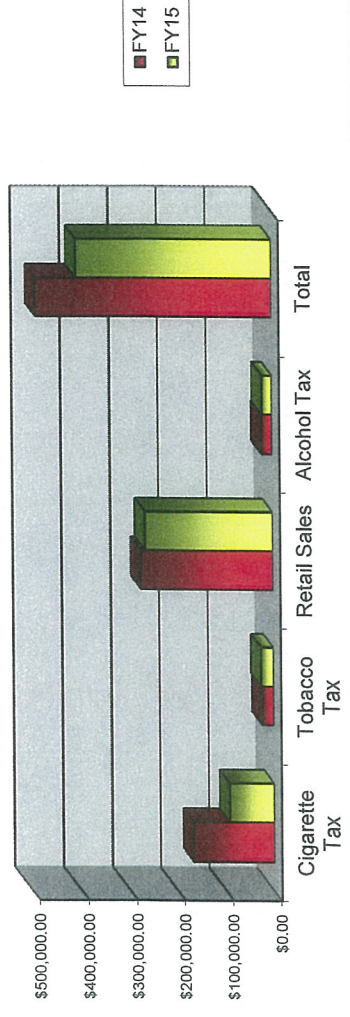


R & T Gross Revenue Comparison Year to Date



	Cigarette Tax	Tobacco Tax	Retail Sales	Alcohol Tax	Total
FY14	\$167,484.00	\$23,614.65	\$273,900.25	\$21,670.56	\$486,669.46
FY15	\$92,110.48	\$25,439.10	\$264,729.17	\$20,976.00	\$403,254.75
% of Change	-45.00%	7.73%	-3.35%	-3.21%	-17.14%

R & T Gross Revenue Comparison Month to Month



I. Budget Highlights – please refer to Monthly Financial Report

Description of Budget exceptions: No budget exceptions to report. Two of three Self Governance Analyst positions are vacant.

II. Program Highlights



1. Department of Interior Office of Special Trustee (OST) Trust Evaluation

Cherokee Nation received notice that OST would be performing an evaluation of trust programs for the period of 10/01/2012 to 05/04/2015 during the week of May 4th. The last trust evaluation was held in 2012. Self-Governance staff is working with various Cherokee Nation departments that operate trust programs to ensure that staff is prepared and the necessary data has been submitted to OST prior to the review. An internal meeting was held on April 14th to ensure proper coordination between all departments that will be subject to the review.

2. FY 2014 BIA Financial Assistance and Social Services Report (FASSR):

The Self-Governance Office coordinated with Cherokee Nation Human Services to complete and submit the 2014 BIA FASSR. All tribes are required to submit the FASSR on an annual basis. The report details federal and tribal funding spent on a variety of human services programs, primarily general assistance and burial assistance. The data submitted by tribes on the FASSR is the basis for BIA Welfare Assistance Funding Distribution in future years.

3. Indian Health Service Tribal Self-Governance Advisory Committee (TSGAC):

On March 24th and 25th, Self-Governance staff participated in the IHS TSGAC Quarterly Meeting. TSGAC is tasked with advising the IHS Director, along with other high level officials, on behalf of all Self-Governance tribes. Several topics were discussed at the meeting, including: President Obama's proposal to shift CSC from discretionary to mandatory funding in FY 2017, reauthorization of the Special Diabetes Program for Indians, the HHS Office of Inspector General's Alert on use of ISDEAA Funds, Title VI expansion of Self-Governance within HHS, and FY17 IHS budget formulation.

4. Department of the Interior Self-Governance Advisory Committee (SGAC):

On March 25th and 26th, Self-Governance staff participated in the DOI SGAC Quarterly Meeting. SGAC is tasked with advising the DOI Assistant Secretary for Indian Affairs, along with other

high level officials, on behalf of all Self-Governance tribes. Vickie Hanvey currently serves as one of two Eastern Oklahoma Region representatives to SGAC. Several topics were discussed at the meeting, including: transparency in Bureau of Indian Affairs funding methodologies, President Obama's proposal to shift CSC from discretionary to mandatory funding in FY 2017, finding additional funding for Indian Country in non-DOI and non-HHS budgets, and amendments to Title IV of the Indian Self-Determination and Education Assistance Act.

5. Bureau of Indian Affairs Roads Inventory:

The Self-Governance Office, Roads Department, and Attorney General's Office are continuing to review the status of the Nation's 2012 Indian Reservation Roads (IRR) Inventory update. The BIA did not include 2.0 miles of roads located on the Sequoyah High School campus to the Nation's IRR inventory as requested by the Nation in 2012. After several months of delay by the BIA, discussions regarding the SHS roads resumed in December. The BIA is currently reviewing the status of land ownership at SHS. On January 19th, Self-Governance, Roads, and AGs office staff conducted an internal follow up call to discuss next steps. The Nation and the Solicitors Office are currently working to schedule another call to further discuss the status of the SHS roads.

6. Expansion of Self-Governance within the Environmental Protection Agency (EPA):

The Self-Governance Office is participating in a workgroup to advance Self-Governance concepts within the U.S. EPA. Staff from the Cherokee Nation Environmental Protection Commission is also participating in the group. The workgroup is still in its infancy, but is currently working on developing a "Discussion Paper" that would outline many of the tenets that tribes would like to see within a Self-Governance or Self-Governance like program within EPA. Further discussion on this subject will occur at the Annual Self-Governance Consultation Conference that will take place from April 26-30th.

7. Inter-Tribal Council of the Five Civilized Tribes:

Self-Governance staff participated in several meetings at the Inter-Tribal Council Meeting on April 9th-10th. Members of the Self-Governance office attended the Governance, Health, and Arkansas Riverbed Authority committee meetings. The Health committee passed Resolution No. 15-16 in support of the President's proposal that Congress establish a mandatory appropriation for contract support costs in both the BIA and IHS.

8. Contract Support Costs Proposal in the FY 2016 President's Budget:

President Obama's FY 2016 budget request to Congress includes a proposal to shift contract support costs to a three-year mandatory appropriation beginning in FY 2017. BIA and IHS are conducting an expedited consultation process to receive input from tribes. The proposal includes:

- Mandatory appropriation, with a specified amount for each year
- X year (or no year) funding which can be carried over in future years
- 2% of CSC totals can be used for administrative and program management
- New CSC estimates will be provided on a three year cycle as part of the reauthorization process. After three years, the mandatory funding for CSC would have to be reauthorized

NEGOTIATIONS:

- **Department of Veterans Affairs**

In 2014, Cherokee Nation and the Department of Veterans Affairs entered into a reimbursement agreement that allows for Cherokee Nation to be reimbursed by the VA for eligible veterans seen at Cherokee health facilities. Self Governance staff are

currently updating the agreement to incorporate updated provisions to eliminate a \$15 administrative billing fee charged to tribes in order to process claims and updated provisions for long term prescriptions. The agreement is at a term of one year from the effective date with the option to extend for additional years in one year increments not to exceed five years

- **DOI, OST Negotiations:**

Self-Governance staff plan to reengage in renegotiation discussions with the DOI Office of Special Trustee to renegotiate our Real Estate Appraisal Services and Beneficiary Processes Program Memorandums of Understanding. Self-Governance is coordinating with program staff throughout the renegotiations which will resume in the near future.

Other SG Participation:

- TIBC EORO Alternate Representative
- National DOI Tribal Data Management pilot project
- National EPA Self-Governance Workgroup
- National Title VI workgroup to further SG within HHS
- National HHS ACF Tribal Advisory Council
- National Title IV workgroup with DOI SGAC
- National DOI CSC workgroup
- National DOI Funding Formula Matrix workgroup for SGAC
- National DOI Self-Governance 2.0 Workgroup
- Oklahoma SG Coalition representation of SG issues specific to Oklahoma



Ⴊႃႃႃ Ⴊႃႃ Ⴊႃႃႃႃႃ Ⴊႃႃႃႃ
 Cherokee Nation Gaming Commission
 Director's Report
 8 APRIL 2015

2015 COMPACT FEE PAYMENTS

	State	Fair Meadows	OHRC	Sub-Total	YTD
Jan	\$ 927,973.36	\$ 58,921.38	\$ 226,636.61	\$ 1,213,531.35	\$ 1,213,531.35
Feb	\$ 1,225,538.09	\$ 58,804.70	\$ 218,864.67	\$ 1,503,207.46	\$ 2,716,738.81
Mar	\$ -	\$ -	\$ -	\$ -	\$ 2,716,738.81
Apr	\$ -	\$ -	\$ -	\$ -	\$ 2,716,738.81
May	\$ -	\$ -	\$ -	\$ -	\$ 2,716,738.81
June*	\$ -	\$ -	\$ -	\$ -	\$ 2,716,738.81
July	\$ -	\$ -	\$ -	\$ -	\$ 2,716,738.81
Aug	\$ -	\$ -	\$ -	\$ -	\$ 2,716,738.81
Sept	\$ -	\$ -	\$ -	\$ -	\$ 2,716,738.81
Oct	\$ -	\$ -	\$ -	\$ -	\$ 2,716,738.81
Nov	\$ -	\$ -	\$ -	\$ -	\$ 2,716,738.81
Dec	\$ -	\$ -	\$ -	\$ -	\$ 2,716,738.81
YTD Adj.	\$ -	\$ -	\$ -	\$ -	\$ 2,716,738.81
	\$ 2,153,511.45	\$ 117,726.08	\$ 445,501.28	\$ 2,716,738.81	

NIGC Fee Payments	
March	\$ 75,766.02
June	\$ -
September	\$ -
December	\$ -
TOTAL	\$ 75,766.02

Total Compact & NIGC Fee Payments	\$ 2,792,504.83
--	------------------------

COMPACT FEE PAYMENT SUMMARY

	State	Fair Meadows	OHRC	Sub-Total	LTD
2005	\$ 2,948,594.00	\$ 500,040.00	\$ 1,478,858.36	\$ 4,927,492.36	\$ 4,927,492.36
2006	\$ 7,629,889.06	\$ 1,788,222.63	\$ 7,238,117.75	\$ 16,656,229.44	\$ 21,583,721.80
2007	\$ 11,472,065.73	\$ 962,047.93	\$ 4,573,604.66	\$ 17,007,718.32	\$ 38,591,440.12
2008	\$ 11,656,274.15	\$ 765,407.17	\$ 3,457,394.08	\$ 15,879,075.40	\$ 54,470,515.52
2009	\$ 12,258,076.70	\$ 749,466.52	\$ 2,393,709.96	\$ 15,401,253.18	\$ 69,871,768.70
2010	\$ 12,530,548.89	\$ 654,902.38	\$ 2,245,073.51	\$ 15,430,524.78	\$ 85,302,293.48
2011	\$ 12,842,971.99	\$ 624,666.63	\$ 2,263,371.18	\$ 15,731,009.80	\$ 101,033,303.28
2012	\$ 13,191,133.21	\$ 635,500.83	\$ 2,429,283.07	\$ 16,255,917.11	\$ 117,289,220.39
2013	\$ 13,775,089.66	\$ 671,503.73	\$ 2,454,446.83	\$ 16,901,040.22	\$ 134,190,260.61
2014	\$ 13,491,207.55	\$ 694,488.92	\$ 2,468,666.10	\$ 16,654,362.57	\$ 150,844,623.18
2015	\$ 2,153,511.45	\$ 117,726.08	\$ 445,501.28	\$ 2,716,738.81	\$ 153,561,361.99
	\$ 111,795,850.94	\$ 8,046,246.74	\$ 31,002,525.50	\$ 153,561,361.99	

LICENSING SUMMARY

Location	Key Employee	PMO	Operational	Total
Roland	160	93	63	316
Ramona	95	47	35	177
Catoosa	958	372	525	1,855
Catoosa - SS	4	1	-	5
WSS	389	168	216	773
Tahlequah	131	68	54	253
Sallisaw	70	38	32	140
Ft. Gibson	94	33	33	160
WRD	75	31	26	132
Corporate	96	121	2	219
SCC	66	25	23	114
CNGC	-	54	-	54
Toby Keith	-		89	89
CN Day Worker	-	-	49	49
TOTALS	2,138	1,051	1,147	4,336

VENDOR LICENSES

Entity	Class A	Class B	Class C	Exempt	Total
Companies	109	97	3	43	252
Individuals	735	366	6	-	1,107

GAMING MACHINES

Vendor	Catoosa	Cat SS	Ft. Gibson	Roland	Sallisaw	WSS	Ramona	Tahl.	SCV	WRD	Totals
CLASS II											
AGS	-	-	-	-	-	-	-	20	-	-	20
Bally	-	-	-	-	-	-	-	-	8	-	8
Eclipse	22	-	-	-	-	-	-	21	-	-	43
GTAG/WMS	35	-	-	10	-	70	-	16	-	-	131
VGT	877	52	224	274	100	561	230	138	100	-	2,556
Sub-Total	934	52	224	284	100	631	230	195	108	-	2,758
COMPACT											
AGS	37	-	4	-	-	-	10	-	18	-	69
Ainsworth	19	-	6	6	-	12	8	8	-	-	59
Aristocrat	84	10	8	14	6	62	4	4	16	-	208
Aruze	32	-	12	4	-	15	14	-	6	-	83
Bally	329	6	60	80	26	186	67	33	27	46	860
IGT	501	5	77	134	72	329	44	102	28	74	1,366
Konami	77	-	24	26	12	80	38	23	30	-	310
Multimedia	73	-	18	26	14	51	30	16	14	-	242
Nova	12	-	6	-	-	6	8	8	8	-	48
Speilo	19	-	5	6	-	12	8	8	6	-	64
VGT	-	-	-	-	-	-	-	-	-	102	102
WMS	210	9	50	36	35	113	28	15	39	28	563
Sub-Total	1,393	30	270	332	165	866	259	217	192	250	3,974
Grand Total	2,327	82	494	616	265	1,497	489	412	300	250	6,732
Class II	934	52	224	284	100	631	230	195	108	-	2,758
% of floor	40.14%	63.41%	45.34%	46.10%	37.74%	42.15%	47.03%	47.33%	36.00%	0.00%	40.97%
Compact	1,393	30	270	332	165	866	259	217	192	250	3,974
% of floor	59.86%	36.59%	54.66%	53.90%	62.26%	57.85%	52.97%	52.67%	64.00%	100.00%	59.03%
TOTAL	2,327	82	494	616	265	1,497	489	412	300	250	6,732

CARD / TABLE GAMES

Card & Table Games				
Game	Catoosa	Roland	WSS	Total
Poker	12	7	8	27
3-Card Poker	-	-	1	1
Prog. 3-Card Poker	2	1	-	3
Ult. Texas Hold'em	1	-	-	1
Progressive UTH	4	1	2	7
Blackjack	15	2	10	27
FreeBet Blackjack	4	-	-	4
21 + 3	3	2	3	8
Bonus Roulette	3	-	2	5
Casino War	1	-	-	1
House Money	-	-	2	2
Bonus Craps	1	-	-	1
TOTAL	46	13	28	87

HUMAN RESOURCES

March 2015

NASON MORTON, INTERIM EXECUTIVE DIRECTOR
Extension 5682

As of March 31, 2015, the total numbers of Employee is 3483. Of those employees, 2891 are Cherokee and 263 are members of another Federally recognized tribe.

EMPLOYMENT/COMPENSATION

Processed	Monthly	YTD
Number of Employees Hired	54	131
% of Cherokees Hired	89	82
% of Indians Hired	6	5
# of Applications Received	428	1409
# of Interview Panels Sent	44	276

BENEFITS

Processed	Monthly	YTD
Educational Reimbursement Requests	0	7
401(k) Distributions	44	141
401(k) Loans	22	58
401(k) Hardship	2	5
FMLA	44	126
COBRA	30	121
Short Term Disability	13	32
Workers' Compensation	1	10

EMPLOYEE DEVELOPMENT

Orientations/Trainings Presented	Monthly	YTD
Trainings Presented	12	42