

GWYD DŴF

CHEROKEE NATION®

YOUTH SERVICES & SPECIAL PROJECTS

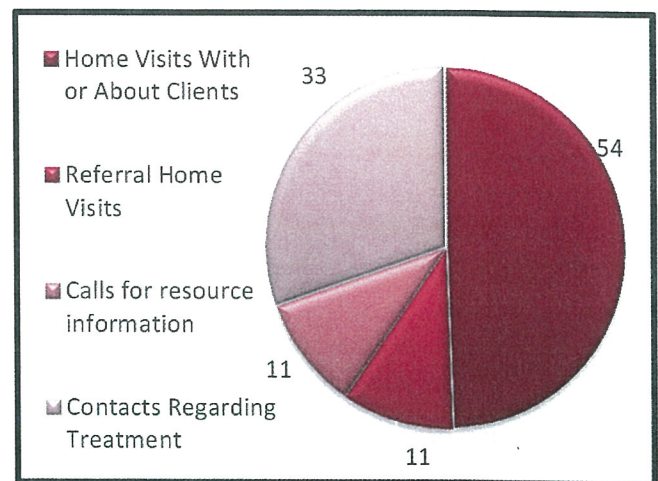
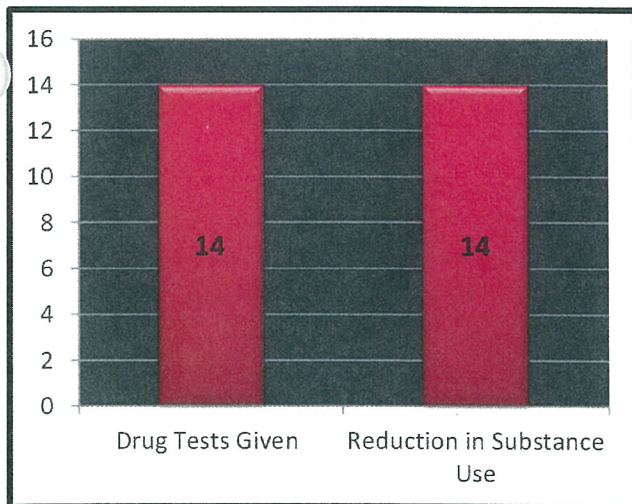
Director - Jennifer Kirby

Number of Employees	30
Number of Vacancies	5
Number of Volunteers	0

Programs
Healing to Wellness
Bright Futures - (Truancy Prevention Program)
John A. Ketcher Youth Services Center
Cherokee PARENTS
Veteran's Center

Healing to Wellness :

Youth Participating	14
---------------------	----



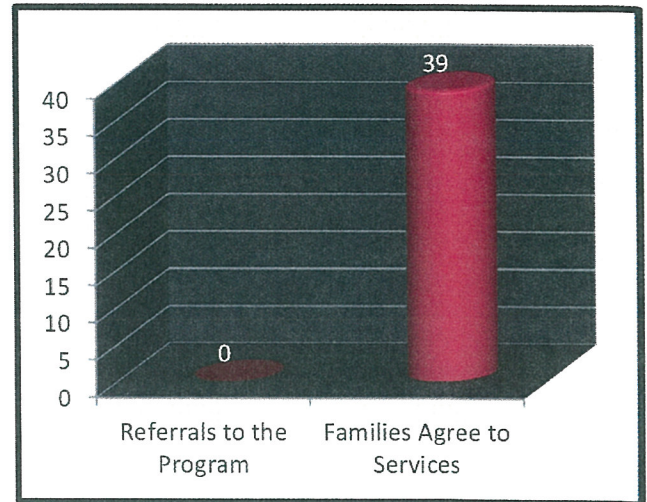
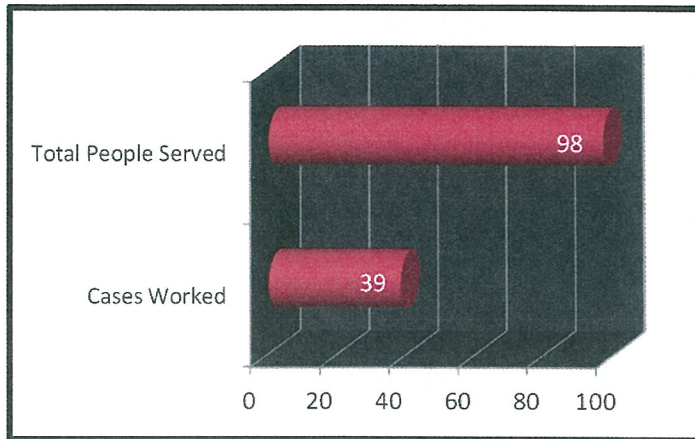
Healing to Wellness Court:



GWYD DBF
CHEROKEE NATION®

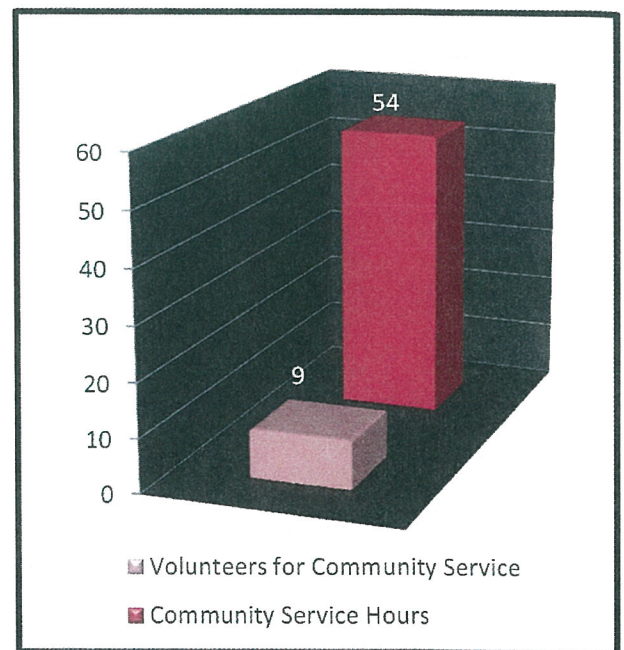
YOUTH SERVICES & SPECIAL PROJECTS

Bright Futures :



John A. Ketcher Youth Services Center :

Young people served	21
Admissions	8

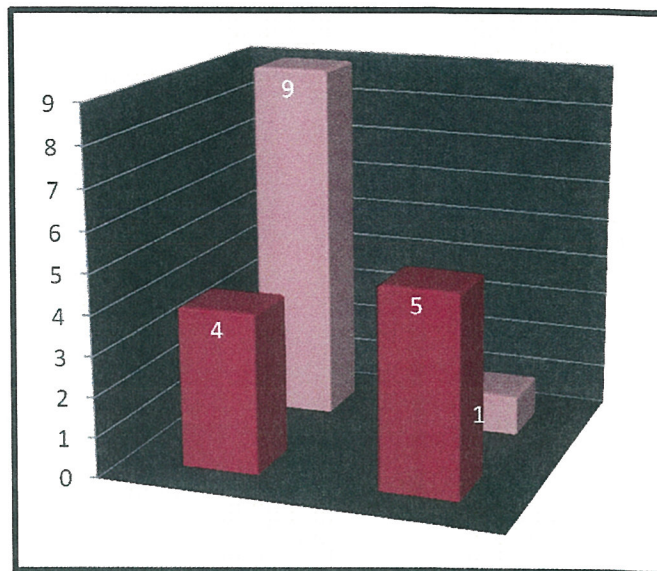


GWYN DBF CHEROKEE NATION®

YOUTH SERVICES & SPECIAL PROJECTS

Participants-Juvenile First Time Offender Prog.	9
Completions- Juvenile First Time Offender Prog.	5

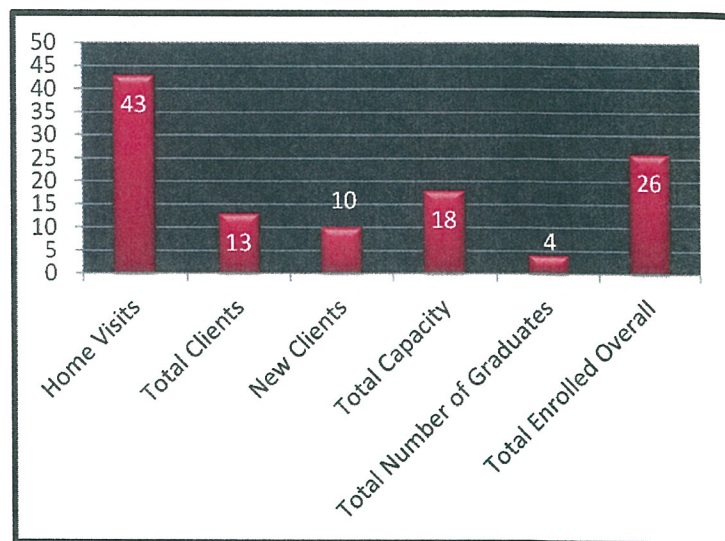
Referrals-Juvenile First Time Offender Prog.	1
Admissions-Juvenile First Time Offender Prog.	4



Cherokee PARENTS :

Total Clients	13
---------------	----

We had 4 graduates of the parenting program this month!! These are the first ones to complete the program. The staff also participated in the Child Abuse Prevention Day at the capitol on April 14th.



Veteran's Center :

Calls for information	268
In Person Visits	376
Transportation	9
other services- home visits	0

Veteran's: May 21st, the DAV Mobile Unit was here to help Veteran's with their issues for files that needed to be claimed and we assisted 14 Veteran's. May 22nd, Cherokee Nation's Memorial Day Flag Ceremony with refreshments and we gave tours after this ceremony with an attendance of over 100 people.



GWYN DBF CHEROKEE NATION®

CHILD CARE & CHILD DEVELOPMENT

Director - Tricia Peoples

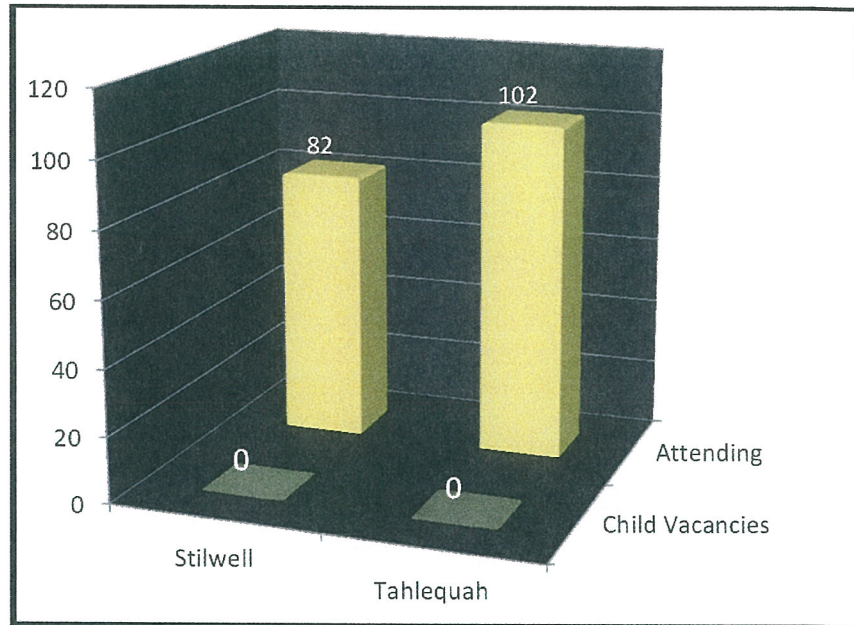
Number of Employees	99
Number of Vacancies	11
Number of Volunteers	0

Programs
Child Care Development Centers
Subsidy
Resource & Referral
Licensing & Monitoring

Child Care Development Centers :


Stilwell: Has no vacancies at this time. The school age summer program started on May 26th and two temporary full time staff were hired. The National Organization of Child Care filmed a training video on "Standards in Licensing" the Child Development Center. The Co will debut a the National Child Care Conference.

Tahlequah: Has no vacancies at this time. The school age summer program started May 7th and is full. Subsidy is updating all policies and teh new software has been fully implemented at this time. Licensing also uses the new software system and participated in the filming of the video.



Subsidy :

Children Receiving	1,342
Amount Distributed	\$ 347,386.18

	Average Distribution Per Child	\$ 258.86
---	-----------------------------------	-----------

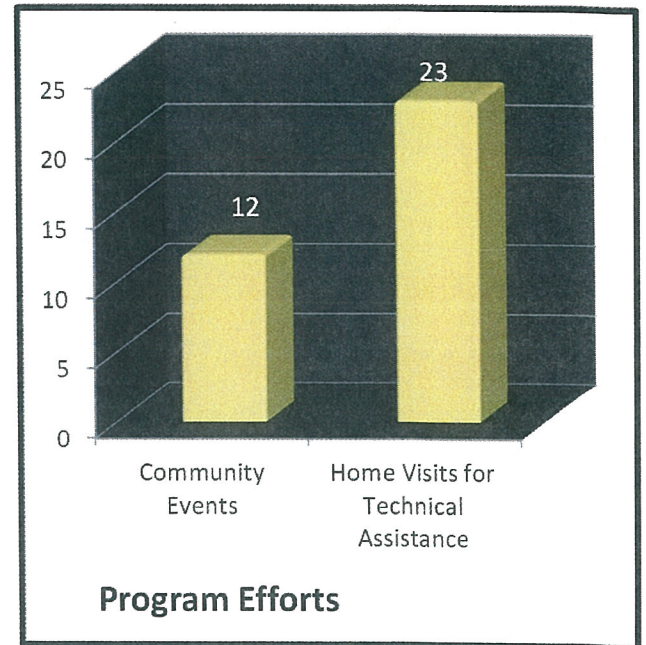



CHILD CARE & CHILD DEVELOPMENT


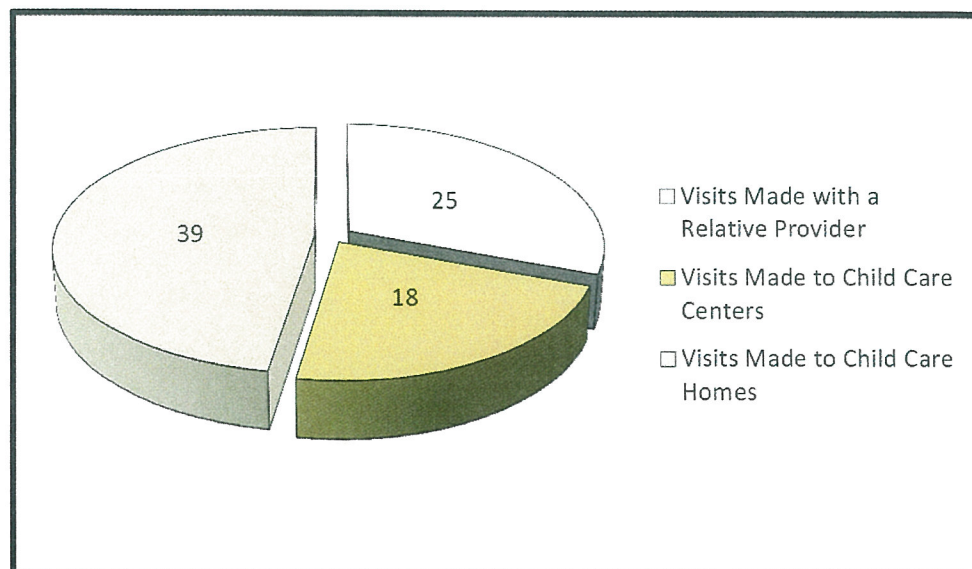
Resource & Referral :

Trainings for the Month

9



Licensing & Monitoring :



GWYB DBF
CHEROKEE NATION®

OFFICE OF CHILD SUPPORT

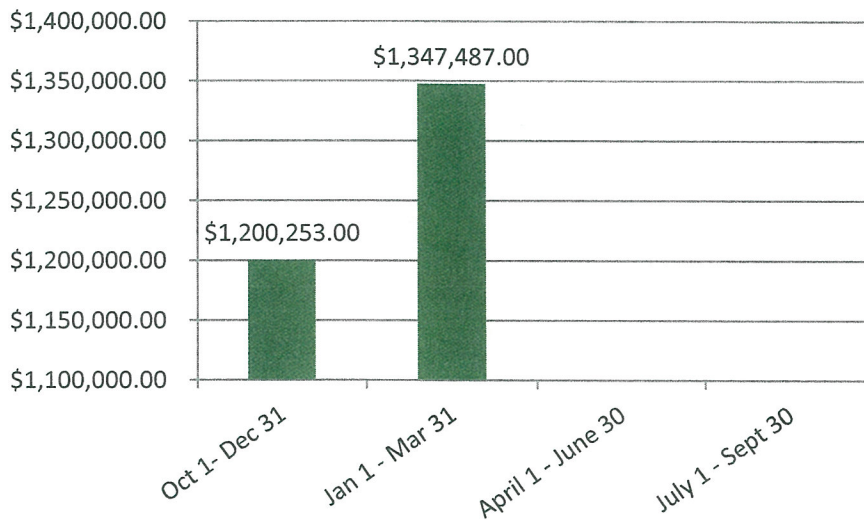
Number of Employees	27
Number of Vacancies	2
Number of Volunteers	1

Director - Kara Whitworth

Collections for the month of May	\$ 230,585.00
----------------------------------	---------------

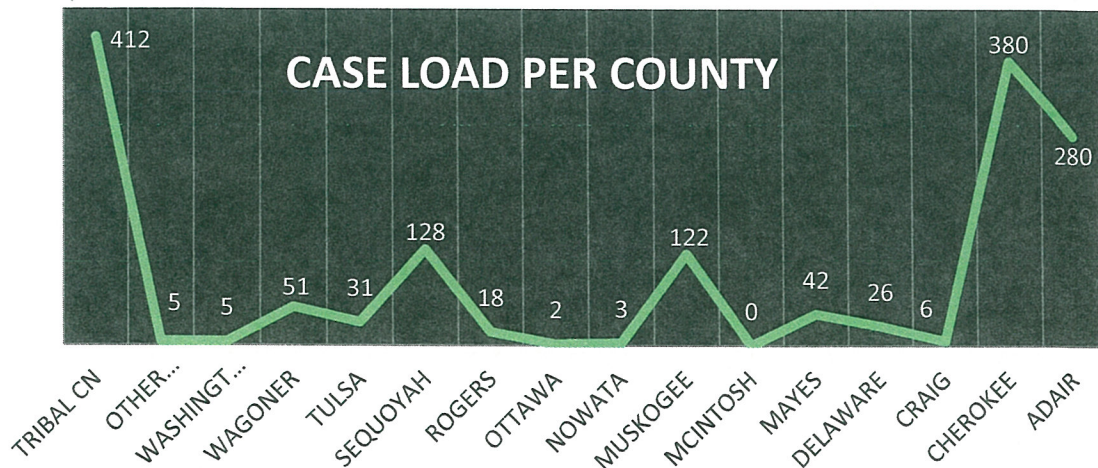
Total Client Contacts	1365
Total Court Hearings	34
Total Active Efforts Case	232
Total Case Assessments for Service	15
Total Applications Distributed	22

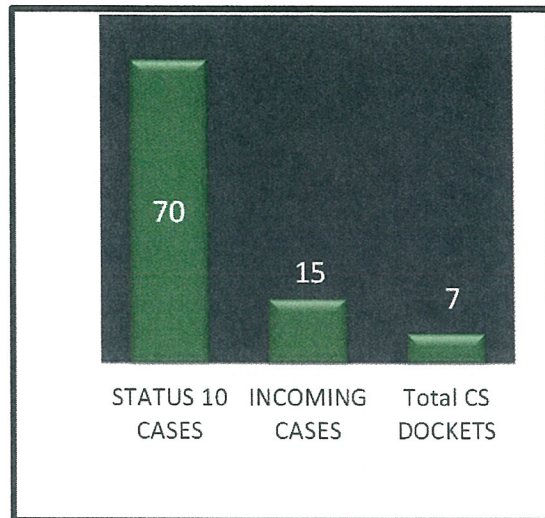
Total Quarterly Collections



*Includes payment center collections, tax intercepts, and other special collections

CASE LOAD PER COUNTY





Child Support:

This program is working on completing a parenting curriculum for the Tribal Innovative Grant we received to offer to our clients. The goal is to start classes by October 1. Also, staff recently went to the Eastern Regional Child Support Training in May. We were recently notified that the Oklahoma Native Assets Coalition was successful in a grant application that will positively affect Child Support as another resource for our clients. They will have open bank accounts with a balance of \$100.00 for children and have committed to utilizing up to 25 of them for Cherokee Nation Child Support clients to utilize if both parties agree to use the bank account as an in kind option toward their child



GWYN DBF
CHEROKEE NATION®

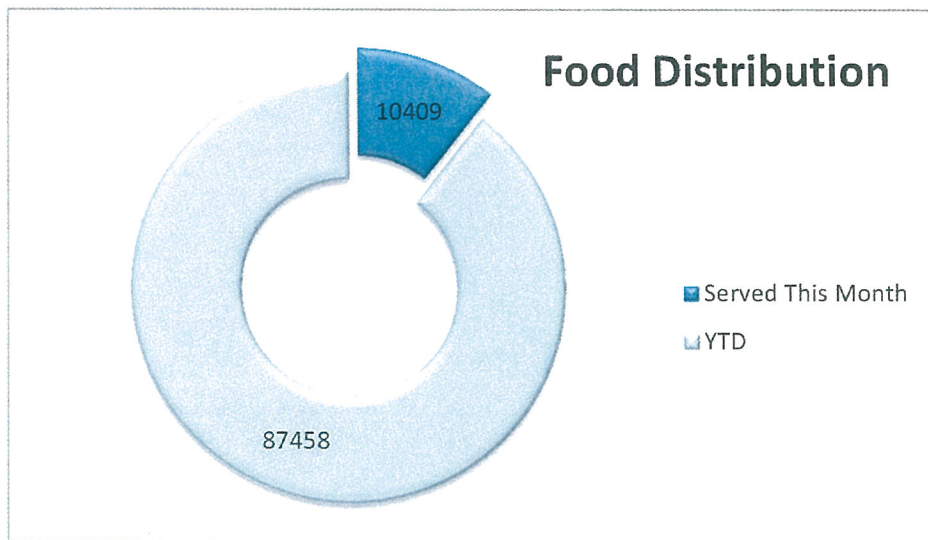
FAMILY ASSISTANCE DEPARTMENT

Director - Jerry D. Snell

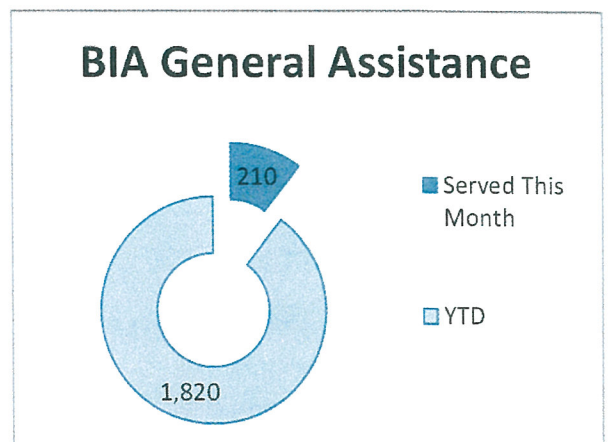
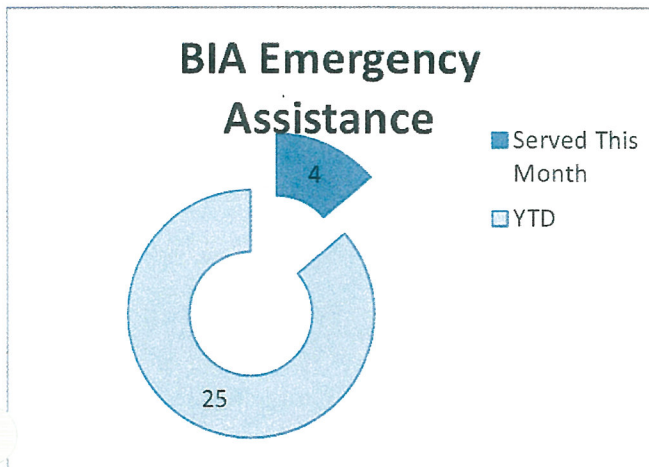
Number of Employees	104
Number of Vacancies	6
Number of Volunteers	40

Programs
Food Distribution
Social Services
Burial Assistance
Elder Care
Family Assistance
LIHEAP
NAHASDA
CITGO

Food Distribution :



BIA Social Services :

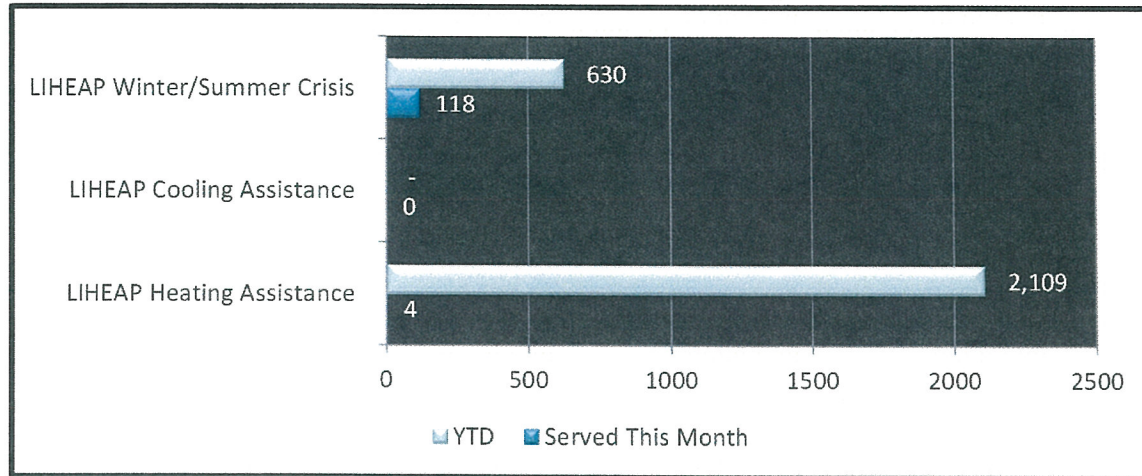


GWY.9 DBF

CHEROKEE NATION®

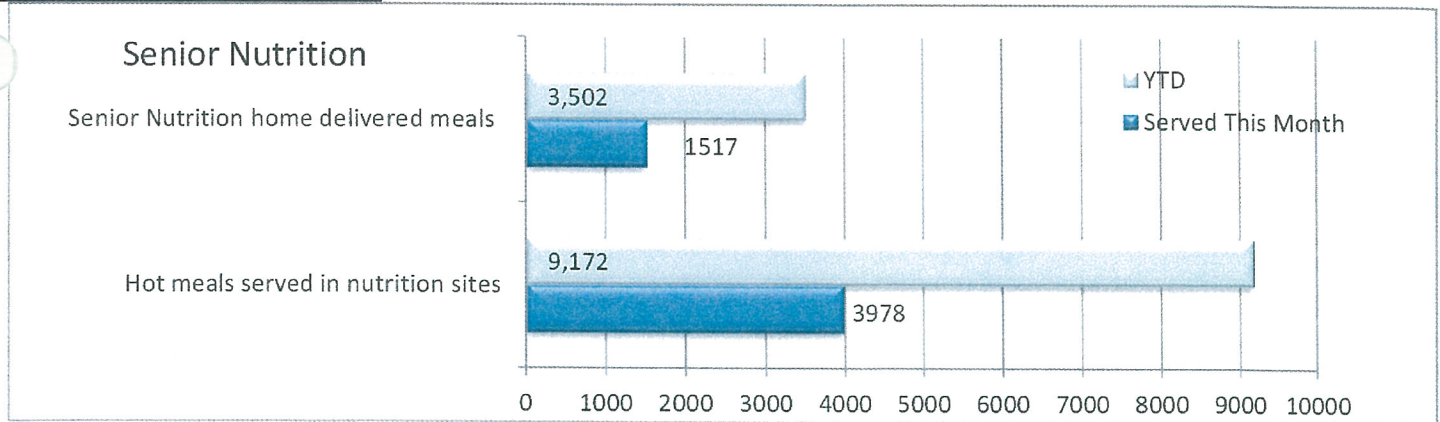
FAMILY ASSISTANCE DEPARTMENT

LIHEAP:

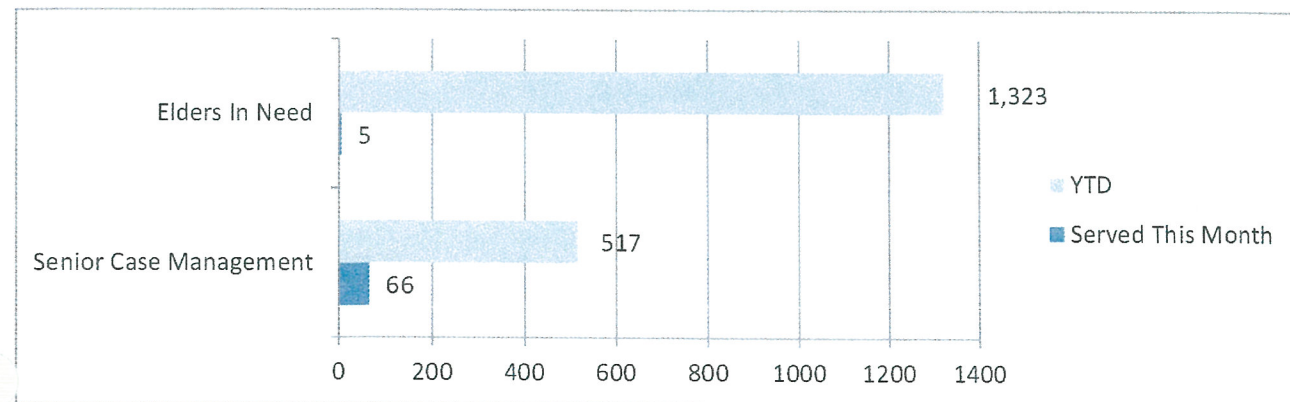


*(LIHEAP COOLING ASSISTANCE) Program starts in December and ends in February

Elder Services :



*Program starts in April



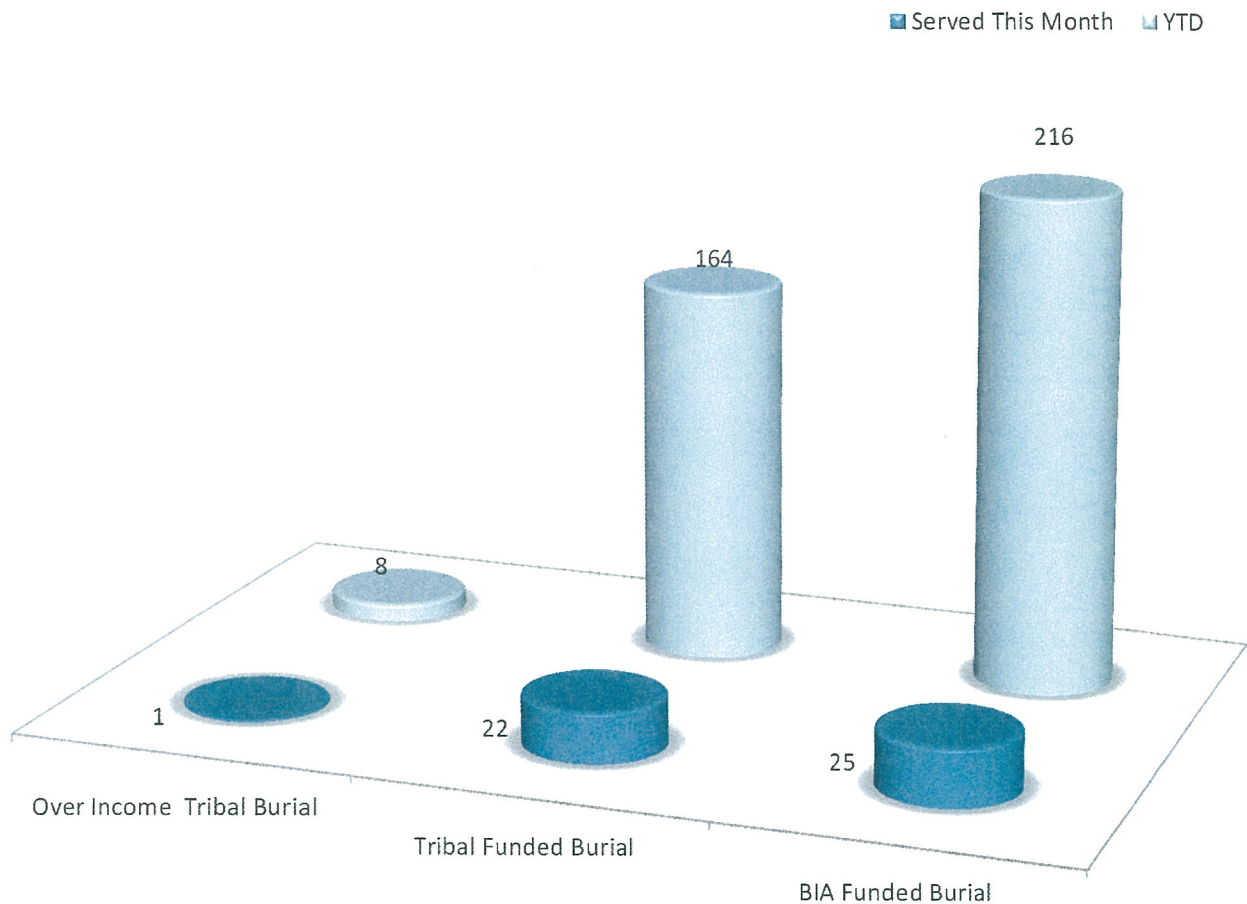
*Elders In Need Monies are dispersed in February and August.



FAMILY ASSISTANCE DEPARTMENT

Burial Assistance :

Burial - Clients Served

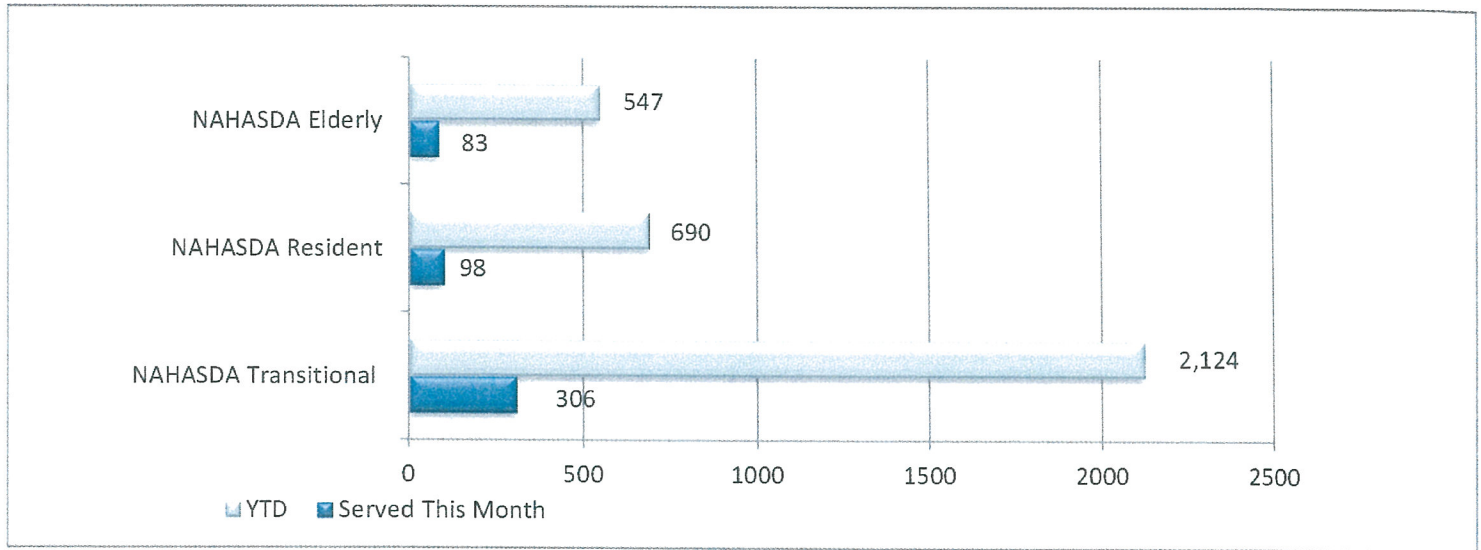


GWYD DBF

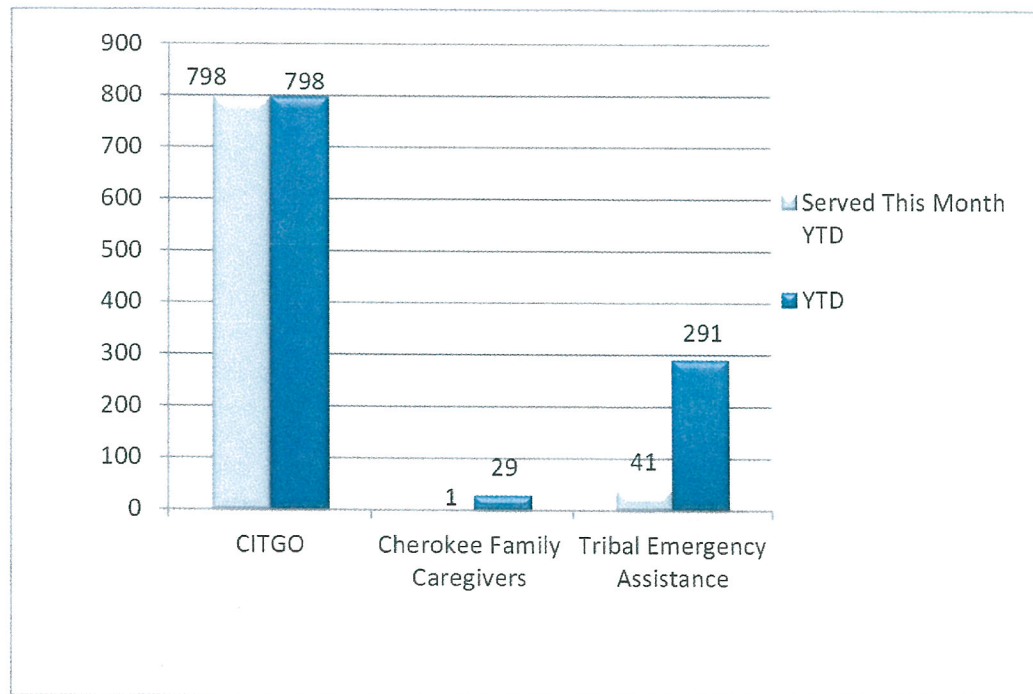
CHEROKEE NATION®

FAMILY ASSISTANCE DEPARTMENT

NAHASDA :



Family Assistance :



GWY.9 DBF

CHEROKEE NATION®

CHEROKEE FIRST

Deputy Executive Director - Barbara Foreman

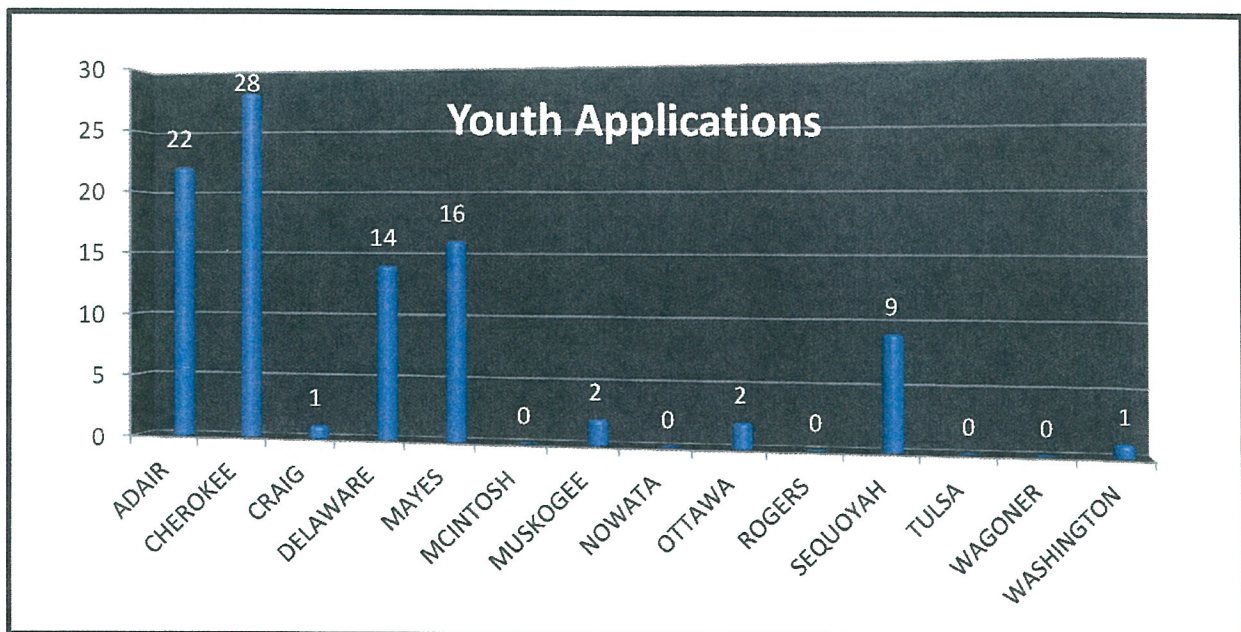
Number of Employees	3
Number of Vacancies	0
Number of Volunteers	0

Programs
Reception
Community Youth

Reception :

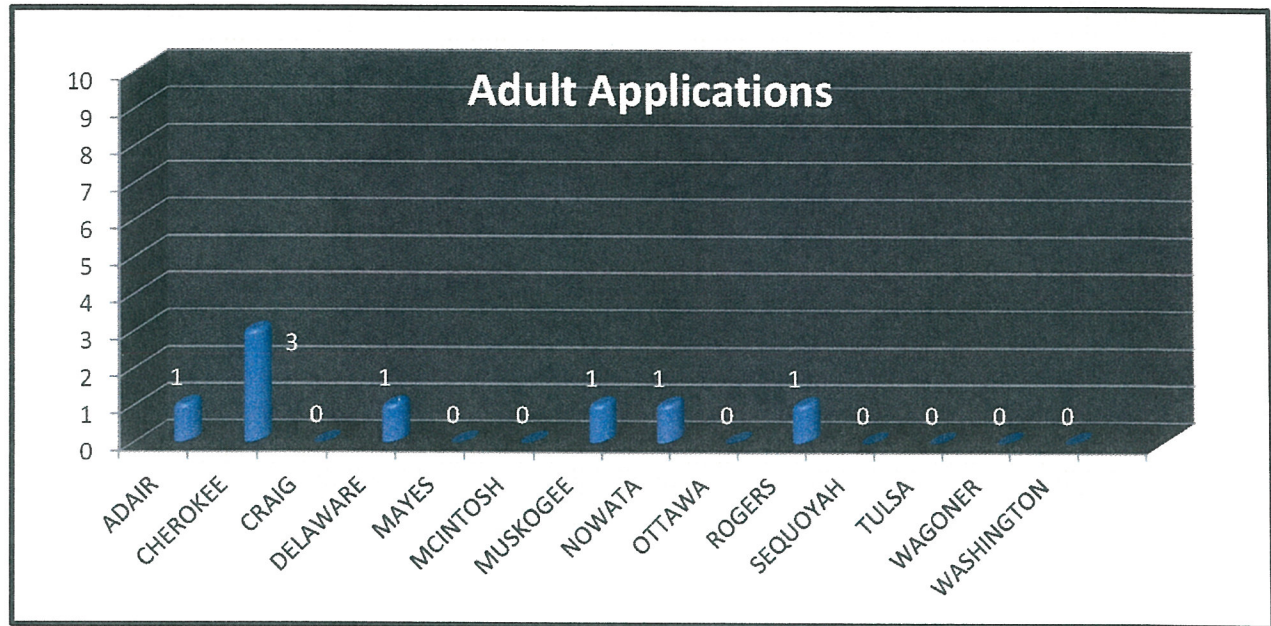
Total Walk Ins/Phone Calls Taken	1579
Total Applications Taken	103

Community Youth :



GWY.9 DBF

CHEROKEE NATION®



Overview of Community Leadership Program Applications

Total Youth	95
Total Adult	8

Monthly Total Amount Distributed

May	\$ 20,600.00
-----	--------------



CHEROKEE NATION TRIBAL COUNCIL

COMMUNITY SERVICES COMMITTEE REPORT

Group: Community Services

Month/Year of Report: June 2015

Executive Director: Ron Qualls

Phone:

E-mail:

I. Budget Highlights

1. Tribal Individual Water/Sewer Funds 70% expended (Have reached budget edit level so no additional contracts can be issued unless additional funds are received)
2. Tribal Community Water/Sewer Funds 82% expended

II. Program Highlights

a.) Balanced Scorecard Measures

1. Trained 146 food handlers
2. Repaired sewer and/or water facilities for 26 homes
3. Installed sewer and/or water facilities for 26 homes
4. Signed MOA's with Cherokee County RWD # 7

b.) Accomplishments

1. Colcord WL complete and being flushed out and pressure tested
2. Gore WTP approximately 75% complete.
3. Started construction on Hwy 82C WL extension in Cherokee Co. Materials delivered and approx. 2000 LF installed
4. Started work on the water loss study for Locust Grove
5. Cherry Tree Lift Station out for bids
6. Received construction permit for Marble City Lift Station
7. Assisting Cherokee Co RWD # 7 and Sequoyah Co RWD # 3 with flood damage
8. Working with Oaks PWA on wastewater I&I issues.

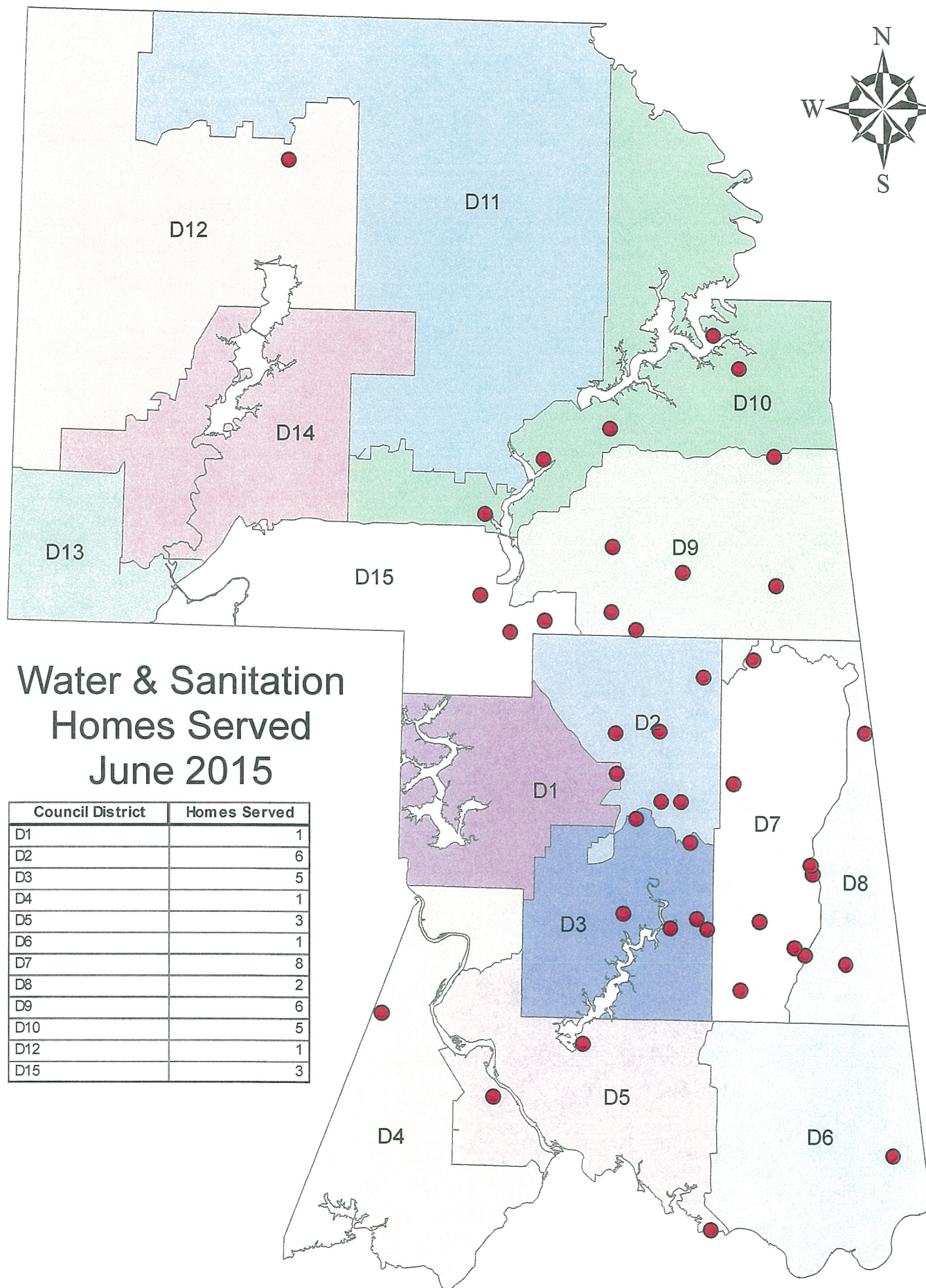
c.) Future Plans

1. Preparing SDS Submittal to IHS for FY 16 funding
2. Preparing plans and specs for Lowrey Phase II and Tagg Flatts Waterlines
3. Submitting grant application to CDC for Drinking Water Monitoring Program

FY'15 WATER AND SEPTIC REPORT: May 2015

Request Number	NAME	DATE	COMMUNITY	COUNTY	SERVICE PROVIDED											CONTRACTOR OR FA CREW	COMMENTS
					H2o	WI	WR	STD	SL	SR	ATS	DRIP	LAG	S/S	S/M	OT	
7374	Patty Gibe	5/1/2015	Grove	Delaware													Pumped Septic
7067	Linda Richards	5/1/2015	Strang	Mayes											1		Pumped Aerob
6718	Vanessa Robinson	5/4/2015	Kenwood	Delaware		1									1		Aerator System
732	Hannah Kirby	5/5/2015	Oakhill	Delaware			1										
6675	Brian Egermeier	5/5/2015	Childress	Nowata											1		Pumped Septic
6375	Norman Caywood	5/7/2015	Kenwood	Delaware		1										1	Mowed
6827	Stanley Paden	5/13/2015	Spavinaw	Mayes		1											Aerator System
7433	Walker Cochran	5/15/2015	Leach	Delaware			1										
7397	Jack Crossley	5/20/2015	Twin Oaks	Delaware											1		
7440	William Six	5/22/2015	Topsy	Delaware			1								1		
7409	Beverlee Armstrong	5/28/2015	Sallisaw	Sequoyah											1		
7418	Alva Roe	5/11/2015	Sallisaw	Sequoyah											1		
7090	Kristi Ward	5/12/2015	Westville	Adair		1											
7253	Mike Doublehead	5/13/2015	Stilwell	Adair					1								
5556	Carol Edwards	5/14/2015	Stilwell	Adair											1		
7138	Martha Sandoval	5/14/2015	Oaks	Cherokee		1											
6845	Jessie Mouse	5/15/2015	Proctor	Adair													
7382	Thomas Stopp	5/18/2015	Tahlequah	Cherokee											1		To Muddy
7394	Sharon Sanco	5/20/2015	Combs	Cherokee											1		
7436	Watie Wacoche	5/21/2015	Tahlequah	Cherokee											1		
7393	Jessica Goad	5/22/2015	Caney Ridge	Cherokee											1		
6208	Harold Kelley	5/28/2015	Bunch	Adair					1								
7293	Earb Kimble	5/28/2015	Tahlequah	Cherokee													
7248	Tony Wolfe	5/4/2015	Liberty	Sequoyah													
6668	Rebecca Martin	5/6/2015	Iron Post	Mayes			1										
7392	Melinda Bolin	5/7/2015	Barber	Cherokee													
779	Bill Rainer	5/8/2015	Colcord	Delaware													
7414	Levi Wofford	5/8/2015	Bell	Adair													
6464	Michael Paden	5/12/2015	Keys	Cherokee													
5893	Brent Brooks	5/12/2015	Hungry Mt.	Cherokee													
7090	Kristi Ward	5/13/2015	Rose	Mayes		1											Pickup the wel
7138	Martha Sandoval	5/15/2015	Oaks	Delaware											1		
7401	Myrtle Livers	5/18/2015	Dahlgonegah	Adair													
7366	William Ewer	5/19/2015	Iron Post	Mayes			1										
7434	Joan McCarty	5/21/2015	Salina	Mayes													
6298	Harold Kelley	5/22/2015	Bunch	Adair													
7338	Allison Rose	5/22-2015	Briggs	Cherokee													
6845	Jessie Mouse	5/26/2015	Proctor	Cherokee		1											
7445	Violet Swift	5/28/2015	Moody	Cherokee													
6660	Diamon Thomison	5/4/2015	Stilwell	Adair													
7048	Roger Coble	5/12/2015	Wellington	Cherokee													
6718	Vanessa Robinson	5/13/2015	Salina	Mayes											1		
6497	James Hill	5/14/2015	Muskogee	Muskogee											1		
6669	Tommy Beach	5/15/2015	Westville	Adair											1		
7102	June Pierce	5/15/2015	Locust Grove	Mayes											1		
6989	Lola Crittenden	5/15/2015	Watts	Adair											1		
6845	Jessie Mouse	5/18/2015	Proctor	Adair													
6409	Zachary Brown	5/29/2015	Webbers Falls	Muskogee		1									1		
Totals					4	9	15	2	2	0	9	0	0	0	11		

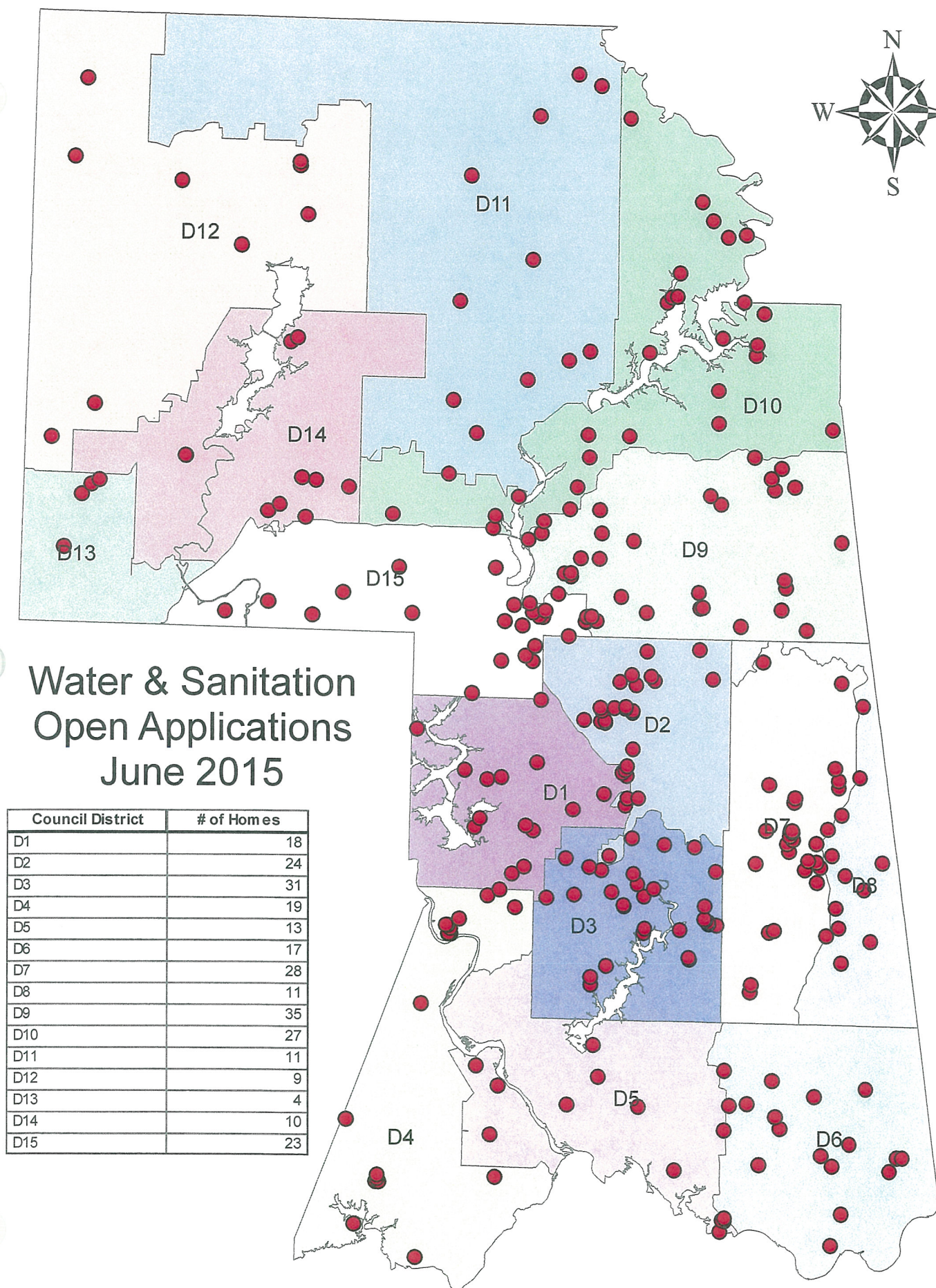
H2o	Service Codes:	WI	= Well Installation	Site Evaluations:	New Water Installs:	15
STD	= Community Water Connection	WR	= Well Repair	Perc Tests:	New Septic Installs:	11
ATS	= Septic Tank / Drainfield	SL	= H2O Service Line	Chemical Analysis:	Total New Installs:	26
DRIP	= Aerobic Treatment System	SR	= Water Service Line Repair	Bacteriological Test:	Water Repairs:	15
LAG	= Subsurface Drip Irrigation	SM	= STD/DF Repair or Pumping	Soil Profiles:	Septic Repairs:	11
S/S	= Lagoon System	OT	= Other (Specify in Comments)		Total Repairs:	26
	= Community Sanitary Sewer Connection					



Water & Sanitation Homes Served June 2015

Council District	Homes Served
D1	1
D2	6
D3	5
D4	1
D5	3
D6	1
D7	8
D8	2
D9	6
D10	5
D12	1
D15	3

0 3.75 7.5 15 22.5 30 Miles



Water & Sanitation Open Applications June 2015

Council District	# of Homes
D1	18
D2	24
D3	31
D4	19
D5	13
D6	17
D7	28
D8	11
D9	35
D10	27
D11	11
D12	9
D13	4
D14	10
D15	23

0 3.75 7.5 15 22.5 30 Miles

Rehab/Emergency/Handicap Accessibility/LBP				
Month/Year of Report: October 01, 2014 Thru July 13, 2015				
County	Incomplete Application Submitted	Completed Applications Submitted	Completed Jobs this Month	Total Jobs Completed FY 2014
Adair	27	16	9	102
Cherokee	12	12	12	111
Craig	0	0	1	6
Delaware	5	22	4	50
Mayes	6	11	4	42
McIntosh	0	0	0	0
Muskogee	3	1	1	22
Nowata	3	2	1	6
Ottawa	0	1	0	6
Rogers	7	7	2	12
Sequoyah	15	22	9	91
Tulsa	2	3	0	8
Wagoner	0	0	0	0
Washington	5	7	1	7
Total	85	104	44	463

Force Account has 38 open work orders and is working on 10 jobs.
 We currently have 62 jobs posted on the web site of which 21
 have been rebid in the last 3 weeks due to no bids.



CHEROKEE NATION

Housing Rehab



	Completed Jobs	Incomplete Applications
District 1	45	5
District 2	34	4
District 3	32	3
District 4	16	1
District 5	42	0
District 6	54	15
District 7	62	14
District 8	40	13
District 9	42	9
District 10	29	1
District 11	10	0
District 12	11	0
District 13	9	8
District 14	14	7
District 15	14	5
Total:	463	85

Map created 11/13/2015. DTD
Map Disclaimer: Information on this map is from multiple sources and is
to be used for general purposes and general planning purposes only. Data
accuracy cannot be guaranteed. Questions about the map, its source, and
intended use should be directed to the Cherokee Nation GeoData Center.

0 5 10 20 Miles

CHEROKEE NATION TRIBAL COUNCIL
COMMUNITY SERVICES COMMITTEE REPORT

Group: Housing Authority Month/Year of Report: July, 2015
Executive Director: Gary J. Cooper
Deputy Director: Erna Reeves Phone: 918-456-5482

MAP Foreclosure Report

Case Number	County	Foreclosure Notice Received	Date Assistance Received	Type of Assistance	Amount Due HACN
None to report					

Reflects only those where HACN is the mortgage holder (pre-May'08)

Public Disclosures:

As required by 24 CFR Part 1000.30, services provided to Cherokee Nation Housing Services Employees and Employee relatives from funds received pursuant to the Native American Housing Assistance and Self-Determination Act of 1996 (NAHASDA), shall be publicly disclosed.

The following applicants have been determined eligible for participation.

LOW RENT APARTMENT:

The following employee and/or relatives were approved to receive services for Low Rent Apartment pursuant to guidelines set forth in the Housing Policy as approved by the Principal Chief of the Cherokee Nation and HACN Policy as approved by the Board of Commissioners.

None to report

HOMEOWNERSHIP:

The following employee and/or relatives were approved to receive services for Homeownership program pursuant to guidelines set forth in the Housing Policy as approved by the Principal Chief of the Cherokee Nation and HACN Policy as approved by the Board of Commissioners.

None to report

RENTAL ASSISTANCE/TEMPORARY RENTAL ASSISTANCE/COLLEGE HOUSING:

The following employee and/or relatives were approved to receive services for Rental Assistance program pursuant to guidelines set forth in the Housing Policy as approved by the Principal Chief of the Cherokee Nation and HACN Policy as approved by the Board of Commissioners.

Patricia Davis, Sister in law to Shirley Hubbard of HACN

Patricia Davis, Brother to George Hubbard of CN Comm Svcs

NEW CONSTRUCTION HOMEOWNERSHIP PROGRAM: *(Non-NAHASDA Program)*

The following employee and/or relatives were approved to receive services for the New Construction Homeownership program pursuant to guidelines set forth in the HACN Policy as approved by the Board of Commissioners.

None to report



Keys to a brighter future

Announcements

National & Regional Meetings

July

7-8 Southern Plains Indian Housing Association Quarterly Meeting

Board of Commissioners Meeting:

Tuesday, July 21 at 5:30 - Regular Meeting

Office Closures:

July

3 Independence Day

IHBG Negotiated Rulemaking Committee Meeting

August

11-13 Committee Meeting - Session 7

All offices and staff of the HACN may be reached through the main office number, regardless of their office location. The local and toll free numbers are:

918-456-5482

800-837-2869

Housing Authority of the Cherokee Nation
Month Ending: May, 2015

Current Program Participants:

County	Community Shield Insurance	Low Rent Apartments	Rental Assistance			Homeownership		Loans		Totals	
			Rental Assistance (RAP)	Temporary Assistance (TAP)	College Housing Programs	Home-ownership Programs	New Construction Homes	Title VI Mortgage Program	Assumable/ Other Mtg. Program	Total Housing Participants	% of Participants
Adair	468	155	118	2	11	123	27	18	1	923	15%
Cherokee	531	182	319	16	42	281	65	63	6	1,505	25%
Craig	40	53	3	0	1	13	6	2	0	118	2%
Delaware	338	116	85	5	21	86	32	22	0	705	12%
McIntosh	12	N/A	0	0	0	6	0	0	0	18	0%
Mayes	233	125	69	2	16	66	19	16	0	546	9%
Muskogee	140	50	57	0	6	53	15	18	0	339	6%
Nowata	28	42	1	0	1	10	8	2	0	92	2%
Ottawa	18	N/A	1	0	0	7	2	5	0	33	1%
Rogers	136	73	42	1	15	86	20	43	5	421	7%
Sequoyah	532	N/A	197	13	19	189	5	58	3	1,016	17%
Tulsa	61	N/A	32	1	4	25	2	3	0	128	2%
Wagoner	10	N/A	5	0	0	63	1	1	0	80	1%
Washington	29	40	5	1	1	27	6	3	0	112	2%
Total:	2,576	836	934	41	137	1,035	208	254	15	6,036	100%
1,112							1,243	269			

Current Applications:

County	Mortgage Assistance	NAHASDA Home-ownership	Community Shield Insurance	Low Rent Apartments	Rental Assistance	New Home Construction	% NHCP	Total Apps	% of Total
Adair	0	40	9	176	112	137	9%	474	13%
Cherokee	0	29	14	235	280	386	26%	944	25%
Craig	0	3	0	37	13	25	2%	78	2%
Delaware	0	14	8	130	85	154	11%	391	10%
McIntosh	0	0	0	0	1	14	1%	15	0%
Mayes	0	6	3	71	81	113	8%	274	7%
Muskogee	0	28	4	48	61	118	8%	259	7%
Nowata	0	1	1	29	10	32	2%	73	2%
Ottawa	0	1	0	0	12	19	1%	32	1%
Rogers	0	8	11	127	150	99	7%	395	10%
Sequoyah	0	31	16	0	173	199	14%	419	11%
Tulsa	0	3	1	0	137	101	7%	242	6%
Wagoner	0	4	0	0	10	27	2%	41	1%
Washington	0	2	1	52	38	38	3%	131	3%
Total:	0	170	68	905	1,163	1,462	100%	3,768	100%

Mortgage Assistance applications transferred to CN Commerce in April, 2014

**New Construction Homeownership Program
Development Files Processing**

Month of:
May, 2015

County	Waiting List	Applications		Processing							Construction		In Processing	Land Development	Under Construction	Construction Complete
		App Problem	App Processing	Stg I	Stg II		Stg III		Stg IV		Under / Ready Const	Construction Complete				
Adair	45	3	41	1	0	3	1	1	1	15	26	27	44	21	26	27
Cherokee	242	4	30	3	3	3	1	0	0	37	53	65	34	47	53	65
Craig	11	0	0	2	1	1	1	0	0	3	1	6	0	8	1	6
Delaware	60	2	24	8	6	0	3	1	1	28	12	32	26	46	12	32
McIntosh	7	0	2	0	0	1	0	0	0	2	2	0	2	3	2	0
Mayes	60	2	12	3	2	0	0	2	18	6	19	19	14	25	6	19
Muskogee	77	0	6	0	2	0	0	1	12	20	15	15	6	15	20	15
Nowata	7	0	2	1	1	2	1	1	5	5	8	8	2	11	5	8
Ottawa	12	0	1	0	0	0	0	0	4	1	2	2	1	4	1	2
Rogers	71	0	4	1	0	1	2	1	2	12	20	20	4	7	12	20
Sequoyah	101	0	20	2	1	3	0	1	15	48	5	5	20	22	48	5
Tulsa	92	0	1	4	1	0	0	1	2	2	2	2	1	8	2	2
Wagoner	22	0	2	0	0	0	0	0	2	1	1	1	2	2	1	1
Washington	30	0	0	0	1	0	0	0	0	6	6	6	0	1	6	6
Total:	837	11	145	25	18	14	9	9	145	195	208	208	156	220	195	208
			156	220							403		779			

STAGE I:
Copies of Deed(s), etc.
Check Floodmaps/Floodplain
Identify Utility Companies
Contact for Site Inspection

STAGE II:
Visit Site
Identify/Propose Site Plan
Identify/Propose Utilities
Identify/Propose Lateral Field
Identify/Propose Easement(s)
Deliver Utility Assurance Letters
Request Abstract from participant

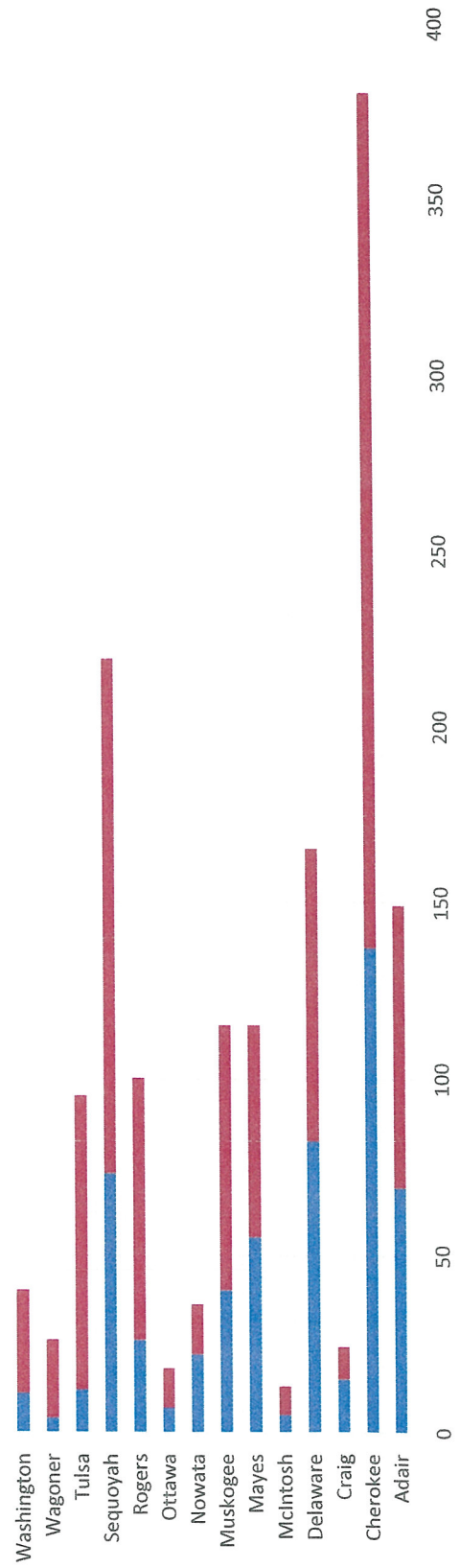
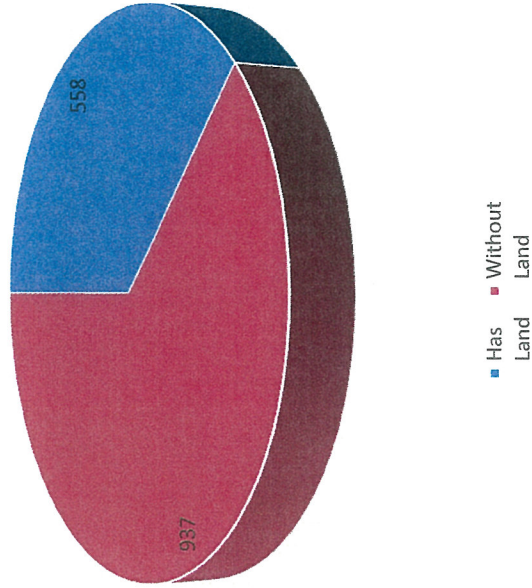
STAGE III:
Order/Receive Survey
Order/Receive Perc Test
Receive Utility Assurance
Receive Abstract from participant

STAGE IV:
Survey Review / Identify Barriers / Process for Closing

New Construction Homeownership Program Application Data

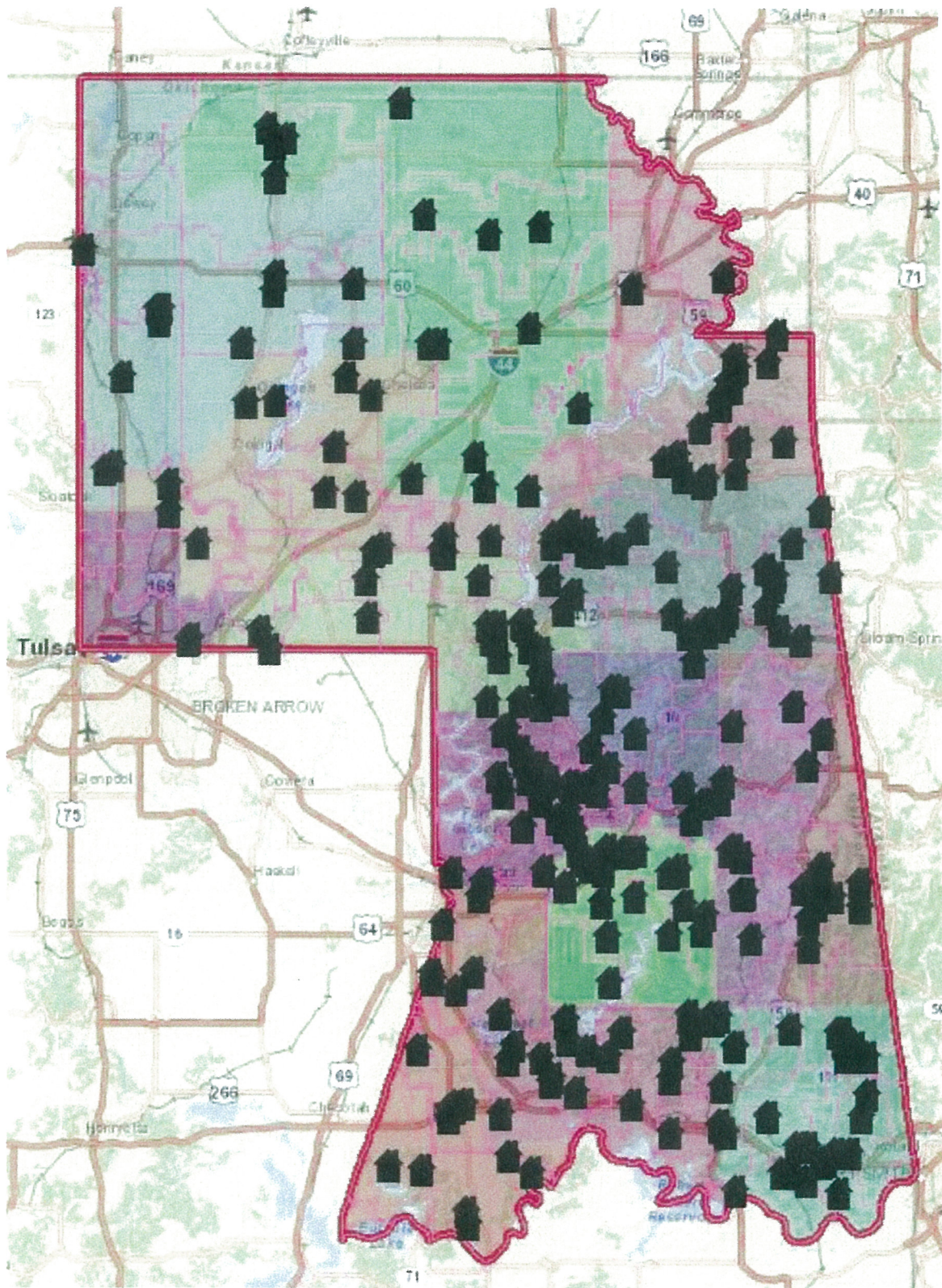
By Has Land/Does not have land:

County	Has Land	Without Land	% With Land	% W/O Land	Total Apps
Adair	69	80	46%	54%	149
Cherokee	137	243	36%	64%	380
Craig	15	9	63%	38%	24
Delaware	82	83	50%	50%	165
McIntosh	5	8	38%	62%	13
Mayes	55	60	48%	52%	115
Muskogee	40	75	35%	65%	115
Nowata	22	14	61%	39%	36
Ottawa	7	11	39%	61%	18
Rogers	26	74	26%	74%	100
Sequoyah	73	146	33%	67%	219
Tulsa	12	83	13%	87%	95
Wagoner	4	22	15%	85%	26
Washington	11	29	28%	73%	40
Total:	558	937	37%	63%	1,495



Statistics as of: April 28, 2015

HACN New Construction Program



The above map is a representation of locations that the HACN has inspected sites for and/or built new homes on the New Home Construction Program.

CHEROKEE NATION TRIBAL COUNCIL

COMMUNITY SERVICES COMMITTEE REPORT

Group: Community Services/Road and Transit Dept. **Month/Year of Report:** June 2015

Group Leader: Ron Qualls **Phone:** 918-453-5248 **E-mail:** ron-qualls@cherokee.org

I. Budget Highlights:

- a.
- b.

II. Program Highlights

a) Accomplishments:

b) Future Plans/New Initiatives

c) Status on Other Projects:

ADAIR COUNTY PROJECTS:

1. Chewey Road – Designer: Red Plains Engineering. RP working on 90% completion. R/W will submit for appraisals as needed.
2. Dahlenegah South – Designer: Holloway Updike & Bellen HUB. 90% checked plans were returned for revisions on 5/14/14. Roads R/W supplied Adair County commissioner with a Notice of Interest letter to be mailed to the residents along the road.
3. Bell North – Designer: Red Plains Engineering. RP working on 90% plans.
4. CNI Industrial Access – Designer: D. Moore Designer Bid opening was held December 9, 2014 at 10:00 a.m. Glover & Associates has been selected as contractor for this project. Pre-Construction meeting was held February 3, 2015. Construction proposed to start on April 20, 2015.no change
5. Dahlenegah West- Designer: Holloway Updike & Bellen. R/W is complete with research of ownership. Awaiting 30% set of plans.
6. Lyon Switch – Designer: J. Shehi. HUB Engineering submitted 30% review on 11/19/14. HUB Engineering is about 75% complete with hydrology
7. Malloy Hollow– Designer: D. Moore. HUB Engineering Submitted Final Plans 6/15/2015. Holloway has completed their review and has signed Title Sheet.
8. North Salem (Bethel Road) – Designer: Red Plains. RP are working on 90% Plans.
9. Smith Hollow – Designer: Red Plains Engineering. RP are working on 90% Plans. R/W will submit for appraisals as needed.
10. Bell School South – Designer: A. Harris - Sent task order to Guy Engineering on 8/12/14 for pavement design, hydraulic study, check, and sign off on project.

CHEROKEE NATION TRIBAL COUNCIL
COMMUNITY SERVICES COMMITTEE REPORT

11. Rocky Mountain School Loop- Designer: D. Moore - Sent task order to Guy Engineering on 8/11/14 for pavement design, hydraulic study, check, and sign off on project.
12. Honey Hill Phase I – Designer: HUB Engineering – Design plans are complete. The condemnation monies of \$16,310.00 have been paid to every party in the condemnation. Awaiting word from ADA Jacob Howell about what is the next step for us to proceed to construction. Next court docket is set for June 2, 2015 at the Adair County Courthouse. Utility letters were sent out for estimates for relocation.
13. Bunch Road – Designer: Nickle & Associates - R/W has completed ownership research and sent it to Nickle & Associates 7/11/14. Decision was made to only do the portion from the BOP and stopping before the first railroad crossing. New task order was issued on 9-18-14 for the revised length of project.
14. Oak Ridge Road and Oak Ridge Extension – Designer: CGA Engineering. R/W has completed ownership research for Oak Ridge and mailed it 2/28/14. CGA will be doing the research for Oak Ridge Extension. 30% plans were submitted on November 14, 2014. Completed check and returned to CGA on 5/12/15.
15. Sally Bull Hollow – Designer: Guy Engineering. R/W submitted the ownership research to Guy Engineering 12/17/13. 25% of preliminary design has been completed. Met with Guy Engineering on October 07, 2014 to review options on for bridge to replace low water crossing.
16. The following projects are pending design –
 - Chance Road
 - Greasy Rehab
 - Bidding Springs Road
 - Lyon South Road

CHEROKEE COUNTY PROJECTS:

1. Dreadfulwater Road – Designer: A. Harris. Check complete and 30% Plan in Hand conducted on 4/29/14. Revisions were made from Plan in Hand. After the Preliminary Community Meeting held on September 18, 2014 the Roads department received one comment form from a concerned landowner. Plans are approximately 75 % complete.
2. Hulbert-Lost City – Designer: A. Harris. Coordination with utility companies are underway. Final revisions of design were submitted 4/9/15.
3. Lost City Road – Designer: Holloway Updike & Bellen. Right of way research is complete. Plans are 60% complete.
4. Northeast Fort Gibson- Designer: Holloway Updike & Bellen. Sent 90% check to HUB for revisions and final plans. ABB survey was positive. Construction will be postponed until we get a negative test. R/W started acquisition 7/8/14, out of 129 parcels. 94 parcels have been acquired.

CHEROKEE NATION TRIBAL COUNCIL

COMMUNITY SERVICES COMMITTEE REPORT

5. Tenkiller School –Designer: Red Plains. Plans are complete. Completed acquisition as of June 18, 2013. Ozark Electric, AT&T, NOPFA, Windstream, and RWD#7 have completed relocation. Plans being finalized and advertisement will be forthcoming.
6. Ross Street- Designer: D. Moore - Survey is complete. Preliminary design is started. Attended the Infrastructure kick off meeting to allow CN departments and the City of Tahlequah to share with the Project Team for Hastings new hospital to share their knowledge of site issues. Still waiting to know where Hasting plans for driveway entrance. Waiting for Pavement design and hydrology from CGA.
7. Mud Valley Road – Began preliminary design criteria. Preliminary meeting was held on February 17, 2015, 6:00 PM at the Cherokee Elder Center on 4th street. Roads department have received numerous Public comment forms back. At this time they are being analyzed.
8. The following projects are pending design:
 - Job Corps Access Road
 - 4-Mile Road

CRAIG COUNTY PROJECTS:

1. NS-4340 Road - Designer: Guy Engineering (Contracted through the county). Held preliminary community meeting for the project 4/15/14 at the White Oak school cafeteria. R/W videoed the project and sent a copy of the video to Guy Engineering. Received Geotechnical Report on 8/4/14. Project design 70% complete. Field meeting for utility relocation will be May 5, 2015.
2. NS-4410 Road (7th Street/Turnpike Bridge) – Designer: Guy Engineering (Contracted through the county). Cherokee Nation has signed the agreement between Cherokee Nation, Craig County, and ODOT.

DELAWARE COUNTY PROJECTS:

1. D0525 Road – Designer: Scott & Associates. Submitted 30% plans, hydrology, and geotechnical report. Had 30% plan in hand on April 8, 2015.
2. Jay/Kenwood Bridges (Bridges 53, 67, 68, and 71) - Designer: Rose & McCrary, P.C. Project was bid and three bids were received March 4, 2014. Paradigm was the lowest responsible bid at \$5,592,242.85. Construction began June 9 2014 project 68%. Meeting with HUB on 6/25/15 for pavement design.
3. Kansas-Bull Hollow – Designer: Scott & Associates. 60% Plan in Hand was conducted on April 8, 2015. R/W finished checking the all other documents. R/W received the utility easements and exhibits 5-20-15. R/W will proceed to check the utility documents.
4. Kansas Dry Creek Project- Designer: Holloway Updike & Bellen. 90% plans were submitted for review on 5/10/2013. Meeting was held with HUB and Flood Plain Administator on December 17, 2014 about Zone A issues. Still working on resolving this problem. R/W will submit for appraisals as needed.

CHEROKEE NATION TRIBAL COUNCIL
COMMUNITY SERVICES COMMITTEE REPORT

5. Leach/Kenwood Road – Designer: D. Moore. R/W acquisition complete. Sent floodplain permit in for approval on 1/28/15. Final review and preparing contract for bid.

MAYES COUNTY PROJECTS:

1. Wickliffe Bridge (Salina/Kenwood)- Designer: Guy Engineering (Contracted through the county). Contractor Bronze Oak work began 7-9-14 project 55%
2. Chimney Rock Hollow I & II – Designer: Guy Engineering (Contracted through the county). Received 30% plans on 3/10/14.
3. Murphy Bridge (Bridge 108) – Ribbon Cutting ceremony was held June 22, 2015. Present was the Principle Chief Bill John Baker, Deputy Chief Joe Crittenden, TCM Denise Taylor, Mayes County Commissioners Darell Yoder and Kevin Whiteside , and Brian Kellogg with Kellogg Engineering,

MUSKOGEE COUNTY PROJECTS:

1. Northeast Fort Gibson- Designer: Holloway Updike & Bellen. Sent 90% check to HUB for revisions and final plans. ABB survey was positive. Construction will be postponed until we get a negative test. R/W started acquisition 7/8/14, out of 129 parcels. 94 parcels have been acquired.
2. Ross Road Rehab – Designer: D. Moore. Construction 85% complete
3. Texanna Road – Designer: TBD

ROGERS COYNTY PROJECTS:

1. Sequoyah West I & II – Designer: TBD

SEQUOYAH COUNTY PROJECTS:

1. Moonshine Road – Designer: J. Shehi. Preliminary survey complete. Began preliminary design. Task order received 9/18/14. Project tested positive on the ABB survey. Construction will be postponed until we get a negative test.
2. Dwight Mission/Sequoyah Landing Road – Designer: TBD

d) CHEROKEE TRANSIT SYSTEM:

Ridership on all five current routes for the month of April 2015 are:

1. Sallisaw to Tahlequah – 118 rides
2. Pryor to Catoosa – 1,036 rides
3. Salina to Tahlequah – 184 rides
4. Stilwell to Tahlequah – 98 rides

CHEROKEE NATION TRIBAL COUNCIL
COMMUNITY SERVICES COMMITTEE REPORT

5. Muskogee to Tahlequah – 105 rides
6. Tahlequah to Claremore – 140 rides
7. Jay to Tahlequah – 150 rides
8. Tahlequah to Catoosa – 658 rides
9. Stilwell to West Siloam Springs – 281 rides
10. Individual Demand Response Trips: 5,972

Note: Ridership reports run 1 month behind.

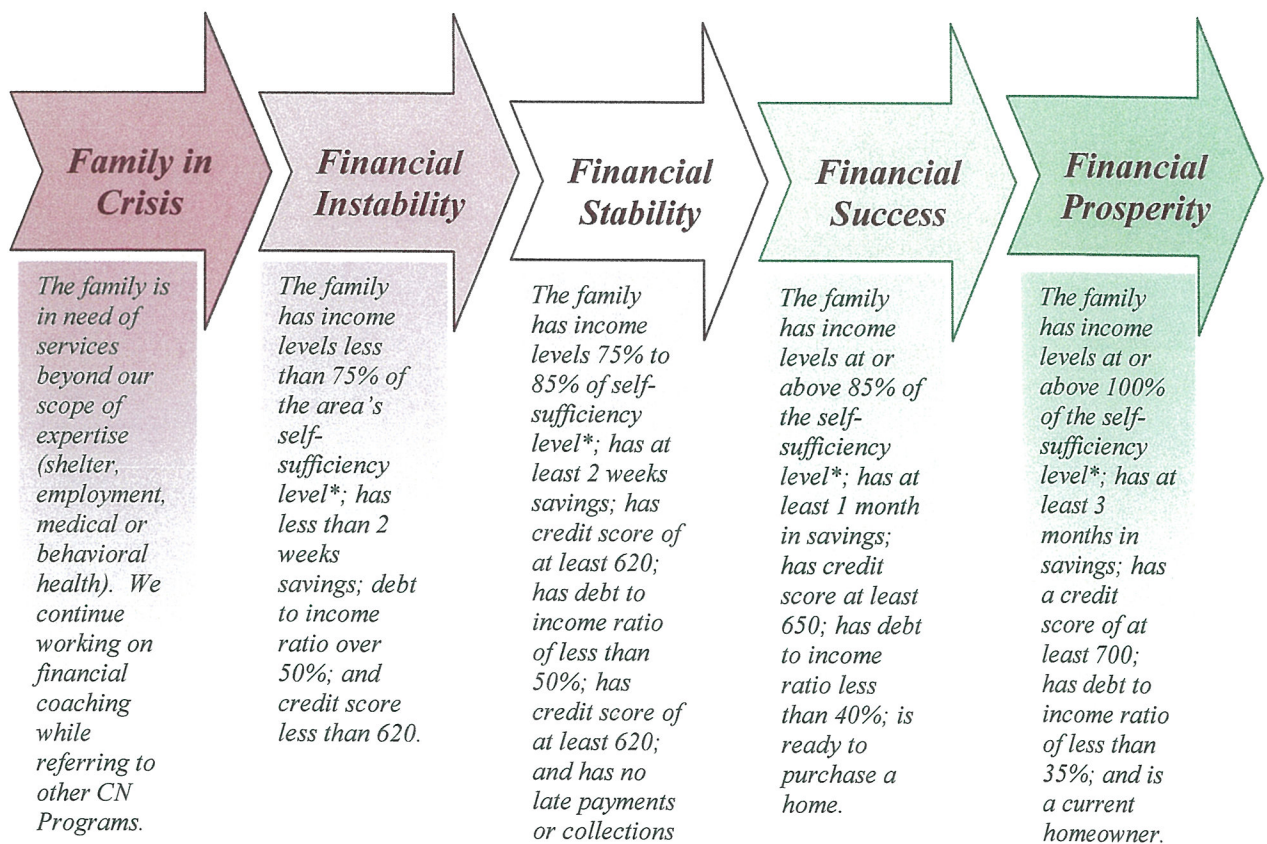
a. Program highlights

1. Mortgage Assistance Program Activity:

MAP Applicants	
Received MAP and purchased a home	98
Applications under review (application received, verifying applicant's eligibility)	146
Applicants capable of purchasing a home within the next 90 days	58
Applicants in short term financial coaching (applicant working on minor credit issues and/or small debt reduction; may be ready to purchase a home within 12 months)	108
Applicants in long term financial coaching (applicant working on significant credit issues and/or major debt reduction; may be ready to purchase a home in 1 to 3 years)	368

2. We are implementing a **Financial Prosperity Spectrum** to measure financial coaching and asset building for MAP families. This tool will measure family progress toward financial prosperity based on a continuum of levels ranging from crisis mode to financial prosperity. This spectrum will be evaluated and refined over the next several months and the impact evaluation period will extend to five years post home purchase.

MAP Financial Prosperity Spectrum



*<http://selfsufficiencystandard.org/pubs.html>

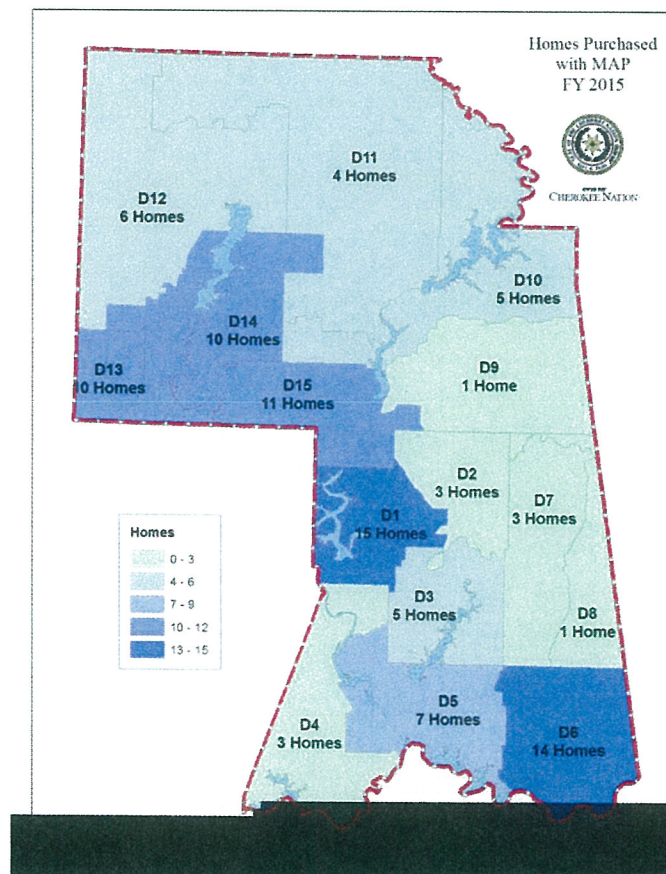
3. Since FY07, **613 families** unable to obtain a non-predatory mortgage on their own have completed self-sufficiency counseling and obtained a non-predatory mortgage.
4. YTD, Self Sufficiency staff members have worked with **7 families facing foreclosure**. 3 families have stopped attending the program and 1 family received a modification and saved their home and 3 families received a foreclosure prevention loan from the Small Business Assistance Center to save their home.
5. **891 consumer loans totaling \$985,920.20** have been made through the Small Business Assistance Center as of April 20th. **Foreclosure Prevention 3 loans totaling \$97,624.66.**
6. **98 families have used Mortgage Assistance** to purchase a home this fiscal year.

MAP used in conjunction with a HUD 184 loan	76
MAP used with other loan products	22
Families Housed with Mortgage Assistance	98

7. **MAP household averages:**

Household income	\$34,299.03
Increase in Self Sufficiency Client credit score	31 points
Debt to income including mortgage	28.6%
Debt to income ratio reduction as a result of coaching	5%
Home price	\$92,035

8. **Mortgage Assistance usage by district:**



b. Annual Goals

Objective	Metric	Year to Date Achievement Notes/Comments
Homeownership Training	# of Families Attending Homeownership Training	453
Families Increasing Financial Management Skills	# of Families Increasing Skills	510

September 3	Cherokee County DHS	TBD	Financial Literacy Class
September 10	TBD	TBD	COTTA Quarterly Meeting
September 11	Cherry Tree Head Start	TBD	Financial Literacy Class
September 14 – 15	Tahlequah	10 am to 5 pm	Homebuyers Training
September 17	ICTC	TBD	Financial Literacy Class
September 21 -23	Claremore	4 pm to 8 pm	Homebuyers Training
September 23	Tahlequah	TBD	ICW Foster Care Financial Literacy Class
September 24	Hard Rock Casino	8 am to 5 pm	Credit Counseling
September 28 – 30	Sallisaw	4 pm to 8 pm	Homebuyers Training
September 30	Tahlequah	TBD	Health Fair Booth

d. Foreclosure information

1. Cherokee Nation jurisdiction foreclosure rate range is 2% - 8%. The **foreclosure rate for families who received Mortgage Assistance after 05/01/08 is 2.5%.**
2. The Federal Reserve periodically updates mortgage delinquency data by state and county; below is the most recent Serious Delinquency data, all mortgage types, available from the Federal Reserve.

Serious Delinquency (120 + days) rate by county Q3 2014			
County	Percentage Range	County	Percentage Range
Adair	6% - 8%	Nowata	6% - 8%
Cherokee	4% - 6%	Ottawa	4% - 6%
Craig	4% - 6%	Rogers	4% - 6%
Delaware	2% - 4%	Sequoyah	4% - 6%
Mayes	4% - 6%	Tulsa	2% - 4%
McIntosh	4% - 6%	Wagoner	4% - 6%
Muskogee	4% - 6%	Washington	4% - 6%