

Group: Marshal Service Month/Year of Report: May 2016
Group Leader: Shannon Buhl Phone: 207-3800 Email: shannon-buhl@cherokee.org

I. **Budget Highlights – please refer to Monthly Financial Report**

II. **Program Highlights for April:**

<u>District 1</u> <u>412 North</u> Information Report (13) Warrants (30) Other Agency Assists (26) Warnings (8) Citations (12) Alcohol Arrests (9) Drug Arrests (2) A&B/DV (1) Larceny (2) Accident (1)	<u>District 2</u> <u>412 South</u> Information Report (14) Warrants (10) Other agency assists (78) Warnings (13) Citations (9) Alcohol Arrests (4) Drug Arrests (5) A&B/DV (3) Burglary/Theft/Larceny (3) Child Abuse (1) Unauthorized use of MV (1) Fraud (1) Missing person/runaway (2) Accident (3)
---	--

III. **Special Operations**

Dive (0)
SWAT (1)

IV. **Accomplishments**

CNMS taught a Basic SWAT 42 hr. CLEET school for surrounding state agencies, including District 27, and Stilwell Police department. (Various CNMS instructors.) Deputy Preston OoSahwee participated in Smoke and Guns charity event for Oklahoma Special Olympics, and burn victims in Oklahoma raising \$10,000.00. (He won his fight!) Deputies Kevin Jackson and Josh Smith mapped the Trail of Tears Bike route for the upcoming remember the removal riders
Deputy Josh Smith completed certified TASER instructor
Lt Chad McCarter and SGT Daniel Mead competed as a team at Sniper week, they finished 19th of 50 teams in a worldwide competition.

V. **Security**

Security Violations (15)
Vehicle Assists (23)
Incident Reports (3)

VI. **Federal Facilities**

Hastings (3) EDO
Three Rivers (0)
Redbird Smith (0)

VII. Community

Shawwna Roach

Alice Training Active Shooter
Hands on scenario training with
Markoma
Community event at Sequoyah Elementary

Community Events tracked by CNMS Dispatch (18)

Franky Dreadfulwater

2nd semester REAL program for 7th and 8th graders-Wickliffe School
Dahlongegah Cultural Days-Adair County
Parenting issues with Bell School
Meet and Greet at Sequoyah, Westville, and Cherry tree Neighborhood
Cave Springs and Marble City School foot patrols
Community Event at Muldrow
Maryetta School digital ethics presentation
Fundraiser event Greasy community

VIII. NAHASDA PATROLS:

District 1	188
District 2	<u>457</u>
Total	645

Cherokee Nation Election Commission

P.O. Box 1188, Tahlequah, OK 74465-1188

Email: election-commission@cherokee.org

Website: www.cherokee.org/elections



Phone: 918-458-5899

Toll Free: 1-800-353-2859

Fax: 918-458-6101

Rules Report April 2016

I. Budget Highlights

- a.) Compiled information for FY17 budget.

II. Program Highlights

- a.) Continuing implementing new filing system and internal audit.

III. Accomplishments

- a.) Attended the following Services Meetings to register and educate voters: Hard Rock Casino in Catoosa for three days.
- b.) Attended the following Community Meetings to register and educate voters: Tahlequah, Chewey, Oologah, Vinita, Westville, Arbor Day Fair, and Ochelata.
- c.) CNEC is continuing to enhance our street guide database to accommodate district and precinct assignments.
- d.) CNEC has stayed current with monthly Tribal Registration deceased and relinquished citizen listings.
- e.) Continues to process Voter Registration Applications accordingly. See statistical report attached.

IV. Future Plans and Initiatives

- a.) The office staff and Commissioners will be attending community and services outreach events throughout the 15 districts.
- b.) The office staff will be scheduling events to educate and register voters at area schools, vo-techs, and hospitals.

Date Range: 04/01/2016 - 05/01/2016**Applications Received**

Voter Registration Applications	841
Absentee Applications	0
Total	841

Registration Applications Rejected

Insufficient Address	5
Legacy	0
No Roll Number	13
Not Signed	4
Under Age	0
Total	22

Deleted Registrations

Duplicate	1
Freedmen	0
Inactive	0
Voter Deceased	92
Voter Relinquished	1
Total	94

Registration Status Changes

Deleted Restored	0
Total	0



CHEROKEE NATION TRIBAL COUNCIL RULES COMMITTEE REPORT

Group: Tax Commission

Month/Year of Report: May, 2016

Group Leader: Sharon Swepston

Phone:

E-mail: Sharon-sweepston@cherokee.org

I. Budget Highlights

- a.) Please refer to the monthly financial report from Finance.

II. Program Highlights

a.) Motor Vehicle

1. Year to Date Motor Vehicle revenue for FY16 compared to FY15 as of March 31st 2016 & March 31st 2015, had an overall increase of 13.82%.
2. The month to month revenue comparison for March 2015 (FY15) compared to March 2016 (FY16) shows an increase of 10.93%.
3. The detail for all areas of revenue for motor vehicle is shown on the attached graphs.
4. FY16 new tags and renewal's issued in the Extended Jurisdictional Boundary for October 1,356, November 1,637, December 1,893, January 1,340, February 1,340, March 1,439.

b.) Revenue and Taxation Division

1. Year to Date Revenue and Taxation (Tobacco) for FY16 compared to FY15 as of March 31st 2016 & March 31st 2015, had an overall decrease of 0.70%.
2. A month to month revenue comparison for March 2015 (FY15) compared to March 2016 (FY16) shows a decrease of 0.59%.
3. The detail for all areas of tax is shown on the attached graphs.

c.) Future Plans/New Initiatives

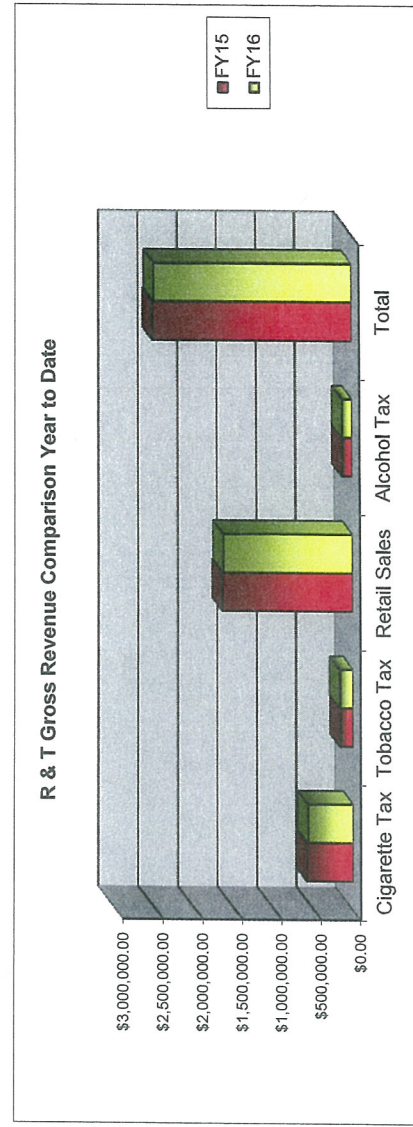
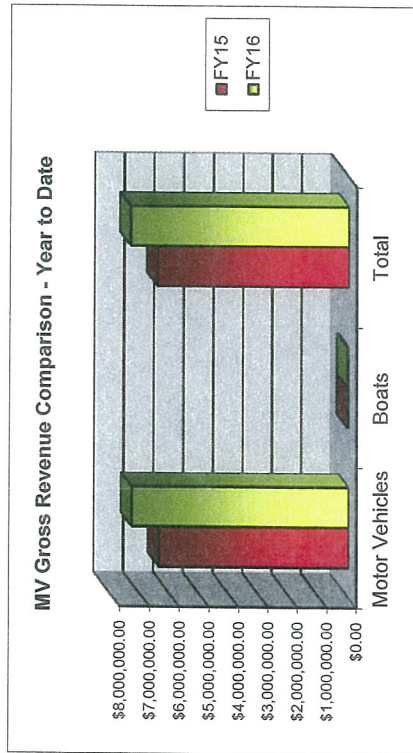
1. The next Tax Commission meeting which was scheduled for June 15, 2016 at 4:30 pm in the CNTC Conference room has been cancelled.
2. The Veterans Sales Tax Exemption Cards have been mailed out to all qualified applicants. As of May 2, 2016 we have mailed out 214 Veteran Sales Tax Exemption Cards. CNE has implemented their upgraded system to process the new sales tax exemptions for Cherokee veterans.
3. We have received our report for March 2016 purchases and payment from the State of Oklahoma and rebates are scheduled to be distributed to the retailers by or before May 15, 2016.



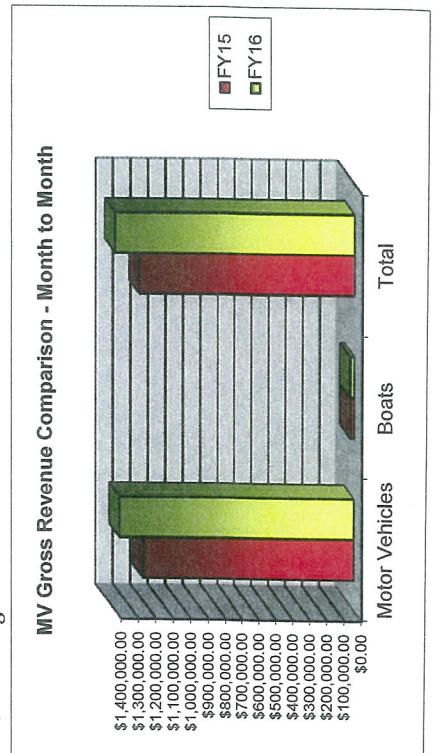
CHEROKEE NATION TAX COMMISSION

MARCH, 2016

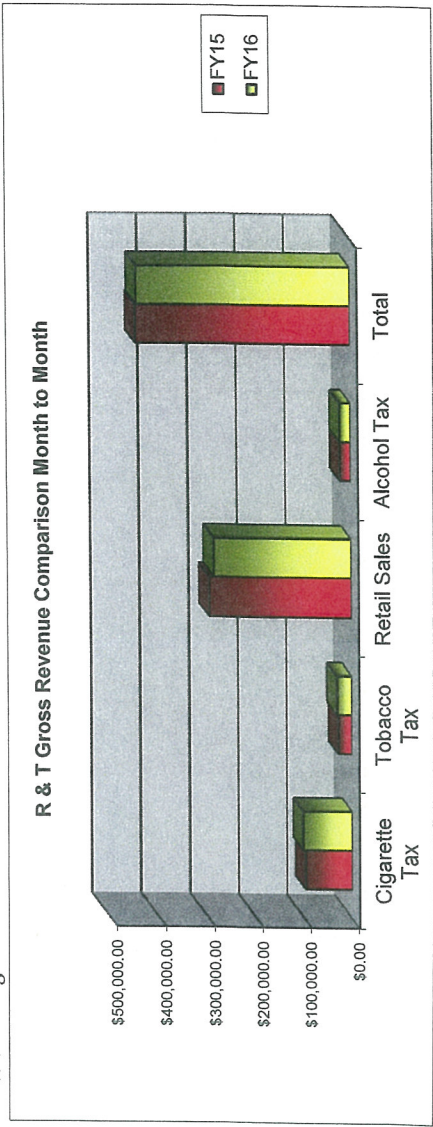
	Motor Vehicles	Boats	Total	Cigarette Tax	Tobacco Tax	Retail Sales	Alcohol Tax	Total
FY15	\$6,435,809.23	\$64,060.22	\$6,499,869.45	\$588,167.84	\$164,320.93	\$1,657,995.72	\$128,080.49	\$2,538,564.98
FY16	\$7,340,755.35	\$57,700.86	\$7,398,456.21	\$574,681.76	\$170,018.83	\$1,646,938.08	\$129,199.82	\$2,520,838.49
% of Change	14.06%	-9.93%	13.82%	-2.29%	3.47%	-0.67%	0.87%	-0.70%



	Motor Vehicles	Boats	Total
FY15	\$1,229,679.80	\$24,354.80	\$1,254,034.60
FY16	\$1,365,425.12	\$25,652.66	\$1,391,077.78
% of Change	11.04%	5.33%	10.93%



	Cigarette Tax	Tobacco Tax	Retail Sales	Alcohol Tax	Total
FY15	\$96,671.20	\$28,434.69	\$294,256.19	\$21,820.72	\$441,182.80
FY16	\$100,882.16	\$30,827.44	\$284,743.74	\$22,144.25	\$438,597.59
% of Change	4.36%	8.41%	-3.23%	1.48%	-0.59%



Reporter: Karen Ketcher Phone: 918-772-4130 Email: karen-ketcher@cherokee.org

I. Budget Highlights – please refer to Monthly Financial Report

Description of Budget exceptions: No budget exceptions to report. All three of the Self Governance Analyst positions remain vacant.

II. Program Highlights

1. IHS Contract Support Cost (CSC) Policy:

The Director of Finance and myself have been actively engaged with the IHS Contract Support Cost Policy workgroup in the development of a revised IHS CSC policy. Consultation meetings are now being conducted on that draft revised policy. We both attended the consultation held on April 26, 2016 at the Annual Tribal Self-Governance Consultation Conference. In cooperation with representatives from Health and our legal advisors, we are developing written comments to this revised draft policy which are specific to the Nation.

2 2015 Tribal Self Governance Activity:

On April 7, 2016, the Director, Office of Self Governance requested information on the Nation's Self Governance activities for FY 2015. This information is needed for the Secretary of the Interior to meet the requirements of Section 405 of P.L. 93-638, as amended, as they relate to the submission of the 2015 Annual Report to Congress on the relative costs and benefits of Tribal Self Governance and the implementing regulations contained in 25 CFR §§ 1000.380 to 382. Information is currently being collected from the various programs operated by the Tribe for compilation and submission to the Office of Self Governance.

3. 2016 Annual Self Governance Consultation Conference:


The Self Governance Interim Director, Director of Finance, and representatives from Health attended the annual conference. Among the IHS topics discussed were CSC revised policy, Medicare like rates final rule, CHEF funding and a proposed rule without consultation, reimbursement agreements with Veterans Affairs, Affordable Care Act/using Tribal insurance as payer of last resort and health facilities. DOI topics discussed included OMB and access of Tribes to crosscut funding/funding channeled through states and various agencies, establishment of a Tribal Budget Advisory Committee for OMB, Grant funding vs. Compact/contract funding, taxation, economic development, Indirect Cost, appointment of a Deputy Assistant Secretary in the Department of Transportation, and the expansion of P.L. 102-477.

4. Tribal Transportation Program:

In consultation with the Nation's Roads Department prepared and transmitted letters dated April 19, 2016 to the President and the Secretary of the U.S. Department of Transportation requesting the appointment of a qualified individual to serve as the first Deputy Assistant Secretary for Tribal Government Affairs within the DOT pursuant to the provisions of SAFETEA-LU.

5. IHS Joint Venture:

The Standards of Review and Approval of Contract Support Costs by the Indian Health Service provides guidance concerning the typical costs Tribes might expect to incur in undertaking contracting or compacting under the ISDEAA. In coordination with representatives from Health prepared a letter of notification that the Cherokee Nation will begin to incur pre-award costs necessary to plan, prepare for and assume operation of the W. W. Hastings Outpatient expansion under the Joint Venture Agreement (JV).



Ⴊႃႃႃ Ⴊႃႃ Ⴊႃႃႃႃႃ Ⴊႃႃႃႃ
 Cherokee Nation Gaming Commission
 Director's Report
 8 aPRIL 2016

2015 COMPACT FEE PAYMENTS

	State	Fair Meadows	OHRC	Sub-Total	YTD
Jan	\$ 981,450.52	\$ 59,321.41	\$ 226,890.37	\$ 1,267,662.30	\$ 1,267,662.30
Feb	\$ 1,401,235.47	\$ 59,538.10	\$ 233,129.81	\$ 1,693,903.38	\$ 2,961,565.68
Mar	\$ 1,409,873.71	\$ 58,721.36	\$ 237,432.87	\$ 1,706,027.94	\$ 4,667,593.62
Apr	\$ -	\$ -	\$ -	\$ -	\$ 4,667,593.62
May	\$ -	\$ -	\$ -	\$ -	\$ 4,667,593.62
June	\$ -	\$ -	\$ -	\$ -	\$ 4,667,593.62
July	\$ -	\$ -	\$ -	\$ -	\$ 4,667,593.62
Aug	\$ -	\$ -	\$ -	\$ -	\$ 4,667,593.62
Sept	\$ -	\$ -	\$ -	\$ -	\$ 4,667,593.62
Oct	\$ -	\$ -	\$ -	\$ -	\$ 4,667,593.62
Nov	\$ -	\$ -	\$ -	\$ -	\$ 4,667,593.62
Dec	\$ -	\$ -	\$ -	\$ -	\$ 4,667,593.62
YTD Adj.	\$ -	\$ -	\$ -	\$ -	\$ 4,667,593.62
	\$ 3,792,559.70	\$ 177,580.87	\$ 697,453.05	\$ 4,667,593.62	

NIGC Fee Payments	
March	\$ 73,521.00
June	\$ -
September	\$ -
December	\$ -
TOTAL	\$ 73,521.00

Total Compact & NIGC Fee Payments	\$ 4,741,114.62
--	------------------------

COMPACT FEE PAYMENT SUMMARY

	State	Fair Meadows	OHRC	Sub-Total	LTD
2005	\$ 2,948,594.00	\$ 500,040.00	\$ 1,478,858.36	\$ 4,927,492.36	\$ 4,927,492.36
2006	\$ 7,629,889.06	\$ 1,788,222.63	\$ 7,238,117.75	\$ 16,656,229.44	\$ 21,583,721.80
2007	\$ 11,472,065.73	\$ 962,047.93	\$ 4,573,604.66	\$ 17,007,718.32	\$ 38,591,440.12
2008	\$ 11,656,274.15	\$ 765,407.17	\$ 3,457,394.08	\$ 15,879,075.40	\$ 54,470,515.52
2009	\$ 12,258,076.70	\$ 749,466.52	\$ 2,393,709.96	\$ 15,401,253.18	\$ 69,871,768.70
2010	\$ 12,530,548.89	\$ 654,902.38	\$ 2,245,073.51	\$ 15,430,524.78	\$ 85,302,293.48
2011	\$ 12,842,971.99	\$ 624,666.63	\$ 2,263,371.18	\$ 15,731,009.80	\$ 101,033,303.28
2012	\$ 13,191,133.21	\$ 635,500.83	\$ 2,429,283.07	\$ 16,255,917.11	\$ 117,289,220.39
2013	\$ 13,775,089.66	\$ 671,503.73	\$ 2,454,446.83	\$ 16,901,040.22	\$ 134,190,260.61
2014	\$ 13,491,207.55	\$ 694,488.92	\$ 2,468,666.10	\$ 16,654,362.57	\$ 150,844,623.18
2015	\$ 14,936,985.92	\$ 710,606.84	\$ 2,660,767.00	\$ 18,308,359.76	\$ 169,152,982.94
2016	\$ 3,792,559.70	\$ 177,580.87	\$ 697,453.05	\$ 4,667,593.62	\$ 173,820,576.56
	\$ 111,795,850.94	\$ 8,046,246.74	\$ 31,002,525.50	\$ 173,820,576.56	

LICENSING SUMMARY

Location	Key Employee	PMO	Total
Roland	236	117	353
Ramona	84	43	127
Catoosa	955	373	1,328
Catoosa - SS	5	1	6
WSS	405	169	574
Tahlequah	131	74	205
Sallisaw	69	38	107
Ft. Gibson	93	32	125
WRD	80	30	110
Corporate	92	126	218
SCC	65	37	102
CNGC	-	60	60
TOTALS	2,215	1,100	3,315

VENDOR LICENSES

Entity	Class A	Class C	Exempt	Total
Companies	116	2	33	151
Individuals	881	11	-	892

GAMING MACHINES

Vendor	Catoosa	Cat SS	Ft. Gibson	Roland	Sallisaw	WSS	Ramona	Tahl.	SCV	WRD	Totals
CLASS II											
AGS	-	-	-	-	-	-	-	22	-	-	22
Bally	-	-	-	22	-	-	-	-	8	-	30
Cadillac Jack	8	-	-	8	-	8	8	-	-	-	32
Eclipse	-	-	-	-	-	-	-	21	-	-	21
GTAG/WMS	27	-	-	12	-	41	-	9	-	-	89
Multimedia	-	-	-	16	6	-	-	-	-	-	22
Nova	-	-	6	-	-	-	-	-	-	-	6
VGT	926	52	224	304	110	578	217	150	117	-	2,678
Sub-Total	961	52	230	362	116	627	225	202	125	-	2,900
COMPACT											
AGS	49	4	12	23	4	21	10	1	18	-	142
Ainsworth	43	-	6	22	6	27	8	14	-	6	132
Aristocrat	100	10	12	32	6	79	12	11	8	8	278
Aruze	52	-	12	24	-	33	20	10	6	-	157
Bally	245	6	60	76	18	150	59	30	27	29	700
IGT	482	5	69	122	58	327	40	83	42	50	1,278
Konami	77	-	24	42	12	89	40	23	22	17	346
Multimedia	77	-	26	40	14	61	32	16	20	10	296
Nova	12	-	-	16	6	6	8	8	8	-	64
Speilo	24	-	5	16	-	18	6	-	-	-	69
VGT	-	-	-	-	-	-	-	-	-	112	112
WMS	224	5	38	75	23	108	26	13	24	18	554
Sub-Total	1,385	30	264	488	147	919	261	209	175	250	4,128
Grand Total	2,346	82	494	850	263	1,546	486	411	300	250	7,028
Class II	961	52	230	362	116	627	225	202	125	-	2,900
% of floor	40.96%	63.41%	46.56%	42.59%	44.11%	40.56%	46.30%	49.15%	41.67%	0.00%	41.26%
Compact	1,385	30	264	488	147	919	261	209	175	250	4,128
% of floor	59.04%	36.59%	53.44%	57.41%	55.89%	59.44%	53.70%	50.85%	58.33%	100.00%	58.74%
TOTAL	2,346	82	494	850	263	1,546	486	411	300	250	7,028

CARD / TABLE GAMES

Card & Table Games				
Game	Catoosa	Roland	WSS	Total
Poker	13	6	8	27
3-Card Poker	2	-	-	2
Prog. 3-Card Poker	-	1	1	2
Ult. Texas Hold'em	1	1	-	2
Ult. Heads Up Hold'em	-	1	-	1
Progressive UTH	4	-	3	7
Blackjack	16	2	9	27
FreeBet Blackjack	4	1	1	6
21 + 3	2	1	2	5
Bonus Roulette	3	1	1	5
Casino War	1	-	-	1
House Money	-	-	-	-
Bonus Craps	1	-	-	1
TOTAL	47	14	25	86

HUMAN RESOURCES

April 2016

NASON MORTON, EXECUTIVE DIRECTOR
Extension 5682

Human Resources is currently working on the revision of Cherokee Nation Human Resources Policies and Procedures (CNHRPP), Chapter III, portions of Chapter II and portions of Chapter V. Benefits. As of April 29, 2016, the total numbers of Employee is 3666. Of those employees, 2996 are Cherokee and 312 are members of another Federally recognized tribe.

EMPLOYMENT/COMPENSATION

Processed	Monthly	YTD
Number of Employees Hired	38	206
% of Cherokees Hired	87	73
% of Indians Hired	5	15
# of Applications Received	417	1137
# of Interview Panels Sent	36	227
# of Terminations	22	220
# of Voluntary Terminations	20	109
# of Involuntary Terminations	2	111

BENEFITS

Processed	Monthly	YTD
Educational Reimbursement Requests	6	14
401(k) Distributions	41	172
401(k) Loans	30	82
401(k) Hardship	4	13
FMLA	43	168
COBRA	36	176
Short Term Disability	14	57

EMPLOYEE DEVELOPMENT

Orientations/Trainings Presented	Monthly	YTD
Trainings Presented	21	84