

Group: Marshal Service Month/Year of Report: July August 2016
Group Leader: Shannon Buhl Phone: 207-3800 Email: shannon-buhl@cherokee.org

I. Budget Highlights – please refer to Monthly Financial Report

II. Program Highlights for Juneuly:

<u>District 1</u> <u>412 North</u> Information Report (57) Warrants (6) Other Agency Assists (140) Warnings (820) Citations (14) Burglary/Theft/Larceny (2) Sexual Battery (1) Vandalism (1)	<u>District 2</u> <u>412 South</u> Information Report (921) Warrants (1116) Other agency assists (4971) Warnings (84) Citations (57) Alcohol/Drug Arrests (1) A&B/DV (21) Burglary/Theft/Larceny (13) Vandalism2 Vandalism (4)
--	--

III. Special Operations

Dive (03)
SWAT (00)

IV. Accomplishments

John Timothy-Oklahoma DARE Officers Association Conference
LD Drywater, John Timothy-OGIA Conference
Tyler Trammel-Hostage Negotiations Phase I&II
Cecelia Muskrat-LEAP Conference
John Timothy, Joe Rainwater, John Wofford, Matt Laney-SRT1
Mike Roach, Shannon Buhl-Dive TrainingSeabotix ROV Training-David Johnson
RAD Training-Shawwna Roach, Mike Roach, Kevin Jackson, Buddy Clinton
DARE Conference-Franky Dreadfulwater, John Timothy
Democratic National Convention-Shannon Buhl
2016 SMART Symposium-Suzanne Drywater
CLEET Reciprocity-Kasper Holmes, Erik Fuson

V. Security

Security Violations (3830)
Vehicle Assists (3331)
Incident Reports (68)

VI. Federal Facilities

Claremore (00)
Hastings (57) EDO

Three Rivers (0)
Redbird Smith (0)

VII. Community

Kevin Jackson, John Wofford, Joshua Smith-Remember the Removal Bike Ride
, **Danny Tanner**

Threat Assessment-Markoma Gym

Franky Dreadfulwater

Sally Bull-Welfare check on families due to heat

Peavine School-Meet with Superintendent for school year

Cherry Tree-Neighborhood Awareness

Kenwood-Meet with elders on school and community issues

Jay-Community meeting with Harley Buzzard

Career Services-Presentation for Summer Youth Groups

VIII. NAHASDA PATROLS:

District 1 0133229

District 2 0133390

Total 26619



CHEROKEE NATION TRIBAL COUNCIL RULES COMMITTEE REPORT

Group: Tax Commission

Month/Year of Report: August, 2016

Group Leader: Sharon Swepston

Phone:

E-mail: Sharon-swepston@cherokee.org

I. Budget Highlights

- a.) Please refer to the monthly financial report from Finance.

II. Program Highlights

a.) Motor Vehicle

1. Year to Date Motor Vehicle revenue for FY16 compared to FY15 as of June 30th 2016 & June 30th 2015, had an overall increase of 11.01%.
2. The month to month revenue comparison for June 2015 (FY15) compared to June 2016 (FY16) shows an increase of 5.08%.
3. The detail for all areas of revenue for motor vehicle is shown on the attached graphs.
4. FY16 new tags and renewal's issued in the Extended Jurisdictional Boundary for October 1,356, November 1,637, December 1,893, January 1,340, February 1,340, March 1,439, April 1,322, May 1,339, June 1,328, July 1,311.

b.) Revenue and Taxation Division

1. Year to Date Revenue and Taxation (Tobacco) for FY16 compared to FY15 as of June 30th 2016 & June 30th 2015, had an overall increase of 0.48%.
2. A month to month revenue comparison for June 2015 (FY15) compared to June 2016 (FY16) shows a decrease of 3.15%.
3. The detail for all areas of tax is shown on the attached graphs.

c.) Future Plans/New Initiatives

1. The next Tax Commission meeting is scheduled for September 21, 2016 at 4:30 pm in the CNTC Conference room.
2. The Veterans Sales Tax Exemption Cards have been mailed out to all qualified applicants. As of August 9, 2016 we have mailed out 219 Veteran Sales Tax Exemption Cards. CNE has implemented their upgraded system to process the new sales tax exemptions for Cherokee veterans.
3. We have received our report for June 2016 purchases and payment from the State of Oklahoma and rebates are scheduled to be distributed to the retailers by or before August 15, 2016.

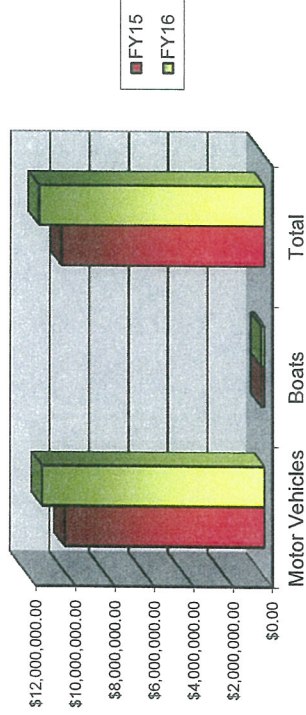


CHEROKEE NATION TAX COMMISSION

JUNE, 2016

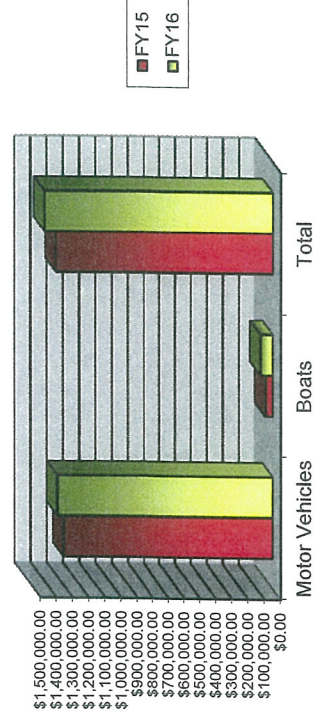
	Motor Vehicles	Boats	Total
FY15	\$10,163,357.06	\$174,357.76	\$10,337,714.82
FY16	\$11,293,995.92	\$181,827.99	\$11,475,823.91
% of Change	11.12%	4.28%	11.01%

MV Gross Revenue Comparison - Year to Date



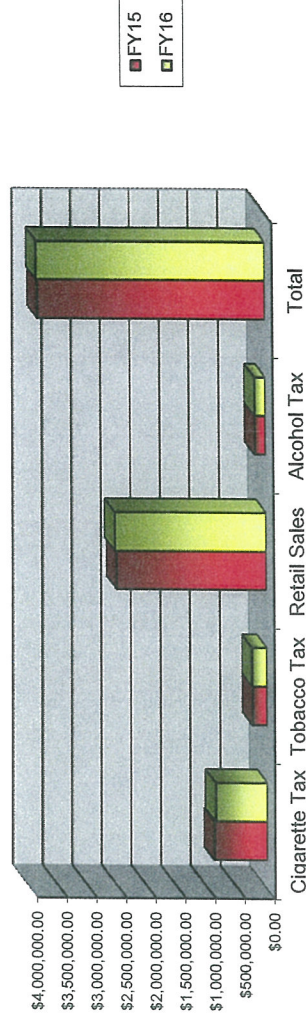
	Motor Vehicles	Boats	Total
FY15	\$1,307,364.34	\$47,994.54	\$1,355,358.88
FY16	\$1,346,966.41	\$77,282.92	\$1,424,249.33
% of Change	3.03%	61.02%	5.08%

MV Gross Revenue Comparison - Month to Month



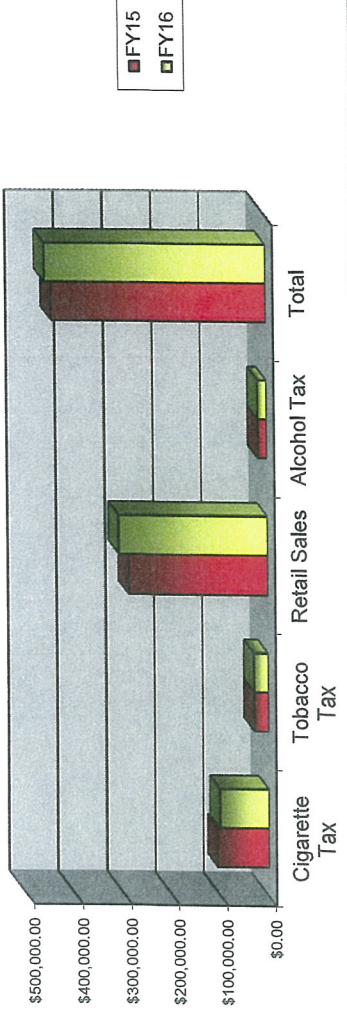
	Cigarette Tax	Tobacco Tax	Retail Sales	Alcohol Tax	Total
FY15	\$898,847.84	\$249,889.22	\$2,534,039.06	\$187,672.27	\$3,870,448.39
FY16	\$874,902.24	\$256,850.29	\$2,567,948.89	\$189,459.24	\$3,889,160.66
% of Change	-2.66%	2.79%	1.34%	0.95%	0.48%

R & T Gross Revenue Comparison Year to Date



	Cigarette Tax	Tobacco Tax	Retail Sales	Alcohol Tax	Total
FY15	\$105,759.20	\$29,423.44	\$288,558.08	\$18,351.90	\$442,092.62
FY16	\$100,487.68	\$29,349.22	\$308,041.17	\$18,128.26	\$456,006.33
% of Change	-4.98%	-0.25%	6.75%	-1.22%	3.15%

R & T Gross Revenue Comparison Month to Month



Cherokee Nation Election Commission

P.O. Box 1188, Tahlequah, OK 74465-1188

Email: election-commission@cherokee.org

Website: www.cherokee.org/elections



Phone: 918-458-5899

Toll Free: 1-800-353-2859

Fax: 918-458-6101

Rules Report July 2016

I. Budget Highlights

- a.) Submitted the FY17 budget with justification reports.

II. Program Highlights

- a.) Continuing internal audit.
- b.) Continuing to utilize the CN Recycle Office for used folders to utilize in the new filing system.
- c.) Revised Candidate Packet to be more efficient for future Candidates.
- d.) Revised Precinct Worker and Facilities Contracts for the 2017 Election.
- e.) Implemented a two day training with Hart Intercivic over election materials and database.
- f.) Revised and approved the Amended and Restated CNEC Handbook, Bylaws, and Rules and Regulations.

III. Accomplishments

- a.) Attended the following Services Meetings to register and educate voters: Will Rogers Downs Claremore, Jay Library, Ft. Smith Riverfront Pavilion, and Roland Casino.
- b.) Attended the following Community Meetings to register and educate voters: Jay Community Meeting hosted by Harley Buzzard.
- c.) CNEC is continuing to enhance our street guide database to accommodate district and precinct assignments.
- d.) CNEC has stayed current with monthly Tribal Registration deceased and relinquished citizen listings.
- e.) Continues to process Voter Registration Applications accordingly. See statistical report attached.

IV. Future Plans and Initiatives

- a.) The office staff and Commissioners will be attending community and services outreach events throughout the 15 districts.
- b.) The office staff will be scheduling events to educate and register voters at area schools, vo-techs, and hospitals.

Date Range: 07/01/2016 - 08/01/2016**Applications Received**

Voter Registration Applications	542
Absentee Applications	0
Total	542

Registration Applications Rejected

Insufficient Address	7
Legacy	0
No Roll Number	10
Not Signed	1
Under Age	2
Total	20

Deleted Registrations

Duplicate	7
Freedmen	0
Inactive	0
Voter Deceased	89
Voter Relinquished	4
Total	100

Registration Status Changes

Deleted Restored	4
Total	4

Reporter: Karen Ketcher Phone: 918-772-4130 Email: karen-ketcher@cherokee.org

I. Budget Highlights – please refer to Monthly Financial Report

Description of Budget exceptions: No budget exceptions to report. All three of the Self Governance Analyst positions remain vacant.

II. Program Highlights

1. 2017 Office of Special Trustee (OST) Self Governance Program MOUs:

Completed the first drafts of MOUs between the Nation and DOI/OST for (1) Beneficiary Processes Program and (2) Appraisal program for FY 2017 and forwarded to OST for comments. These MOUs when completed will be incorporated by agreement to the Nation's Multi-Year Funding Agreement. The purpose of the MOU is to detail the coordination, implementation, duties and responsibilities of each party for the Nation's operation of these programs.

2 DOI and IHS Self Governance Advisory Committee Meetings:

The Interim Director, Government Resources, Cliff Powell, Director of Finance, and Tom Elkins, Director of the Nation's Environmental Program attended the DOI and IHS Advisory Committee Meetings. DOI - Of particular interest to the Nation is the effort to expand Self Governance to EPA. Mr. Elkins has been instrumental in this effort. Tribes would like to see a pilot demonstration project implemented at EPA before the end of this administration based on existing statutory authority. IHS – Much of the discussions revolved around the quality of care in the Great Plains Area and the solicitation by IHS for management of Great Plains Hospitals. They are open to any ideas or suggestions from Tribes on how to improve health care in Great Plains. Other topics of discussion included contract support costs and veterans reimbursement agreements.

3. Ramah Settlement:

The Government has now completed payment to the Class of the full settlement amount, \$940 million plus \$7,965,659.39 in post-judgment interest. We are waiting for the Government to provide information about the impact of the Treasury Offset Program on the transferred funds. Once Treasury provides that information, Class Counsel will ask for the Court's approval of the Claim Form dollar amounts for each Class Member. They hope by mid-to-late August to have received that approval. Once that approval is obtained, the Settlement Administrator will send out individualized Claim Forms to each Class Member. The Claim Forms will contain a specific dollar share for each Class Member, based on the percentage shares in the Final Settlement Agreement, as modified by Court order when additional Class Members were discovered.

4. 2015 Self Governance Activity Report:

Thanks to all of the Nations DOI program Directors and staff the 2015 Self Governance Annual Activity Report was submitted in order for the Secretary to meet the requirements of Section 405 of P.L. 93-638 as it relates to the submission of the annual report to Congress.



GWYĀ DṢP ʌŌŌGḄḄY DḂḂḂḂ
Cherokee Nation Gaming Commission

Director's Report

25 august 2016

2016 COMPACT FEE PAYMENTS

	State	Fair Meadows	OHRC	Sub-Total	YTD
Jan	\$ 981,450.52	\$ 59,321.41	\$ 226,890.37	\$ 1,267,662.30	\$ 1,267,662.30
Feb	\$ 1,401,235.47	\$ 59,538.10	\$ 233,129.81	\$ 1,693,903.38	\$ 2,961,565.68
Mar	\$ 1,409,873.71	\$ 58,721.36	\$ 237,432.87	\$ 1,706,027.94	\$ 4,667,593.62
Apr	\$ 1,315,808.35	\$ 58,471.34	\$ 223,163.58	\$ 1,597,443.27	\$ 6,265,036.89
May	\$ 1,286,020.55	\$ 58,821.37	\$ 217,995.77	\$ 1,562,837.69	\$ 7,827,874.58
June*	\$ 1,224,242.81	\$ 58,254.66	\$ 202,382.61	\$ 1,484,880.08	\$ 9,312,754.66
July	\$ -	\$ -	\$ -	\$ -	\$ 9,312,754.66
Aug	\$ -	\$ -	\$ -	\$ -	\$ 9,312,754.66
Sept	\$ -	\$ -	\$ -	\$ -	\$ 9,312,754.66
Oct	\$ -	\$ -	\$ -	\$ -	\$ 9,312,754.66
Nov	\$ -	\$ -	\$ -	\$ -	\$ 9,312,754.66
Dec	\$ -	\$ -	\$ -	\$ -	\$ 9,312,754.66
YTD Adj.	\$ -	\$ -	\$ -	\$ -	\$ 9,312,754.66
	\$ 7,618,631.41	\$ 353,128.24	\$ 1,340,995.01	\$ 9,312,754.66	

* Includes \$35,000 Annual Oversight Payment to State

NIGC Fee Payments	
March	\$ 73,521.00
June	\$ 73,521.00
September	\$ -
December	\$ -
TOTAL	\$ 147,042.00

Total Compact & NIGC Fee Payments	\$ 9,459,796.66
--	------------------------

COMPACT FEE PAYMENT SUMMARY

	State	Fair Meadows	OHRC	Sub-Total	LTD
2005	\$ 2,948,594.00	\$ 500,040.00	\$ 1,478,858.36	\$ 4,927,492.36	\$ 4,927,492.36
2006	\$ 7,629,889.06	\$ 1,788,222.63	\$ 7,238,117.75	\$ 16,656,229.44	\$ 21,583,721.80
2007	\$ 11,472,065.73	\$ 962,047.93	\$ 4,573,604.66	\$ 17,007,718.32	\$ 38,591,440.12
2008	\$ 11,656,274.15	\$ 765,407.17	\$ 3,457,394.08	\$ 15,879,075.40	\$ 54,470,515.52
2009	\$ 12,258,076.70	\$ 749,466.52	\$ 2,393,709.96	\$ 15,401,253.18	\$ 69,871,768.70
2010	\$ 12,530,548.89	\$ 654,902.38	\$ 2,245,073.51	\$ 15,430,524.78	\$ 85,302,293.48
2011	\$ 12,842,971.99	\$ 624,666.63	\$ 2,263,371.18	\$ 15,731,009.80	\$ 101,033,303.28
2012	\$ 13,191,133.21	\$ 635,500.83	\$ 2,429,283.07	\$ 16,255,917.11	\$ 117,289,220.39
2013	\$ 13,775,089.66	\$ 671,503.73	\$ 2,454,446.83	\$ 16,901,040.22	\$ 134,190,260.61
2014	\$ 13,491,207.55	\$ 694,488.92	\$ 2,468,666.10	\$ 16,654,362.57	\$ 150,844,623.18
2015	\$ 14,936,985.92	\$ 710,606.84	\$ 2,660,767.00	\$ 18,308,359.76	\$ 169,152,982.94
2016	\$ 7,618,631.41	\$ 353,128.24	\$ 1,340,995.01	\$ 9,312,754.66	\$ 178,465,737.60
	\$ 111,795,850.94	\$ 8,046,246.74	\$ 31,002,525.50	\$ 178,465,737.60	

LICENSING SUMMARY

Location	Key Employee	PMO	Total
Roland	230	116	346
Ramona	83	41	124
Catoosa	966	361	1,327
Catoosa - SS	11	1	12
WSS	404	166	570
Tahlequah	134	75	209
Sallisaw	68	38	106
Ft. Gibson	94	31	125
WRD	75	30	105
Corporate	93	128	221
SCC	65	36	101
CNGC	-	60	60
TOTALS	2,223	1,083	3,306

VENDOR LICENSES

Entity	Class A	Class C	Exempt	Total
Companies	110	-	27	137
Individuals	834	-	-	834

GAMING MACHINES

Vendor	Catoosa	Cat SS	Ft. Gibson	Roland	Sallisaw	WSS	Ramona	Tahl.	SCV	WRD	Totals
CLASS II											
AGS	-	-	-	-	-	-	-	22	-	-	22
Bally	-	-	-	22	-	-	-	-	8	-	30
Cadillac Jack	20	-	-	8	-	8	8	-	-	-	44
Eclipse	-	-	-	-	-	-	-	21	-	-	21
GTAG/WMS	27	-	-	12	-	41	-	9	-	-	89
Multimedia	-	-	-	16	20	-	-	-	-	-	36
Nova	-	-	6	-	-	-	-	8	-	-	6
VGT	904	52	224	304	110	577	209	150	117	-	2,647
Sub-Total	951	52	230	362	130	626	217	210	125	-	2,903
COMPACT											
AGS	55	4	12	23	4	21	10	1	18	-	148
Ainsworth	43	-	6	22	6	27	8	14	-	6	132
Aristocrat	114	10	12	32	6	82	12	11	8	8	295
Aruze	52	-	12	24	-	33	14	10	6	-	151
Bally	248	6	64	76	14	160	59	30	27	29	713
IGT	480	5	69	122	58	325	50	83	42	50	1,284
Konami	77	-	24	42	12	86	39	23	22	17	342
Multimedia	77	-	26	40	-	65	32	16	20	10	286
Nova	12	-	-	16	6	6	8	-	8	-	56
Speilo	24	-	5	16	-	18	6	-	-	-	69
VGT	-	-	-	-	-	-	-	-	-	112	112
WMS	209	5	34	75	25	102	26	13	24	18	531
Sub-Total	1,391	30	264	488	131	925	264	201	175	250	4,119
Grand Total	2,342	82	494	850	261	1,551	481	411	300	250	7,022
Class II	951	52	230	362	130	626	217	210	125	-	2,903
% of floor	40.61%	63.41%	46.56%	42.59%	49.81%	40.36%	45.11%	51.09%	41.67%	0.00%	41.34%
Compact	1,391	30	264	488	131	925	264	201	175	250	4,119
% of floor	59.39%	36.59%	53.44%	57.41%	50.19%	59.64%	54.89%	48.91%	58.33%	100.00%	58.66%
TOTAL	2,342	82	494	850	261	1,551	481	411	300	250	7,022

CARD / TABLE GAMES

Card & Table Games				
Game	Catoosa	Roland	WSS	Total
Poker	14	5	8	27
3-Card Poker	2	-	-	2
Prog. 3-Card Poker	-	1	1	2
Ult. Texas Hold'em	-	1	-	1
Ult. Heads Up Hold'em	-	-	-	-
Progressive UTH	4	1	3	8
Blackjack	17	2	9	28
FreeBet Blackjack	4	1	1	6
21 + 3	2	1	2	5
Bonus Roulette	3	1	1	5
Casino War	-	-	-	-
House Money	-	-	-	-
Bonus Craps	1	-	-	1
TOTAL	47	13	25	85

HUMAN RESOURCES

July 2016

NASON MORTON, EXECUTIVE DIRECTOR
Extension 5682

Human Resources is currently working on the revision of Cherokee Nation Human Resources Policies and Procedures (CNHRPP), Chapter III. We are also working on a new performance management system for FY2017. As of August 1, 2016, the total number of Employees is 3676. Of those employees, 3003 are Cherokee and 306 are members of another Federally recognized tribe.

EMPLOYMENT/COMPENSATION

Processed	Monthly	YTD
Number of Employees Hired	38	316
% of Cherokees Hired	66	75
% of Indians Hired	8	11
# of Applications Received	301	2147
# of Interview Panels Sent	58	377
# of Terminations	34	307
# of Voluntary Terminations	30	184
# of Involuntary Terminations	4	123

BENEFITS

Processed	Monthly	YTD
Educational Reimbursement Requests	4	30
401(k) Distributions	40	325
401(k) Loans	16	140
401(k) Hardship	6	30
FMLA	37	272
COBRA	47	297
Short Term Disability	17	97

EMPLOYEE DEVELOPMENT

Orientations/Trainings Presented	Monthly	YTD
Trainings Presented	23	156

RISK MANAGEMENT
July 2016
NASON MORTON, EXECUTIVE DIRECTOR
Extension 5682

TRAINING:

Risk Management staff conducted safety trainings and participants were provided important safety information to help protect them from on the job hazards, the process they perform if they incur an injury on the job; and how to properly use Personal Protective Equipment effectively.

- | | |
|-------------------------------------|----------------------------------|
| - Tribal Facilities Safety Training | - Annual safety training at PACE |
| • Fall Protection- 50 attendees | • Back- 62 attendees |
| • Hazard Recognition- 50 attendees | • Fire- 62 attendees |
| • PPE- 50 attendees | • Haz Com- 62 attendees |
| • Heat Stress- 50 attendees | |

Total number of Trainees: 386

INSPECTIONS:

Life Safety Code and OSHA Regulation inspections are conducted the following construction sites:

- | | |
|-------------------------------|---------------------------------------|
| • Ho Chee Nee Chapel | • Ewart property |
| • Markoma Cafeteria | • Air Monitor Station on North Street |
| • Optometry office | • Heritage Center Amphitheater |
| • Sequoyah Chapel | • Building trades |
| • Bull Hollow Shop | |
| • Big acorn sawmill | |
| • Bull Hollow Caretaker house | |