

Group: Marshal Service Month/Year of Report: September 2016
Group Leader: Shannon Buhl Phone: 207-3800 Email: shannon-buhl@cherokee.org

I. Budget Highlights – please refer to Monthly Financial Report

II. Program Highlights for August:

<u>District 1</u> <u>412 North</u> Information Report (6) Warrants (4) Other Agency Assists (21) Warnings (2) Citations (13) Alcohol/Drug Arrests (7) A&B/DV (5) Burglary/Theft/Larceny (3) Auto Theft (1) Trespassing (1)	<u>District 2</u> <u>412 South</u> Information Report (10) Warrants (5) Other agency assists (79) Warnings (7) Citations (7) Alcohol/Drug Arrests (4) A&B/DV (2) Burglary/Theft/Larceny (1) Violation of PO (1) Trespassing (2) Unauthorized use of MV (1) Harassment (1) MVC (1) Threats (1)
--	--

III. Special Operations

Dive (1)
SWAT (2)
Task Force (54)

IV. Accomplishments

A-ONE Conference-Faron Pritchett
ALICE Instructor-Joe Rainwater, Jess Anderson
UTD-Danny Tanner, John Timothy, Mike Roach, Josh Smith
Criminal Investigator Training-Brian Catcher
EM Framework for Tribal Governments-Jeremie Fisher
Advanced CCRT/SART Conference-Shawwna Roach
NNALEA Conference-Scott Craig
Crow Agency Detail-Faron Pritchett, Preston Oosahwee, Kolton Holmes

V. Security

Security Violations (17)
Vehicle Assists (32)
Incident Reports (6)

VI. Federal Facilities

Claremore (0)
Hastings (1) EDO
Three Rivers (0)
Redbird Smith (0)

VII. Community

Shawwna Roach, Danny Tanner
ALICE Training-Markoma Gym

Franky Dreadfulwater
In-service training on bullying-Bell School

VIII. NAHASDA PATROLS:

District 1	0137
District 2	<u>0268</u>
Total	405



CHEROKEE NATION TRIBAL COUNCIL RULES COMMITTEE REPORT

Group: Tax Commission

Month/Year of Report: September, 2016

Group Leader: Sharon Swepston

Phone:

E-mail: Sharon-sweepston@cherokee.org

I. Budget Highlights

- a.) Please refer to the monthly financial report from Finance.

II. Program Highlights

a.) Motor Vehicle

1. Year to Date Motor Vehicle revenue for FY16 compared to FY15 as of July 31st 2016 & July 31st 2015, had an overall increase of 8.96%.
2. The month to month revenue comparison for July 2015 (FY15) compared to July 2016 (FY16) shows a decrease of 5.42%.
3. The detail for all areas of revenue for motor vehicle is shown on the attached graphs.
4. FY16 new tags issued in the Extended Jurisdictional Boundary for October 1,356, November 1,637, December 1,893, January 1,340, February 1,340, March 1,439, April 1,322, May 1,339, June 1,328, July 1,311, August 1,605.

b.) Revenue and Taxation Division

1. Year to Date Revenue and Taxation (Tobacco) for FY16 compared to FY15 as of July 31st 2016 & July 31st 2015, had an overall increase of 0.80%.
2. A month to month revenue comparison for July 2015 (FY15) compared to July 2016 (FY16) shows an increase of 3.54%.
3. The detail for all areas of tax is shown on the attached graphs.

c.) Future Plans/New Initiatives

1. The next Tax Commission meeting is scheduled for September 28, 2016 at 4:30 pm in the CNTC Conference room.
2. The Veterans Sales Tax Exemption Cards have been mailed out to all qualified applicants. As of September 8, 2016 we have mailed out 222 Veteran Sales Tax Exemption Cards. CNE has implemented their upgraded system to process the new sales tax exemptions for Cherokee veterans.
3. We have received our report for July 2016 purchases and payment from the State of Oklahoma and rebates are scheduled to be distributed to the retailers by or before September 15, 2016.

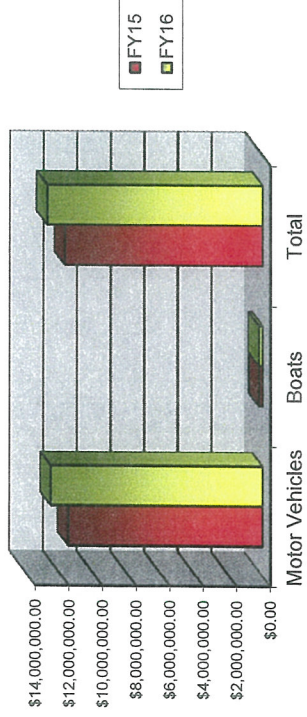


CHEROKEE NATION TAX COMMISSION


JULY, 2016

	Motor Vehicles	Boats	Total	Cigarette Tax	Tobacco Tax	Retail Sales	Alcohol Tax	Total
FY15	\$11,597,398.88	\$214,329.91	\$11,811,728.79	\$1,005,412.96	\$278,727.35	\$2,829,251.21	\$207,038.11	\$4,320,429.63
FY16	\$12,638,013.33	\$231,880.76	\$12,869,894.09	\$970,752.00	\$284,394.03	\$2,889,242.49	\$210,694.77	\$4,355,083.29
% of Change	8.97%	8.19%	8.96%	-3.45%	2.03%	2.12%	1.77%	0.80%

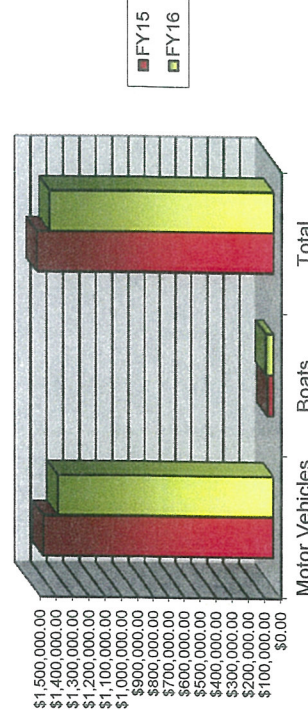
MV Gross Revenue Comparison - Year to Date




R & T Gross Revenue Comparison Year to Date



MV Gross Revenue Comparison - Month to Month



R & T Gross Revenue Comparison Month to Month



Cherokee Nation Election Commission

P.O. Box 1188, Tahlequah, OK 74465-1188

Email: election-commission@cherokee.org

Website: www.cherokee.org/elections



Phone: 918-458-5899

Toll Free: 1-800-353-2859

Fax: 918-458-6101

Rules Report August 2016

I. Budget Highlights

- a.) FY17 approved and submitted the last department template to Finance.

II. Program Highlights

- a.) Continuing internal audit with voters who have been identified having a bad address and deceased or relinquished voters.
- b.) Continuing to utilize the CN Recycle Office for used folders to use with the new filing system.
- c.) Finishing last steps on the Financial Disclosure Reports in Excel format.
- d.) Preparing the office for the relocation to the new CNEC Facility.
- e.) See attached statistical graph.

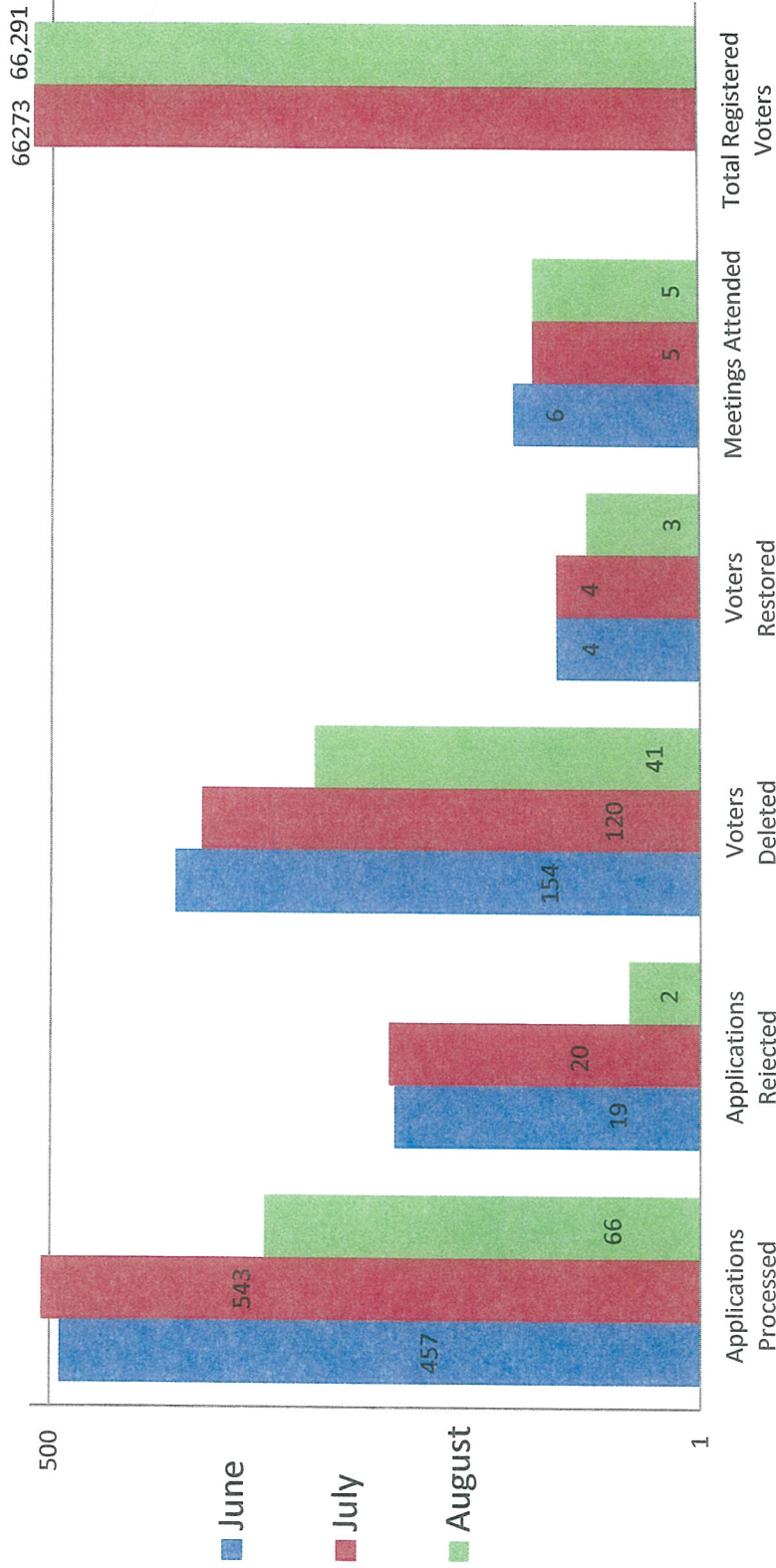
III. Accomplishments

- a.) Attended the following Voter Outreach Meetings to register and educate voters: Locust Grove Early Learning Center, Vinita Clinic, Will Rogers Health Center, and Sam Hider Health Center.
- b.) Attended the following Community Meetings to register and educate voters: Kenwood Community Meeting hosted by Curtis Snell.
- c.) CNEC is continuing to enhance our street guide database to accommodate district and precinct assignments.
- d.) CNEC has stayed current with monthly Tribal Registration deceased and relinquished citizen listings.
- e.) Continues to process Voter Registration Applications accordingly.

IV. Future Plans and Initiatives


- a.) The office staff and Commissioners will be attending community and services outreach events throughout the 15 districts.
- b.) The office staff will be scheduling events to educate and register voters at area schools, vo-techs, and hospitals.
- c.) Preparing for the 2017 Election Cycle.

August 2016 Report



Meetings Attended in August

1. Locust Grove Early Learning Center Voter Outreach
2. Jay Sam Hider Health Center Voter Outreach
3. Vinita Clinic Voter Outreach
4. Will Rogers Health Center Voter Outreach
5. Kenwood Community Meeting hosted by Curtis Snell



ᑭᑭᑭᑭ ᑕᑭᑭ ᑭᑭᑭᑭᑭᑭ ᑕᑭᑭᑭᑭᑭ
Cherokee Nation Gaming Commission

Director's Report

16 September 2016

2016 COMPACT FEE PAYMENTS

	State	Fair Meadows	OHRC	Sub-Total	YTD
Jan	\$ 981,450.52	\$ 59,321.41	\$ 226,890.37	\$ 1,267,662.30	\$ 1,267,662.30
Feb	\$ 1,401,235.47	\$ 59,538.10	\$ 233,129.81	\$ 1,693,903.38	\$ 2,961,565.68
Mar	\$ 1,409,873.71	\$ 58,721.36	\$ 237,432.87	\$ 1,706,027.94	\$ 4,667,593.62
Apr	\$ 1,315,808.35	\$ 58,471.34	\$ 223,163.58	\$ 1,597,443.27	\$ 6,265,036.89
May	\$ 1,286,020.55	\$ 58,821.37	\$ 217,995.77	\$ 1,562,837.69	\$ 7,827,874.58
June*	\$ 1,224,242.81	\$ 58,254.66	\$ 202,382.61	\$ 1,484,880.08	\$ 9,312,754.66
July	\$ 1,373,302.96	\$ 61,621.60	\$ 257,946.96	\$ 1,692,871.52	\$ 11,005,626.18
Aug	\$ -	\$ -	\$ -	\$ -	\$ 11,005,626.18
Sept	\$ -	\$ -	\$ -	\$ -	\$ 11,005,626.18
Oct	\$ -	\$ -	\$ -	\$ -	\$ 11,005,626.18
Nov	\$ -	\$ -	\$ -	\$ -	\$ 11,005,626.18
Dec	\$ -	\$ -	\$ -	\$ -	\$ 11,005,626.18
YTD Adj.	\$ -	\$ -	\$ -	\$ -	\$ 11,005,626.18
	\$ 8,991,934.37	\$ 414,749.84	\$ 1,598,941.97	\$ 11,005,626.18	

* Includes \$35,000 Annual Oversight Payment to State

NIGC Fee Payments	
March	\$ 73,521.00
June	\$ 73,521.00
September	\$ -
December	\$ -
TOTAL	\$ 147,042.00

Total Compact & NIGC Fee Payments	\$ 11,152,668.18
--	-------------------------

COMPACT FEE PAYMENT SUMMARY

	State	Fair Meadows	OHRC	Sub-Total	LTD
2005	\$ 2,948,594.00	\$ 500,040.00	\$ 1,478,858.36	\$ 4,927,492.36	\$ 4,927,492.36
2006	\$ 7,629,889.06	\$ 1,788,222.63	\$ 7,238,117.75	\$ 16,656,229.44	\$ 21,583,721.80
2007	\$ 11,472,065.73	\$ 962,047.93	\$ 4,573,604.66	\$ 17,007,718.32	\$ 38,591,440.12
2008	\$ 11,656,274.15	\$ 765,407.17	\$ 3,457,394.08	\$ 15,879,075.40	\$ 54,470,515.52
2009	\$ 12,258,076.70	\$ 749,466.52	\$ 2,393,709.96	\$ 15,401,253.18	\$ 69,871,768.70
2010	\$ 12,530,548.89	\$ 654,902.38	\$ 2,245,073.51	\$ 15,430,524.78	\$ 85,302,293.48
2011	\$ 12,842,971.99	\$ 624,666.63	\$ 2,263,371.18	\$ 15,731,009.80	\$ 101,033,303.28
2012	\$ 13,191,133.21	\$ 635,500.83	\$ 2,429,283.07	\$ 16,255,917.11	\$ 117,289,220.39
2013	\$ 13,775,089.66	\$ 671,503.73	\$ 2,454,446.83	\$ 16,901,040.22	\$ 134,190,260.61
2014	\$ 13,491,207.55	\$ 694,488.92	\$ 2,468,666.10	\$ 16,654,362.57	\$ 150,844,623.18
2015	\$ 14,936,985.92	\$ 710,606.84	\$ 2,660,767.00	\$ 18,308,359.76	\$ 169,152,982.94
2016	\$ 8,991,934.37	\$ 414,749.84	\$ 1,598,941.97	\$ 11,005,626.18	\$ 180,158,609.12
	\$ 111,795,850.94	\$ 8,046,246.74	\$ 31,002,525.50	\$ 180,158,609.12	

LICENSING SUMMARY

Location	Key Employee	PMO	Total
Roland	239	115	354
Ramona	86	39	125
Catoosa	970	371	1,341
Catoosa - SS	11	1	12
WSS	404	165	569
Tahlequah	134	75	209
Sallisaw	67	39	106
Ft. Gibson	86	32	118
Corporate	91	124	215
SCC	61	38	99
CNGC	-	59	59
TOTALS	2,149	1,058	3,207

VENDOR LICENSES

Entity	Class A	Class C	Exempt	Total
Companies	111	-	15	126
Individuals	835	-	-	835

GAMING MACHINES

Vendor	Catoosa	Cat SS	Ft. Gibson	Roland	Sallisaw	WSS	Ramona	Tahl.	SCV	WRD	Totals
CLASS II											
AGS	-	-	-	-	-	-	-	22	-	-	22
Bally	-	-	-	22	-	-	-	-	8	-	30
Cadillac Jack	20	-	8	8	6	8	8	8	-	-	66
Eclipse	-	-	-	-	-	-	-	21	-	-	21
GTAG/WMS	27	-	-	12	-	41	-	9	-	-	89
Multimedia	-	-	-	16	20	-	-	-	-	-	36
Nova	-	-	6	-	-	-	-	8	-	-	6
VGT	907	52	224	312	110	577	192	150	118	-	2,642
Sub-Total	954	52	238	370	136	626	200	218	126	-	2,920
COMPACT											
AGS	55	4	12	12	1	21	7	1	18	-	131
Ainsworth	45	-	6	22	6	27	8	14	8	6	142
Aristocrat	114	10	12	32	6	82	12	11	8	8	295
Aruze	52	-	12	24	-	33	14	10	6	-	151
Bally	248	6	64	76	14	148	59	30	26	29	700
Cadillac Jack	-	-	-	11	3	-	-	-	-	-	14
IGT	478	3	65	122	58	325	50	75	42	50	1,268
Konami	83	-	24	42	12	86	39	23	22	17	348
Multimedia	77	-	26	40	-	65	32	16	20	10	286
Nova	12	-	-	16	6	6	8	-	8	-	56
Speilo	24	-	9	16	-	18	6	-	-	-	73
VGT	-	-	-	-	-	-	-	-	-	112	112
WMS	203	7	26	67	19	113	26	13	16	18	508
Sub-Total	1,391	30	256	480	125	924	261	193	174	250	4,084
Grand Total	2,345	82	494	850	261	1,550	461	411	300	250	7,004
Class II	954	52	238	370	136	626	200	218	126	-	2,920
% of floor	40.68%	63.41%	48.18%	43.53%	52.11%	40.39%	43.38%	53.04%	42.00%	0.00%	41.69%
Compact	1,391	30	256	480	125	924	261	193	174	250	4,084
% of floor	59.32%	36.59%	51.82%	56.47%	47.89%	59.61%	56.62%	46.96%	58.00%	100.00%	58.31%
TOTAL	2,345	82	494	850	261	1,550	461	411	300	250	7,004

CARD / TABLE GAMES

Card & Table Games				
Game	Catoosa	Roland	WSS	Total
Poker	14	5	8	27
3-Card Poker	2	-	-	2
Prog. 3-Card Poker	-	1	1	2
Ult. Texas Hold'em	-	1	-	1
Ult. Heads Up Hold'em	-	-	-	-
Progressive UTH	4	1	3	8
Blackjack	17	2	9	28
FreeBet Blackjack	4	1	1	6
21 + 3	2	1	2	5
Bonus Roulette	3	1	1	5
Casino War	-	-	-	-
House Money	-	-	-	-
Bonus Craps	1	-	-	1
TOTAL	47	13	25	85

HUMAN RESOURCES

August 2016

NASON MORTON, EXECUTIVE DIRECTOR
Extension 5682

Human Resources is currently working on the revision of Cherokee Nation Human Resources Policies and Procedures (CNHRPP), Chapter III. We are also working on implementing a new performance management system for FY2017. As of August 31, 2016, the total number of Employees is 3661. Of those employees, 3001 are Cherokee and 289 are members of another Federally recognized tribe.

EMPLOYMENT

Processed	Monthly	YTD
Number of Employees Hired	25	341
% of Cherokees Hired	84	76
% of Indians Hired	12	11
# of Applications Received	407	2554
# of Interview Panels Sent	57	434

COMPENSATION

Processed	Monthly	YTD
# of Terminations	43	350
# of Voluntary Terminations	28	212
# of Involuntary Terminations	15	138

BENEFITS

Processed	Monthly	YTD
Educational Reimbursement Requests	4	34
401(k) Distributions	60	385
401(k) Loans	28	168
401(k) Hardship	7	37
FMLA	36	308
COBRA	62	359
Short Term Disability	8	105

EMPLOYEE DEVELOPMENT

Orientations/Trainings Presented	Monthly	YTD
Trainings Presented	30	186

RISK MANAGEMENT
August 2016
NASON MORTON, EXECUTIVE DIRECTOR
Extension 5682

TRAINING:

Risk Management conducted the below safety trainings to Head Start during the month of August, 2016:

- | | |
|-----------------------------|-----------------------------------|
| - Head Start Staff Training | - Head Start Supervisors Training |
| • Earthquake Safety 85 | • Earthquake Safety 20 |
| • Tornado Safety 85 | • Tornado Safety 20 |
| • Fire Extinguisher 85 | • Fire Extinguisher 20 |

Total number of Trainees: 315

Year to Date figures for number attendees attending Risk Management training is 2,437.

INSPECTIONS:

Life Safety Code and OSHA Regulation inspections are conducted on the below sites in addition to locations for all Holiday activities:

- Courthouse Square
- Powwow Grounds
- Fishing derby pond
- Softball fields
- One Fire Field
- Heritage Center Grounds
- Parade Lineup
- Tahlequah properties dumpster enclosures