



Cherokee Nation Tribal Council Health Committee Report

Claremore Indian Hospital

Month/Year of the report: August 2016

George L Valliere 918-342-6434

Email: george.valliere@ihs.gov

Accomplishments:

- **Staffing:** Active announcements out for Chief of Family Medicine, Chief of Surgery and Hospitalists.
- **Visits:** Outpatient visits for August up 10.5% over the same period the previous year.
- **Revenues:** Revenues for FY2016 increased 29.4% over the same period the previous year.

Future Plans / New Initiatives:

- New Services:
 - Orthopedic patients still being sent to Dr. Wheeler in OKC. Bids for contract in Tulsa area are still being negotiated.

Workload:

Actual numbers/month

Outpatient visits up	10.5%	25,443
Dental visits down	24.6%	833
Admissions up	36.7%	123
Newborns up	37.0%	37
New charts		431
Reactivated Charts		439

These statistics are compared to FY2015 statistics for the same time period. (August)
Occupancy rate for August 2016: 14.3%

Third Party Collections:

August collections

Medicare:	\$ 535,831.69
Medicaid:	918,235.42
Private Insurance:	1,544,092.19
V.A.	<u>44,640.25</u>

\$ 3,042,799.55

Year-to-date collections for FY 2016: \$ 21,328,320.88

Amount billed for August 2016: \$ 4.5 million

Collections are up compared to FY2015 collections for same time period. \$ 4,849,480.90

Percentage of account receivables pending for claims > 120+ days: 3%

PRC Activities:

August cases

Funded:	333 cases: \$ 1,314,833.00
Denials:	212 cases: \$ 907,536.00
Deferred:	298 cases: \$ 308,514.00
CIH clinics:	18 cases

Files to Committee 843

Cherokee Nation Tribal Council Health Committee report

Report By

Connie Davis, MSN, RN

Executive Director Health Services

September 2016

Table of Contents:

I. Charts and Tables.....3-9

- Ambulatory Care Patient Visits by Clinic August 2014-2016
- Total Ambulatory Patients Visits- August 2014-2016
- RX by Site, August 2016
- Dental Services Trends August 2014 - 2016
- Total 3rd Party Revenue Comparison All Clinics (Oct 2014-July 2016)
- 3rd Party Revenue by Clinic (Oct 2014-July 2016)
- 3rd Party Revenue Comparison CN WW Hastings Hospital (Oct 2014-July 2016)
- Monthly Cash Collection by Fiscal Year
- Staffing Trend- August 2016
- Top Diagnosis by Clinic

II. Executive Summary Report.....9-13

- Health Professional Recruitment Activity Report

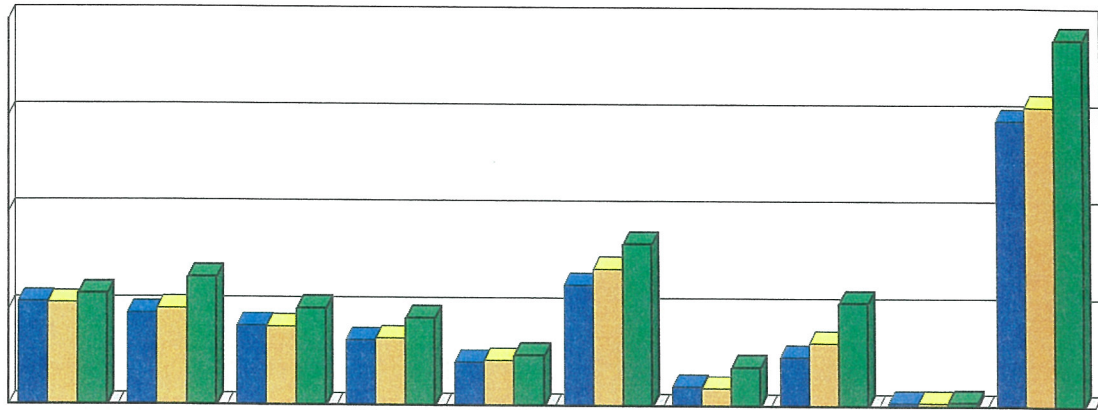
III. Zika In Your Area Report.....14-15

IV. CHS Report as of August 31, 2016.....16

Charts



AMBULATORY CARE VISITS BY CLINIC, AUGUST 2014- 2016

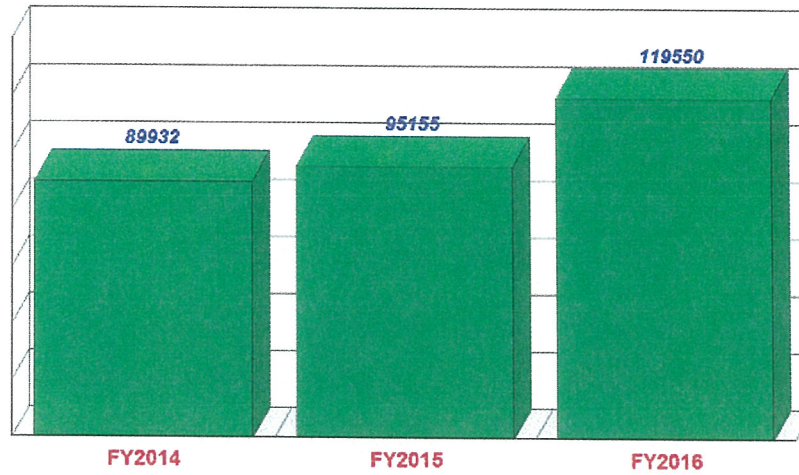


	WPM	RBS	AMO	JAY	NOW	MUSK	CHC	VINITA	GADUGI	HASTINGS
■ FY2014	10725	9569	8264	6844	4593	12634	2127	5111	480	29585
■ FY2015	10668	10064	8249	7017	4759	14271	1925	6610	485	31107
■ FY2016	11596	13268	10059	9094	5307	16901	4099	10725	450	38051

■ This report is based on ambulatory care visits by one or more of the following discipline
 ■ Physician, PA, NP, Dentist, Pharmacist, Behavioral Health Clinicians



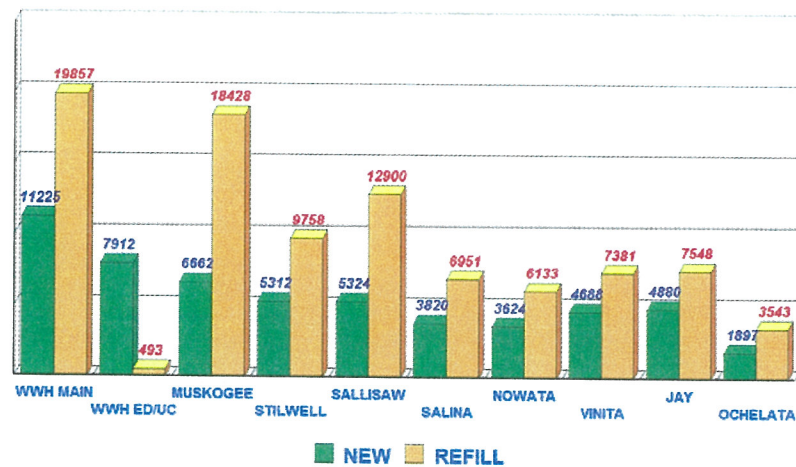
TOTAL AMBULATORY PATIENTS VISITS AUGUST 2014-2016



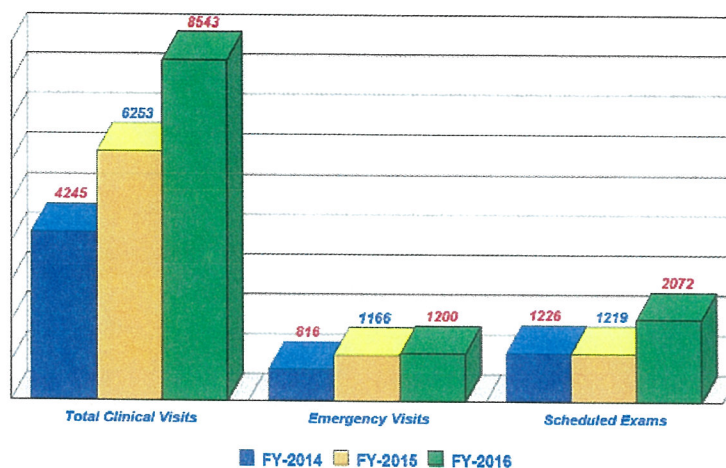
■ This report is based on ambulatory care visits from Clinics and CN-Hastings Hospital



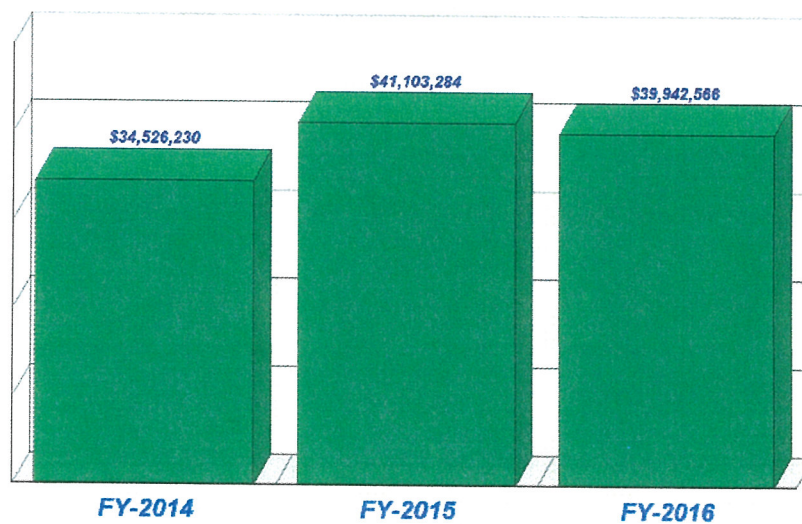
RX BY SITE AUGUST 2016



Dental Services Trend August 2014- 2016

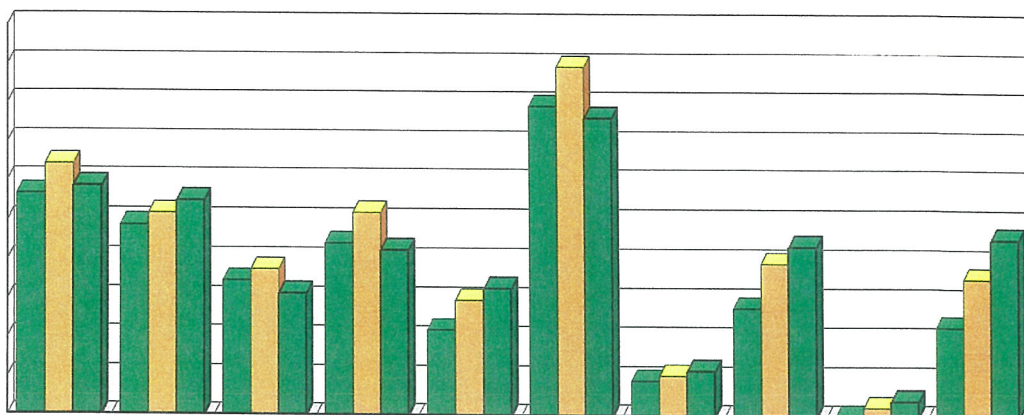


Total Third Party Revenue Comparison (All Clinics only) OCT- JULY 2014-2016






Third Party Revenue by Clinic OCT- JULY 2016



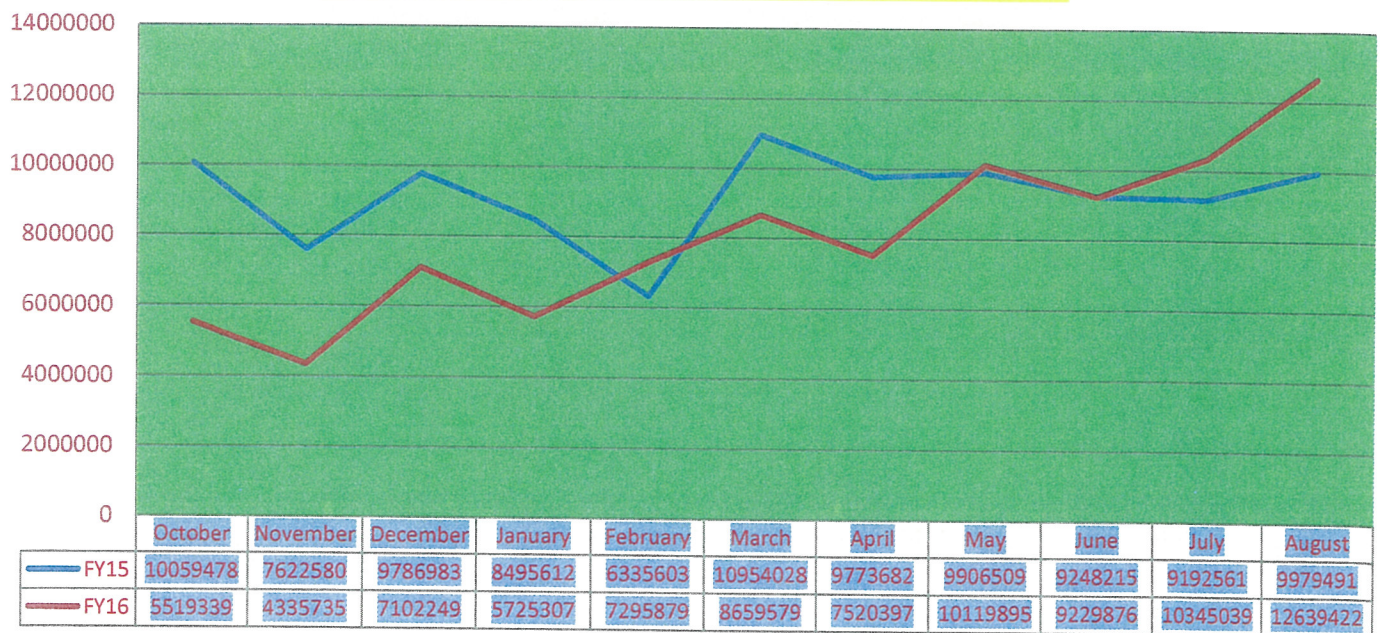
	Stilwell	Sallisaw	Jay	Salina	Nowata	Muskogee	Ochelata	Vinita	Ga Du Gi	Dental
FY-2014	\$5,648,126	\$4,864,112	\$3,446,992	\$4,408,838	\$2,201,470	\$7,930,483	\$911,799	\$2,786,348	\$21,547	\$2,306,515
FY-2015	\$6,412,600	\$5,150,645	\$3,737,859	\$5,178,150	\$2,957,639	\$8,931,959	\$1,035,087	\$3,926,207	\$232,284	\$3,540,854
FY-2016	\$5,821,642	\$5,470,811	\$3,104,364	\$4,233,304	\$3,251,799	\$7,614,843	\$1,152,750	\$4,349,128	\$397,432	\$4,546,493



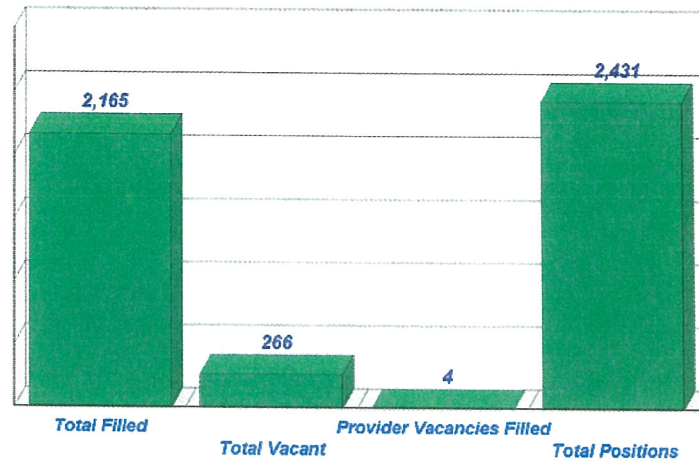
Third Party Revenue Comparison CN WW Hastings Hospital OCT- JULY 2014-2016



Monthly Cash Collection by Fiscal Year



Staffing Trend August 2016



Top Diagnosis by Clinic

Sam Hider HC	#	Total Visits
Essential (primary) hypertension	519	3183
Type 2 diabetes mellitus without complications	270	
Other specified diabetes mellitus without complications	114	
Hyperlipidemia, unspecified	103	
Type 2 diabetes mellitus with hyperglycemia	99	

Ochelata HC	#	Total Visits
Essential (primary) hypertension	224	1246
Type 2 diabetes mellitus without complications	142	
Hyperlipidemia, unspecified	132	
Encounter for screening, unspecified	123	
Encounter for screening for other viral diseases	89	

Ga Du Gi HC	#	Total Visits
Encounter for administrative examinations, unspecified	88	387
Acute maxillary sinusitis, unspecified	83	
Acute maxillary sinusitis	82	
Allergic rhinitis due to pollen	59	
Encounter for examination for participation in sport	34	

Three Rivers HC	#	Total Visits
Encounter for administrative examinations, unspecified	577	4720
Essential (primary) hypertension	451	
Type 2 diabetes mellitus without complications	273	
Encounter for routine child health examination without abnormal findings	234	
Hyperlipidemia, unspecified	202	

Will Rogers HC	#	Total Visits
Essential (primary) hypertension	408	
Type 2 diabetes mellitus without complications	280	1776
Hyperlipidemia, unspecified	226	
Encounter for screening, unspecified	102	
Encounter for administrative examinations, unspecified	100	

A MO HC	#	Total Visits
Type 2 diabetes mellitus without complications	476	3046
Encounter for administrative examinations, unspecified	421	
Essential (primary) hypertension	381	
Encounter for screening, unspecified	270	
Vitamin D deficiency, unspecified	204	

Redbird HC	#	Total Visits
Essential (primary) hypertension	537	3834
Encounter for administrative examinations, unspecified	356	
Type 2 diabetes mellitus without complications	273	
Other specified diabetes mellitus without complications	215	
Encounter for immunization	196	

Wilma P Mankiller HC	#	Total Visits
Essential (primary) hypertension	470	3504
Encounter for general adult medical examination without	203	
Other specified diabetes mellitus without complications	203	
Type 2 diabetes mellitus without complications	199	
Encounter for administrative examinations, unspecified	168	

Vanita HC	#	Total Visits
Essential (primary) hypertension	256	3183
Type 2 diabetes mellitus without complications	209	
Hyperlipidemia, unspecified	147	
Encounter for administrative examinations, unspecified	139	
Generalized anxiety disorder	127	

WW Hastings HC	#	Total Visits
Essential (primary) hypertension	1294	
Type 2 diabetes mellitus without complications	591	10045
Pregnant state, incidental	567	
Hyperlipidemia, unspecified	557	
Encounter for administrative examinations, unspecified	499	

Summary Highlights for the month of August, 2016

- A-MO Health Center (AHC):** 32 new charts; New provider – Nicole Munoz, APRN; Nursing staff and APRN's conducted school sports physicals at Kenwood; PHNs had booth at Councilman Curtis Snell's community meeting; new generator installed. **Cooweescoowee Health Center (CHC):** 130 new/re-activated charts; PHNs held a vaccine clinic at Caney Valley Middle School; CHC hosted a Cultural Presentation & Dinner

for Citizens/Community; Dr. Bret Seamons is the new Optometrist; New Behavioral Health APRN – Damaris Deutsch. **Sam Hider Health Center (SHHC):** WIC celebrated World Breastfeeding Week; SHHC hosted the Cherokee Nation Child Support Services Open House; Donnita Nipps selected as Employee of the Month; Dr. Henry Smith and Christi Caywood received Above and Beyond Awards; Cindy Martin and Kim Osburn from TRHC held a Process Mapping and Through the Eyes of Your Patient training for SHHC staff. **Three Rivers Health Center (TRHC):** Employees of the Month – Missy Ross & Mark McCoy. **Vinita Health Center (VHC):** 149 new charts; Mental Health First Aid training for front line staff; VHC float won the Marshal's Award in the 80th Annual Will Rogers Memorial Rodeo Parade; VHC participated in the Craig County Back to School Bash – staff collected and donated school supplies, the PHNs provided immunizations and hand-washing demonstrations, 424 children were in attendance. **Will Rogers Health Center (WRHC):** Blood Pressure Clinics for Nowata Senior Citizens, Delaware Tribal Seniors, and City of Delaware Senior Citizens; two nurses were in the Top 100 Oklahoma Nurses – Trisha Ford and Rebecca Kidwell; PHNs taught CPR to 30 local teachers and Blood Borne Pathogen Training to 70 local teachers and support staff. **Wilma P. Mankiller Health Center (WPMHC):** PHN staff participated in Stilwell Hwy 51 Fire Department Safety Fair; Blood Drive; Leah Bailey, DO, accepted as a Fellow of the American Academy of Family Physicians.

CN-WW Hastings Hospital- Two of our physicians, Dr. Charity Holder and Dr. Anna Miller, participated in Opioid Abuse Roundtables hosted by Congressman Markwayne Mullin. This is an effort to engage stakeholders in assessing and developing strategies to combat opioid abuse in our area.

- Our medical staff has elected new leadership with the election of Dr. Dustin Beck, D.O., as Chief of Staff and Dr. Charity Holder, D.O., as Assistant Chief of Staff.
- In keeping with our striving towards an excellent patient experience, we conducted our monthly Patient Breakfast on Thursday, August 25th. We hosted several patients and asked them for their insight on our hospital as well as sharing with them news and developments from our facility.

Dr. Charity Holder's Obesity Elimination Project has assisted patients in **losing over 500 pounds** since she initiated this effort in January of this year. Dr. Holder's multi-faceted approach to healthy weight loss has yielded excellent benefits for our patients.

- W.W. Hastings has been recognized for receiving **four out of five stars** from the Centers for Medicare and Medicaid Services (CMS) due to our performance in clinical quality metrics and patient satisfaction as measured via Hospital Consumer Assessment of Healthcare Providers and Systems (HCAHPS).

Patient Access

- The Emergency Department and Urgent Care provided care to **6,516** patients during August with a Left Without Being Seen (LWOBS) rate of 5%.
- Surgical Services performed **386 surgical procedures** during August 2016.
- Patient Transport transported **197 patients** during August 2016

- **Dental Services: Clinical visits** include Exams, Emergency Exams, Return Visits for Treatment, Diabetic Screenings, and Headstart Screenings **8,543**. **Scheduled Dental Examinations** for routine care; **2,072** Clients were served. **Emergency Exams-** These are unscheduled walk in patients **1200**. **Community Dentistry:** Community Dentistry team is responsible for visiting schools and Headstart programs to do sealant and fluoride applications. This team travels to clinics without Dental Clinics to do screenings and facilitate patient access. They also coordinate education services and community meetings. **Services Provided by Community P Team:** **260** Screenings, **257** Fluoride applications done this month. **108** people participated in the patient education classes

- **Public Health Nursing–** provided **703** home visits, **64** post-partum checkups. In addition **428** patients were transported.
- **JBC–** Served **26** clients; of those 17 were males and 09 were females. JBC staff did numerous outreach activities thorough out tribal jurisdiction. Vickie Goodnight attended the CARF "Transforming Outcome Data into Management Information" Conference in Boston, MA

- **Dietary Services**—1,081 clients were provided dietary counseling services. The services include Classes for Diabetes, hypertension, Weight Mgmt., and healthy cooking. Nutrition Education Classes for Elementary School Students; Employee Health Challenge. MNT Classes: 50 number of participants in the classes. Worksite or Community Classes/Presentations: 61.
- **Staffing Report**— Total positions: 2,431; of these 2,165(89.0%) are filled, 266(11%) are vacant. **Four provider** vacancies were filled.
- **Health facilities** The facilities staff provided a Construction Risk Assessment for the Vinita health Center. Facilities crew opened 134 Preventative Maintenance work orders, completing 114 or 85%. Facilities crew completed 146 of the 153 call in work orders. Presented alternate shape design for Joint Venture building, prompting a change in final design. Performed test of HVAC filters which will eliminate many pre filters at several Health Centers. Contractor completed wiring to connect emergency generator to the AMO Health Center. Contracted for electrical monitoring of primary power to the Redbird Smith Health Center, to determine if a power problem exists. Health Services vehicle fleet stands at 162 vehicles.
- **Community Health Promotion**- The program works directly with Cherokee communities, youths, and schools within the CN Jurisdiction to support healthy lifestyles and sponsors risk prevention. The program offered Smoking Cessation classes at various locations.
- **Community Recreation Center**
 Total Members: 10,033
 Revenue: \$4,355.00
 Total Visits: 8,920
 Total Group Fitness: 3,797
 Total Child Watch: 594
- **Public Health Accreditation** - We are now the first tribal health center to be PHAB accredited.
- **Youth Risk Behavior Survey** -will be conducted pending approval by the CDC .
- **Sequoyah County PHEs Mary Owl and Lacey Wallace**- Running 101 group meets at Central track at 8:15am on Tuesdays .Smoking Cessation classes are being offered to patients and community at Redbird Smith Health Center on Wednesdays from 1 pm – 2:20 pm. PHEs mailed out and posted flyers for offering a 6-week smoking cessation class starting Thursday September 8th at 5:15 pm at Redbird Smith Health Center in the community room. Smoking Cessation bulletin board was developed advertising classes for day and evening classes along with contact information. The bulletin board was placed in the clinic lobby area for patients to be aware of services. After the Redbird Smith 5k we hosted our second annual back to school in action event at the Sallisaw Park. Partners involved will be Ki Bois as the main event host, Cherokee Nation, Health and Wellness, CREOKS, Central Youth Coalition, and People Inc. Vendors had games set up and giving away school supplies for the kids. Our PICH grant purchased watermelons from a local farmer and hosted a taste test event with watermelons and talked about our 5-2-1-0 program. We had 192 kids check in for the event. Aquaponics Greenhouse is underway at Brushy Public School. Brian Warner donated \$5000 to the project which will be used for concrete. Brushy Organization and School are very excited to get this project underway. Conducted Pre BMI for the fall semester Health Leadership award at Marble City elementary K-4th grades (55 kids).
- **Cherokee County – PHE Hillary Mead and Sonya Davidson** – PHE's completed BMIs with Cherokee Elementary k-5th grade students on August 23rd and 24th. Roughly 450 students were weighed and measured during those two days. PHE's attended the Oklahoma Turning Point Conference on August 31st and September 1st. The conference included speakers in the areas of tobacco, nutrition, physical activity, and social media. School Health Leadership awards went out to Briggs, Cherokee Elementary, Grandview, Hulbert, Keys, Lowrey, Shady Grove, Tenkiller, and Woodall schools. Keys Elementary is the only school I am waiting to hear back from. All the other schools have accepted the award.

- **Adair County – PHEs Charlie Stilwell and Tresa Eagle** -PICH funding, PHE's bought more mason jars and kitchen equipment for our elder program and the Maryetta community to help enhance their cooking classes with their youth. Summer gardens are coming to an end and fall gardens are ready to be planted. PHE's offered a tobacco cessation class on Wednesdays at noon here at the Wilma P. Mankiller Clinic. PHE's are also working with TSET and will be working with the Bank of Commerce on a smoking cessation class for their employees. PHE's started the Walking 101 Club and had 25 participants that signed up and they each received their own pedometers to keep track of their miles. They started their first week and turned in their first turn-in sheet on September 6, 2016. The turn-in sheet consists of the number of miles they walked during each week. The participants will also have a log sheet that they will keep for their own records. PHE's scheduling BMI's and appointments to facilitate the school health index meetings with the nine schools that have received our Leadership grant. Schools that received the School Health Leadership Awards: Bell, Greasy, Rocky Mountain, Zion, Maryetta, Cave Springs, Dahlongah, Stilwell Elementary, and Peavine Schools.
- **Delaware/Ottawa Counties –PHEs Trisha Nichols and Cindy Tuder**-PHEs met with the Delaware County Community Partnerships. Discussion on Certified Healthy Businesses and working with the City of Jay to be certified. Meeting and discussion on food programs and activities with the Boys and Girls Club.
- **Maves and Rogers Counties– PHEs Tony Ballou and Ronnie Neal** -PHE provided 1-on-1 smoking cessation counseling at the AMO Health Center in Salina.PHE's provided tobacco prevention and information about the 53210 at several "Back to School" events at: Claremore, Pryor, Chouteau, Verdigris, Foyil, and Osage School Districts. Over 800 families in Rogers and Mayes Counties. Lori Helton Superintendent contacted PHE requesting additional 24/7 Tobacco Free Signage for her campuses in Locust Grove, a non-compliance issue is arising at some of the athletic fields. PHE's and superintendent have requested that the local Police Department patrol the athletic fields, make announcements and remind parents/fans of our 24/7 Tobacco Free policy and non-compliance could result in a fine.Promote the Smoking Cessation Class that will begin on September the 12th here at the AMO Salina Health Clinic. PHE sat up an information table at the Salina Open House on the 15th visited with a lot of students and parents about the dangers of commercial tobacco, nutrition, exercise. etc.
- **Muskogee County – PHE Jason Shelor and Stephanie Buckskin**-PHEs working with schools on BMIs and those who were awarded the Principal Chiefs Leadership Grant. Webbers Falls, Council Hill, Summit, Oktaha, Haskell, Wainwright, Taft and Boynton have requested technical assistance in health promotion for their communities. Tobacco Cessation clinic operating at Three Rivers Health Center. PHEs working with Muskogee County Health Department and the Muskogee Housing Authority to develop a presentation on tobacco free housing and cessation services for Muskogee County. Presentations are scheduled for October. Fitness assessments at Three Rivers Health Center have begun for those who have been diagnosed as pre-diabetic I-II, Obese, Pre- and Hypertensive. There are currently 33 patients in the program. TRHC is hosting a bootcamp every week for employees and other people in the community. A Diabetes Prevention Program is schedules to begin in January, 2017.PHEs working with Warner Public Schools on a community garden.
- **Washington/Craig/Nowata Counties – PHE Amy DeVore** -Fire Up the Lions 5K was completed with 273 runners. BMIs completed for Bluejacket Elementary School
- **Contract Health Services**– During the month of August 2016, CHS program processed 7,648; of those 7,432(97.1.9%) were approved at the cost of \$ 2,776,172.
- **Behavioral Health Services**— A range of behavioral health Services were provided across **1991 patient visits** to Behavioral Health. The services provided ranged from psychiatric services to rigorous psychological assessments to parent-child interaction therapy and included individual, group, and marriage and family therapy.

Health Professional Recruitment Activity Report

Health Facilities					
Location	Specialty	Vacated by	Recruitment Activity	Start Date	Ethnicity
SHHC, Jay	R/FT Physician	Westenhaver	Recruiting (Pediatrician/Meds-Peds)		
SHHC, Jay	R/FT Physician	Eaton	Recruiting		
SHHC, Jay	R/FT Physical Therapist	NEW	candidate declined, readvertising		
A-Mo, Salina	R/FT Physician	NEW	Recruiting		
A-Mo, Salina	R/FT APRN	Clinton Childs, physician converted to APRN	Nicole Munoz (IHSpayback)	8/22/16	Delaware
Vinita	R/FT Physician	Pearish(to Med Dir.)	Re-opened /Readvertising		
Vinita	R/FT Physician	Hardy	LOC-pending documents	pending Jan'17	Cherokee
Vinita	R/FT Physician	New	LOC-pending documents	pending Jan'17	Caucasian
Cooweescoowee, Ochelata	R/FT APRN (BH)	New	Damaris Deutsch	8/8/16	Caucasian
WPM, Stilwell	R/FT Physician	Carmelo Echeverria	David Cook, DO (IHSpayback)	8/29/16	Cherokee
WPM, Stilwell	R/FT Physician	NEW FY16	Recruiting		
WPM, Stilwell	R/FT APRN	Mercer	Justification submitted, pending approval		
Redbird, Sallisaw	R/FT Physician	Brian Rodgers	Recruiting		
Redbird, Sallisaw	R/FT Physician	Heather Oneal	Recruiting		
Redbird, Sallisaw	R/FT Physician	NEW FY16	Recruiting		
Redbird, Sallisaw	R/FT Pharmacist	Lance Woodard	Recruiting		
TRHC, Muskogee	R/FT Physician, Peds	Graham	Therese Amigo, MD	pending 9/26	
TRHC, Muskogee	R/FT APRN, Peds	Nottingham	Amy Ceselski	pending 9/26	

W.W. Hastings Hospital & Behavioral Health					
Department	Status/Specialty	Vacated by	Recruitment Activity	Start Date	Ethnicity
OB/GYN	R/FT CNM	Rebecca Stephenson	Melanie Mosier	8/22/16	Caucasian
OB/GYN	R/FT CNM	Nathan Tillotson, Physician position converted to CNM & APRN	Reopened/ Readvertising		
OB/GYN	R/FT APRN		Interviewing		
OB/GYN	PRN/APRN or CNM	Jim Madison	LOC-pending documents		
Urgent Care	F/FT APRN	Jennifer Carter	On hold	pending	Cherokee
Urgent Care	R/FT Physician	NEW	Pending transfer	pending	
Urgent Care	PRN Physician	John Bump	Pending selection		
Urgent Care	PRN Physician	Mark Thai	Recruiting		
Urgent Care	PRN Physician	Ashely Couch	Recruiting		
ER	R/FT Physician	New	Pending transfer	pending	Cherokee
ER	PRN Physician	Matt Wiley	Recruiting		
OC/PT	R/FT Occupational Therapist	Ryan Doyeto, PT converted to OT	Selection made/pending approval		
Primary Care	R/FT Physician	Charles Pradieu	Recruiting/Advertising		
Pharmacy	R/FT Pharmacist	New	Pending contract approval	pending	
Pharmacy	R/FT Pharmacist	Carey Lewis	Pending contract approval	Pending fall	Cherokee
Behavioral Health	R/FT Psychiatrist	New	Position on hold		
Behavioral Health	R/FT APRN	Angela Phillips	Pending contract approval	pending	
Dental-Vinita	R/FT Dentist	Lee Shackelford	Pending documents	Pending-fall	Cherokee
Dental-Vinita	R/FT Hygienist	Stephanie Prusa	Transfer	pending	
Dental-TRHC, Muskogee	R/FT Dentist	McKinney	Recruiting		
Dental-TRHC, Muskogee	R/FT Hygienist	NEW	Pending contract approval	pending	
Dental-Jay	R/FT Hygienist	Lauren Langland	Advertising		
Dental-Jay	R/FT Hygienist	Kalena Dee Humphrey	Interviewing		
Dental-Tah/Musk.	R/FT Ped. Denist	New	LOC-pending documents		

Monthly Recruitment Summary	
Current Vacancies Filled	18
Current Vacancies	24
Replacement	19
FY16 Vacancies	5

Zika is in Your Area: What To Do

Key Facts

- Zika virus is primarily spread to people through the bite of an infected mosquito.
- Many people who get infected never have symptoms. In people who get sick, symptoms (fever, rash, joint pain, and red eyes) are usually mild and resolve completely.
- Zika can cause serious [birth defects](#) in babies born to women who were infected with Zika virus during pregnancy. Zika has also been linked to [Guillain-Barré syndrome \(GBS\)](#), a rare disorder that can cause muscle weakness and sometimes paralysis. Most people fully recover from GBS, but some have permanent damage and, in some cases, people have died.
- Zika can be passed [through sex](#) from a person who has Zika to his or her partners. Zika can be passed through sex, even if the infected person does not have symptoms at the time.
- Because there is no vaccine or treatment for Zika, people living in or traveling to [areas with Zika](#) should take steps to prevent infection.



Prevent mosquito bites

Everyone living in or traveling to areas with Zika should take steps to [prevent mosquito bites](#):

- Cover exposed skin by wearing long-sleeved shirts and long pants.
- Use [EPA-registered insect repellents](#) that contain one of the following active ingredients: DEET, picaridin, IR3535, or oil of lemon eucalyptus or para-menthane-diol. Always use as directed.
 - Pregnant and breastfeeding women can use all EPA-registered insect repellents according to the product label.
 - Most repellents can be used on children older than 2 months old. To apply, adults should spray insect repellent onto hands and then apply to a child's face.
 - Do not use products containing oil of lemon eucalyptus (OLE) or para-menthane-diol (PMD) on children under 3 years old.

- Use [permethrin-treated clothing and gear](#) (boots, pants, socks, tents). You can buy pre-treated items or treat them yourself.*
- Stay and sleep in screened-in or air-conditioned rooms.
- Sleep under a mosquito bed net if air conditioned or screened rooms are not available or if sleeping outdoors.
- Mosquito netting can be used to cover babies younger than 2 months old in carriers, strollers, or cribs to protect them from mosquito bites.
- Take steps to [control mosquitoes in and around your home](#).

CHS Report as of August 31, 2016

CAN	Description	HASTINGS	STILLWELL	SALLISAW	JAY	Total
		Paid	Open	Total	Paid	Open
J50RW11	HASTINGS 01	58,002.75	28,020.00	86,022.75	0.00	0.00
J50RW12	ME RP	221,472.67	310,765.09	532,237.76	22,724.26	7,955.52
J50RW13	INPATIENT	4,703,921.21	779,321.25	5,483,242.46	6,450.00	4,340.00
J50RW14	OUTPATIENT	1,828,416.74	5,220,035.48	7,048,452.22	822,503.42	654,341.05
J50RW15	5% DENTAL	208,145.12	1,623,389.64	1,831,534.76	16,650.00	11,330.00
J50RW16	5% VISION	340,099.20	235,031.12	575,130.32	19,345.00	15,240.00
J50RW17	EYEGLASSES	121,450.55	461,395.81	582,846.36	0.00	0.00
J50RW18	DENTAL	81,999.39	69,007.00	151,006.39	0.00	0.00
J50RW19	DENTURES	1,035,761.93	928,659.39	1,964,421.32	0.00	0.00
J50RW20	5% OUTPATIENT	304,690.00	959,472.41	1,264,162.41	0.00	0.00
J50RW21	5% OUTPATIENT	289,914.75	38,712.00	328,626.75	0.00	0.00
J50RW22	5% DENTAL	506,467.42	68,495.00	574,962.42	0.00	0.00
J50RW23	5% VISION	12,358,540.40	4,928,140.73	17,286,681.13	1,115,312.42	1,180,883.57
J50RW24	TOTALS	12,358,540.40	4,928,140.73	17,286,681.13	1,115,312.42	1,180,883.57

CAN	Description	SALINA	NOWATA	MUSKOGEE	VINITA	Total
		Paid	Open	Total	Paid	Open
J50RW25	HASTINGS 01	44,638.04	6,700.00	51,338.04	0.00	0.00
J50RW26	ME RP	20,055.79	12,513.00	32,568.79	11,115.62	28,600.16
J50RW27	INPATIENT	1,770,120.21	584,913.00	2,355,033.21	130,271.97	6,210.00
J50RW28	OUTPATIENT	10,308.60	11,730.00	22,038.60	6,500.00	2,095.00
J50RW29	5% DENTAL	64,375.00	18,370.00	82,745.00	3,488.00	2,750.00
J50RW30	5% VISION	4,950.60	545.00	5,495.60	0.00	0.00
J50RW31	EYEGLASSES	63,067.54	39,685.00	102,752.54	88,373.26	25,870.00
J50RW32	DENTAL	62,332.67	212,114.00	274,446.67	22,373.02	5,279.00
J50RW33	DENTURES	71,302.80	51,086.00	122,388.80	0.00	0.00
J50RW34	5% OUTPATIENT	83,938.78	9,039.00	92,977.78	0.00	0.00
J50RW35	5% VISION	1,808,572.81	915,480.00	2,724,052.81	0.00	0.00
J50RW36	TOTALS	1,808,572.81	915,480.00	2,724,052.81	1,115,312.42	1,180,883.57

CAN	Description	CLAREMORE	OCHELATA	TOTAL	Projected Expenditure	Projected Budget Balance
		Paid	Open	Total		
J50RW37	HASTINGS 01	25,105.43	5,319.67	30,425.10	28,177,168.00	31,005,943.89
J50RW38	ME RP	39,889.43	14,315.00	54,204.43	0.00	0.00
J50RW39	INPATIENT	1,772,260.74	873,959.68	2,646,220.42	0.00	0.00
J50RW40	OUTPATIENT	74,920.07	19,600.00	94,520.07	0.00	0.00
J50RW41	5% DENTAL	44,480.00	6,825.00	51,305.00	0.00	0.00
J50RW42	5% VISION	1,808,572.81	915,480.00	2,724,052.81	0.00	0.00
J50RW43	EYEGLASSES	63,067.54	39,685.00	102,752.54	0.00	0.00
J50RW44	DENTAL	62,332.67	212,114.00	274,446.67	0.00	0.00
J50RW45	DENTURES	71,302.80	51,086.00	122,388.80	0.00	0.00
J50RW46	5% OUTPATIENT	83,938.78	9,039.00	92,977.78	0.00	0.00
J50RW47	5% VISION	1,808,572.81	915,480.00	2,724,052.81	0.00	0.00
J50RW48	TOTALS	1,808,572.81	915,480.00	2,724,052.81	0.00	0.00

Notes: The substance abuse budget includes 280,230 of unspent funds from prior years. The annual allocation for FY16 was only 256,161.

The 5% dividend budget includes 2,801,676 of unspent funds from prior years. The annual allocation for FY16 was only \$6,250,000.

Budget modifications were submitted on 4/14/16 for both of these CHS programs to add the unspent funds to the budget.

CAN	Description	Budget	Open	Balance	Projected Expenditure	Projected Budget Balance
J50RW49	COMPACT	28,177,168.00	0.00	28,177,168.00	31,005,943.89	12,828,655.69
J50RW50	5% VISION	0.00	0.00	0.00	0.00	0.00
J50RW51	DENTAL	0.00	0.00	0.00	0.00	0.00
J50RW52	EYEGLASSES	540,391.00	437,283.48	103,107.52	540,391.00	43,360.43
J50RW53	5% OUTPATIENT	8,951,076.00	5,922,050.57	3,029,025.43	8,951,076.00	12,157,009.32
J50RW54	TOTALS	37,575,255.00	28,244,637.33	9,330,617.67	43,752,603.64	16,177,348.54