

## HUMAN SERVICES

Tribal Council Monthly Report

March 2017

---

### Marsha Lamb

Executive Director

Email: [marsha-lamb@cherokee.org](mailto:marsha-lamb@cherokee.org)

### Barbara Foreman

Deputy Executive Director

Email: [barbara-foreman@cherokee.org](mailto:barbara-foreman@cherokee.org)

Phone Number: (918) 453-5919

Kara Whitworth

Director of Child Support Services

Email: [kara-whitworth@cherokee.org](mailto:kara-whitworth@cherokee.org)

Phone Number: (918) 453-4127

Jerry Snell

Director of Family Assistance

Email: [jerry-snell@cherokee.org](mailto:jerry-snell@cherokee.org)

Phone Number: (918) 453-5346

Jennifer Kirby

Director of Youth Services & Special Projects

Email: [Jennifer-kirby@cherokee.org](mailto:Jennifer-kirby@cherokee.org)

Phone Number: (918) 453-5150

Tricia Peoples

Director of Child Care Development Centers

Email: [tricia-peoples@cherokee.org](mailto:tricia-peoples@cherokee.org)

Phone Number: (918) 453-5045

Penny Norseworthy

Director of Finance

Email: [penny-norseworthy@cherokee.org](mailto:penny-norseworthy@cherokee.org)

Phone Number: (918) 453-5375




## HUMAN SERVICES

Tribal Council Monthly Report

### TABLE OF CONTENTS

<b><u>Youth Services &amp; Special Projects</u></b>	<b>1</b>
John A. Ketcher Youth Services Center	1
Youth Services	2
Cherokee PARENTS	3
Veteran's Center	3
<b><u>Child Care &amp; Child Development</u></b>	<b>4</b>
Child Care Development Centers	4
Subsidy	4
Resource & Referral	5
Licensing & Monitoring	5
<b><u>Office of Child Support</u></b>	<b>6 &amp; 7</b>
<b><u>Family Assistance Department</u></b>	<b>8</b>
Food Distribution	8
BIA Social Services	8
LIHEAP	9
Elder Services	9
Burial Assistance	10
NAHASDA	11
Family Assistance	11
School Clothing Programs	12
<b><u>Cherokee First</u></b>	<b>13</b>
Cherokee First Reception	13
Community Youth	13
Community Adult	14



GWYD DBF

# CHEROKEE NATION®

## HUMAN SERVICES

Number of Employees	274
Number of Vacancies	17
Number of Volunteers	39

### Human Services Announcements

### Council Notes





GWYB DBF

# CHEROKEE NATION®

## YOUTH SERVICES & SPECIAL PROJECTS

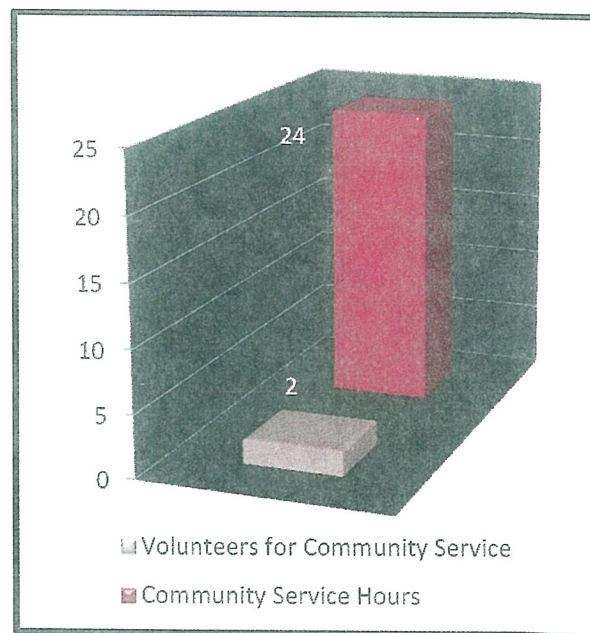
Director - Jennifer Kirby

Number of Employees	30
Number of Vacancies	1
Number of Volunteers	0

Programs
John A. Ketcher Youth Services Center
Youth Services
Cherokee PARENTS
Veteran's Center

### John A. Ketcher Youth Services Center :

Young people served	10
Admissions	7



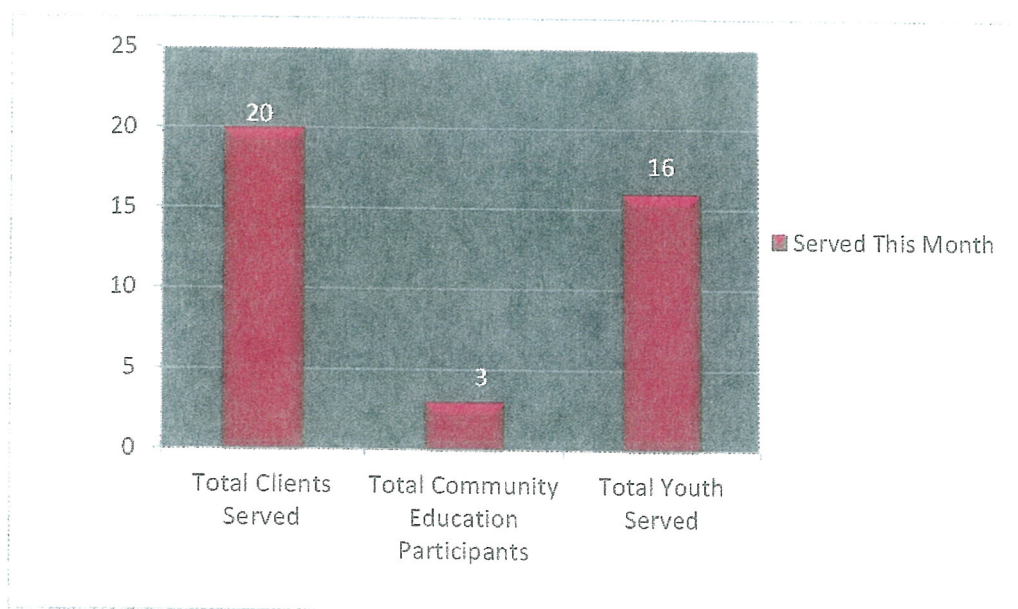
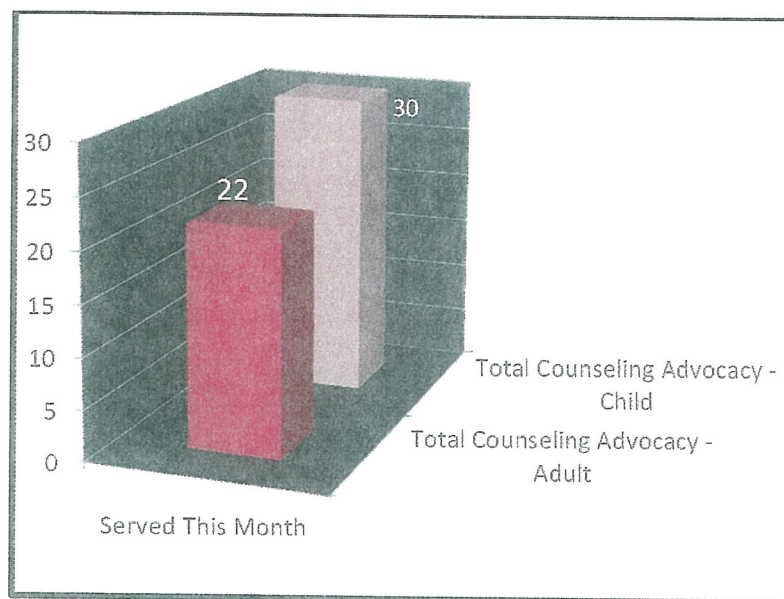


# GWYN D3P CHEROKEE NATION®

## YOUTH SERVICES & SPECIAL PROJECTS

### Youth Services :

Total Community Events & Presentations 0



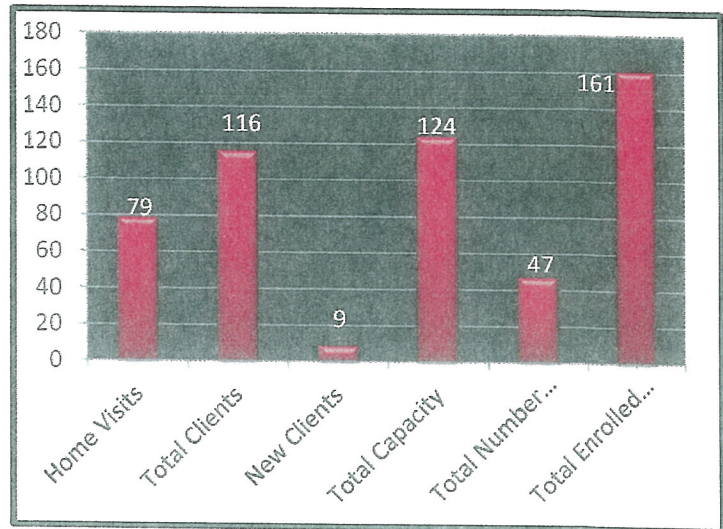
GWYD DBP

# CHEROKEE NATION®

## YOUTH SERVICES & SPECIAL PROJECTS

### Cherokee PARENTS :

Total Clients	116
---------------	-----



### Veteran's Center :

Calls for information	20
In Person Visits	84
Transportation	3
other services- home visits	0





# GWYN DBP CHEROKEE NATION®

## CHILD CARE & CHILD DEVELOPMENT

Director - Tricia Peoples

Number of Employees	109
Number of Vacancies	7
Number of Volunteers	0

Programs
Child Care Development Centers
Subsidy
Resource & Referral
Licensing & Monitoring

### Child Care Development Centers :

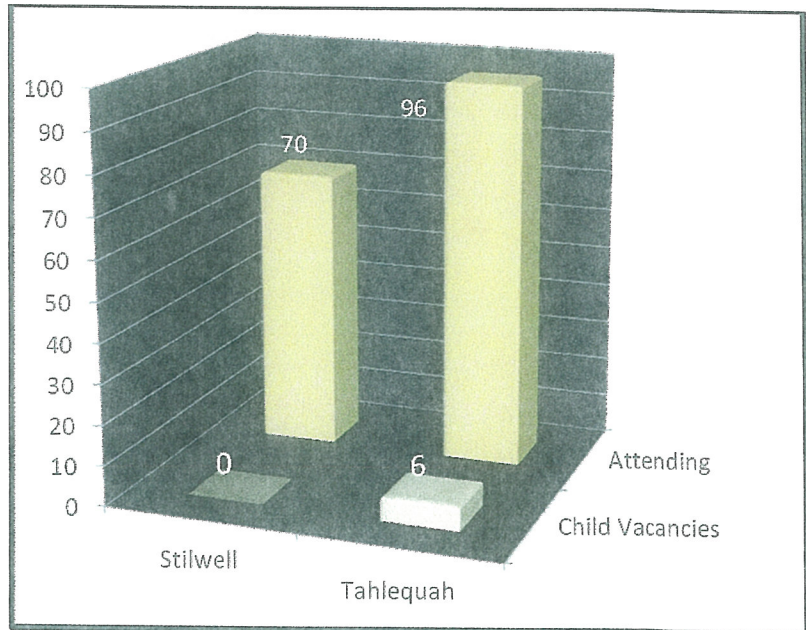
• Stilwell - Has no children vacancies with current staff. We have four staff openings. Developmental assessments were conducted on all the children. Parent/Teacher conferences will be held in April. We are gearing up for Summer Care. The Fire Inspection was conducted with no deficiencies reported. Our Manager completed the OU CECPD Leadership Academy.

• Tahlequah - Has six children vacancies at this time with current staff. We have three vacant positions. We had a Scholastic Book Fair at the center.

• Subsidy - Updating all policies and the new software system has been fully implemented.

• Resource & Referral - Learn to Grow Meeting, Read Across America, Native American Assoc. meeting, Early Child Obesity Prevention, Children's Farmers Market meeting, Rogers County Conference, Cherokee Challenge Bowl, Story Telling at Delaware CDC, High School Parent Meeting at Kenwood, ICW Foster Parent Training, Partnership Meeting, TELI meetings, Cherokee Cabinet for Children, Disaster Expo booth, OCCRRA Board meeting, newsletter mailed and posted to website.

• Licensing - OTCCA, NARA, Learn to Grow, Rogers County Coalition, and Safe Sleep Training.



### Subsidy :

Children Receiving	1,490
Amount Distributed	\$ 391,174.45



Average Distribution Per Child	\$ 262.53
--------------------------------	-----------



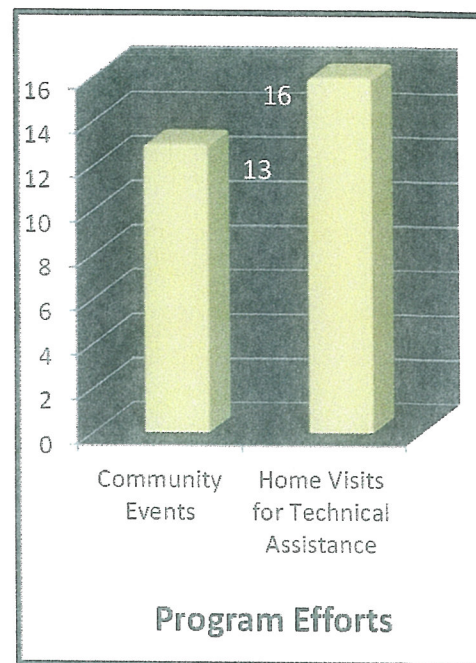
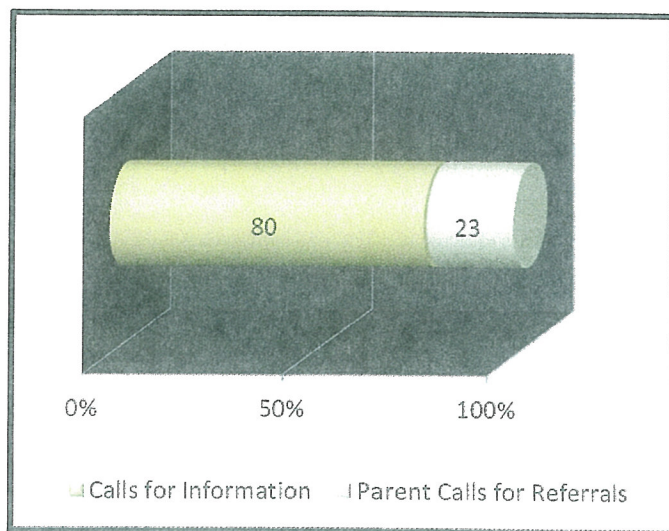


# GWYN DBP CHEROKEE NATION®

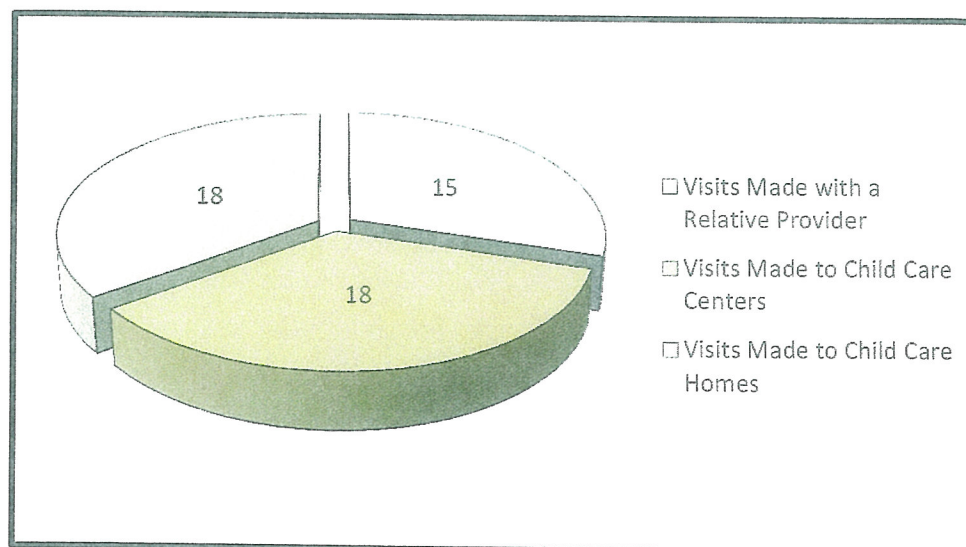
## CHILD CARE & CHILD DEVELOPMENT

### Resource & Referral :

Trainings for the Month	10
-------------------------	----



### Licensing & Monitoring :



# GWYN DBF CHEROKEE NATION®

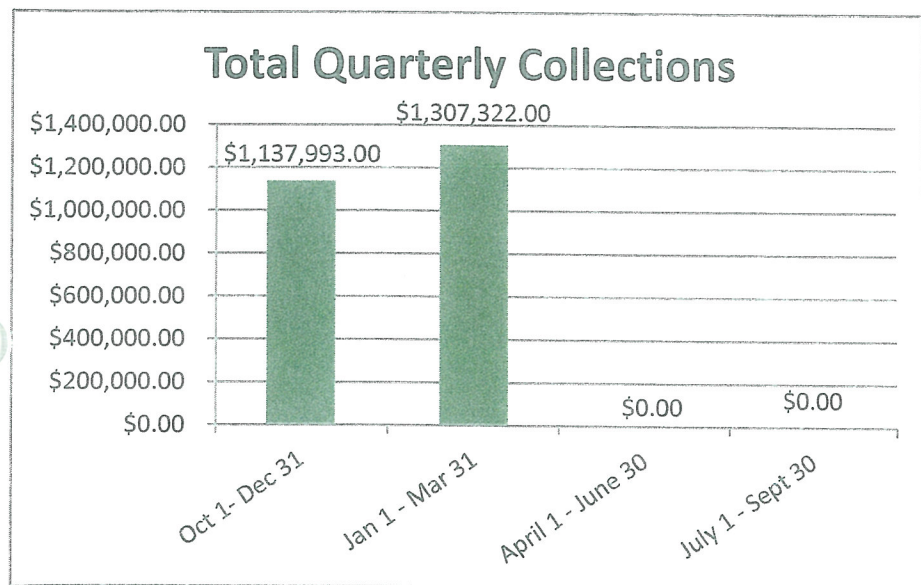
## OFFICE OF CHILD SUPPORT

Director - Kara Whitworth

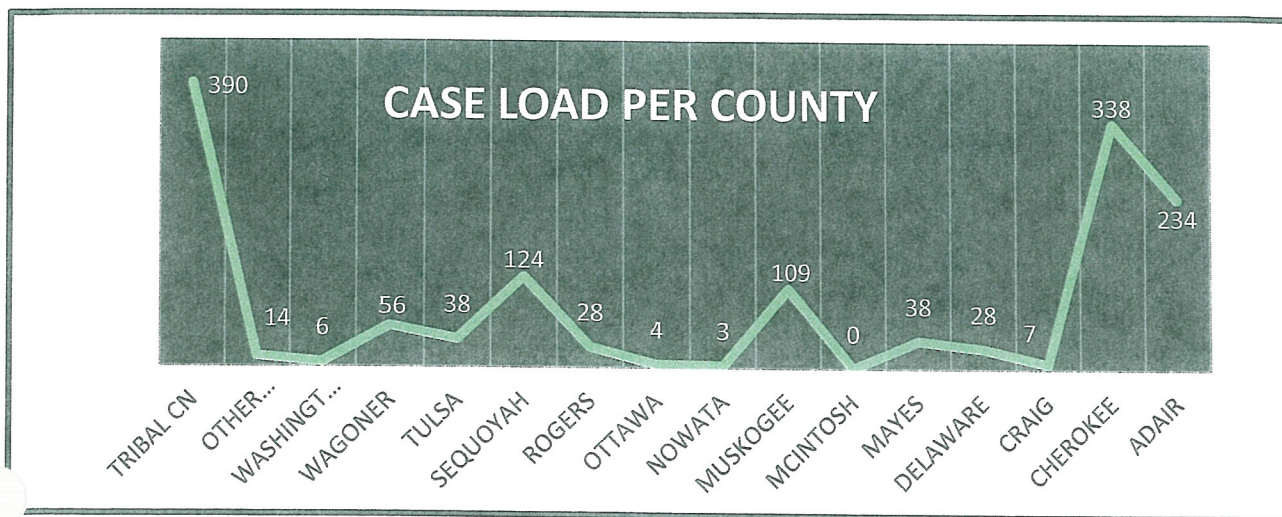
Number of Employees	32
Number of Vacancies	2
Number of Volunteers	

March Collections-CN Payment Center only:	\$ 289,873.00
--	---------------

Total Client Contacts	1,901
Total Court Hearings	68
Total Active Efforts Case	616
Total Case Assessments for Service	14
Total Applications Distributed	37

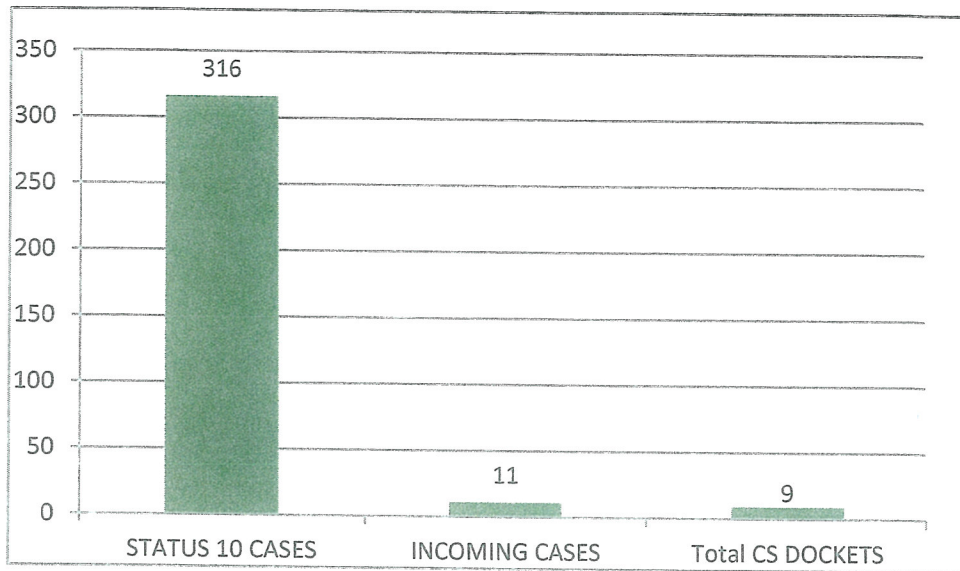


\*Includes payment center collections, tax intercepts, and other special collections





## OFFICE OF CHILD SUPPORT



Child Support:

Cherokee Nation Office of Child Support Services went live on their new database system on April 3, 2017. The office is working towards going checkless and issuing debit cards to clients in upcoming next couple of months. The goal is to get payments to clients faster than through mailing a check. The program hired a new supervisor, who was a Child Support Specialist in the Pryor Human Services office. We are in process of completing interviews on two panels for two new child support specialists. One will be in the Tahlequah main Child Support office and the other one will replace a position in the Pryor field office.





GWYD DBP

# CHEROKEE NATION®

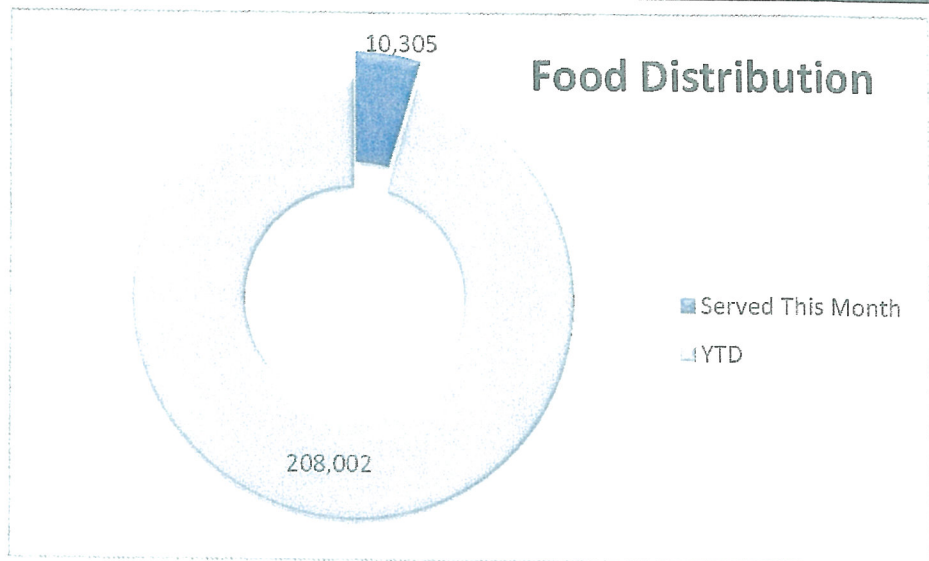
## FAMILY ASSISTANCE DEPARTMENT

Interim Director - Jennifer Kirby


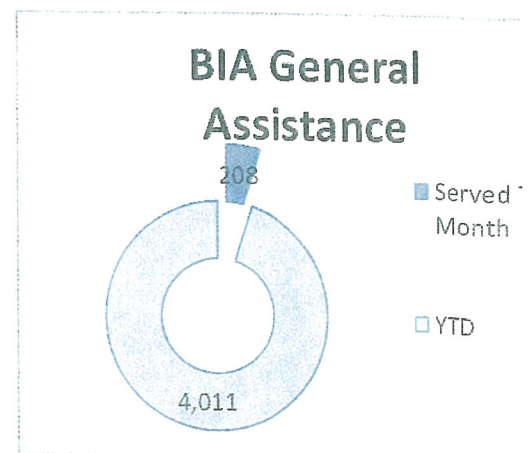
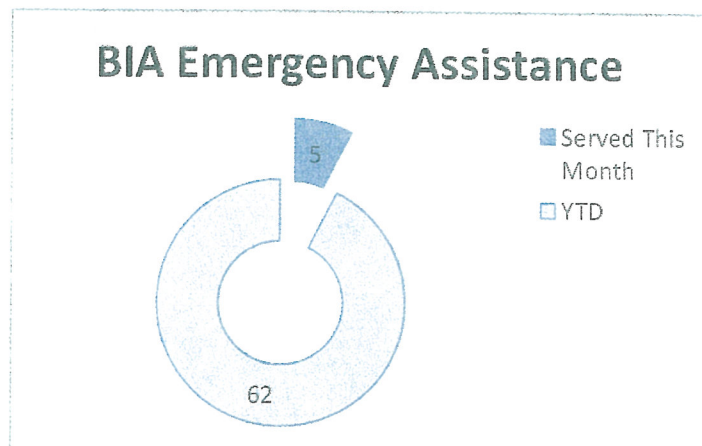
Number of Employees	103
Number of Vacancies	7
Number of Volunteers	39

Programs
Food Distribution
Social Services
Burial Assistance
Elder Care
Family Assistance
LIHEAP
NAHASDA
CITGO

### Food Distribution :



### BIA Social Services :

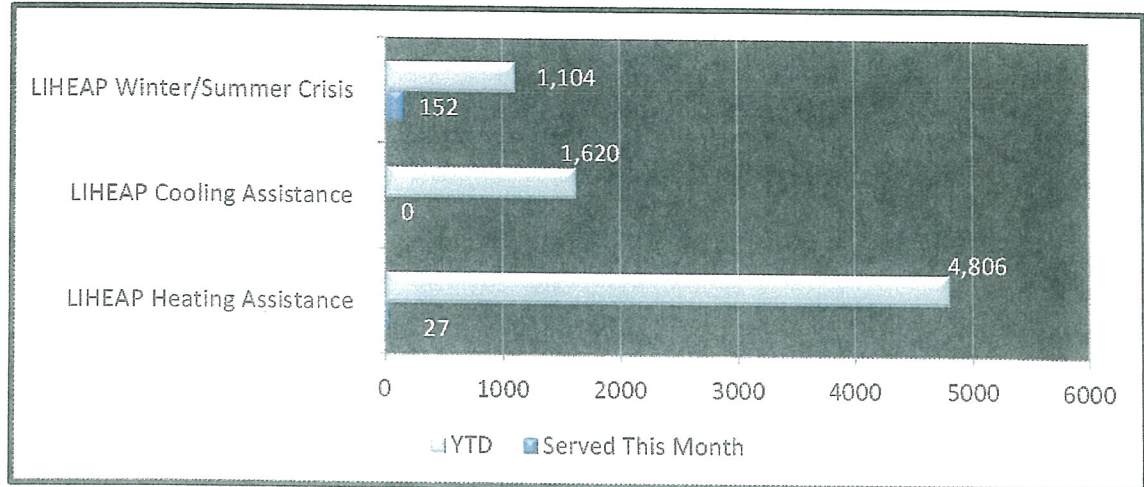


GWY.9 DBP

# CHEROKEE NATION®

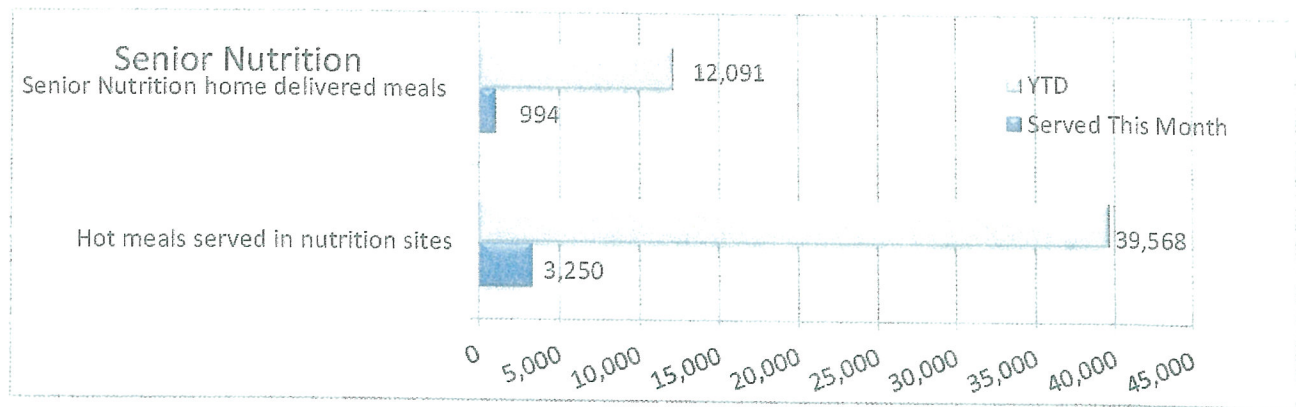
## FAMILY ASSISTANCE DEPARTMENT

### LIHEAP:

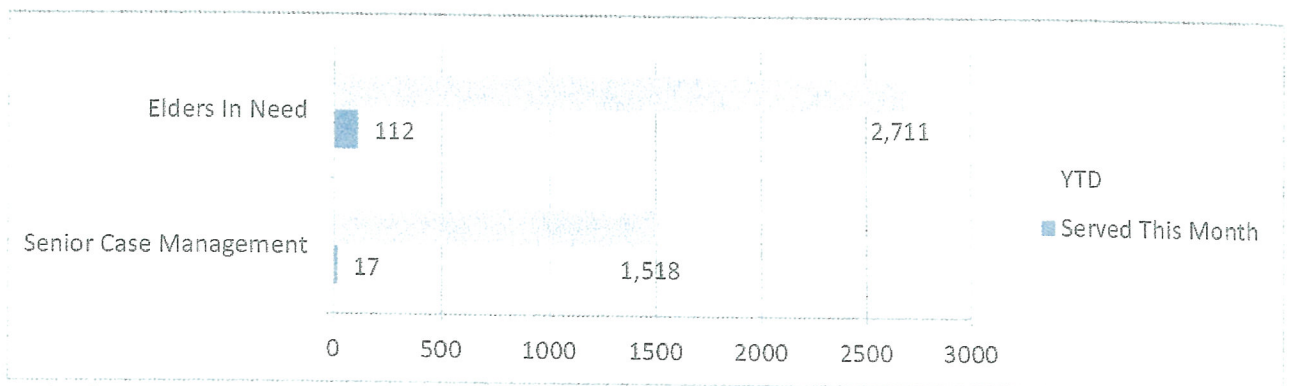


\*(LIHEAP COOLING ASSISTANCE) Program starts in December and ends in February

### Elder Services :



\*Program starts in April



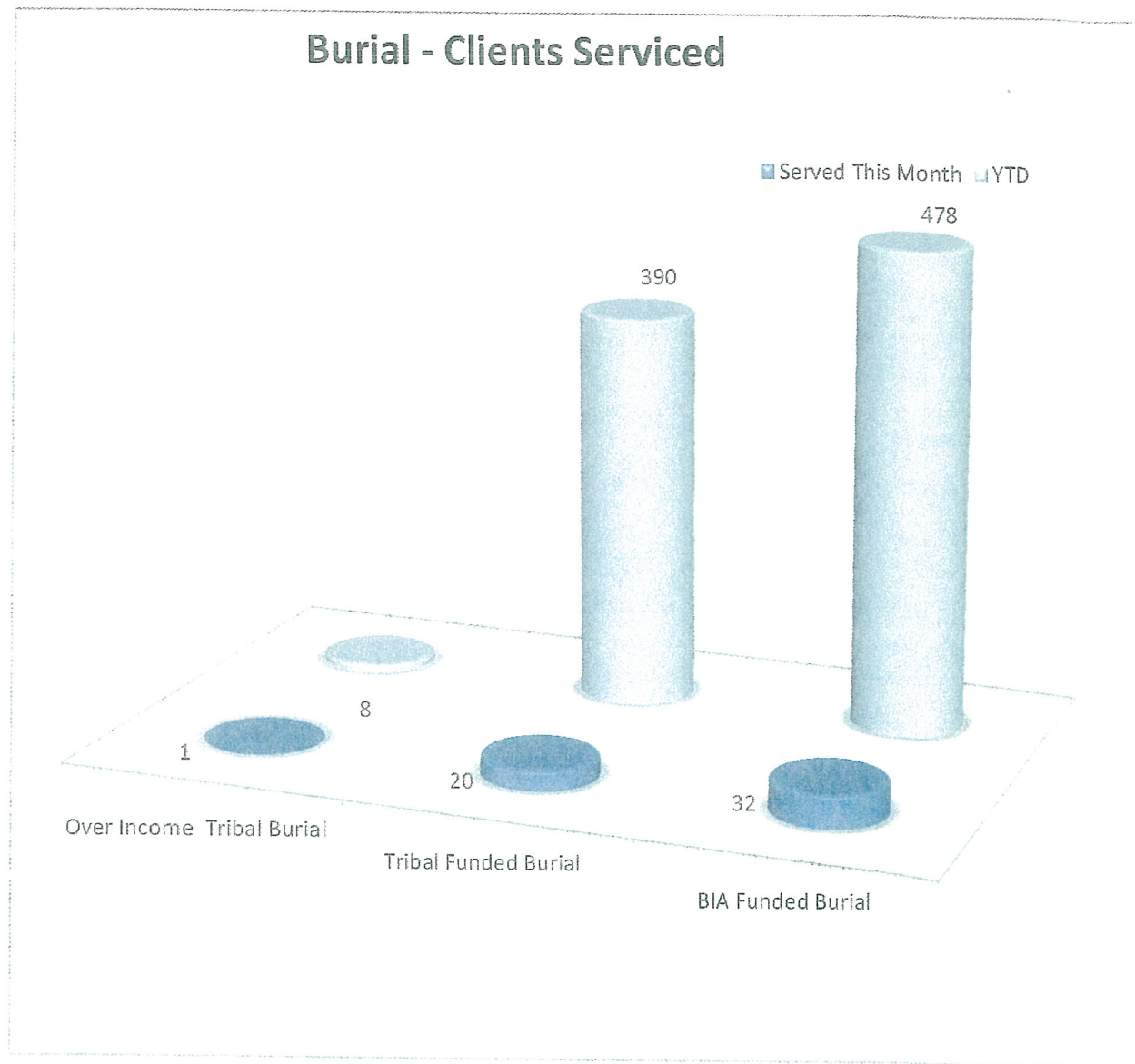
\*Elders In Need Monies are dispersed in February and August.





## FAMILY ASSISTANCE DEPARTMENT

### Burial Assistance :

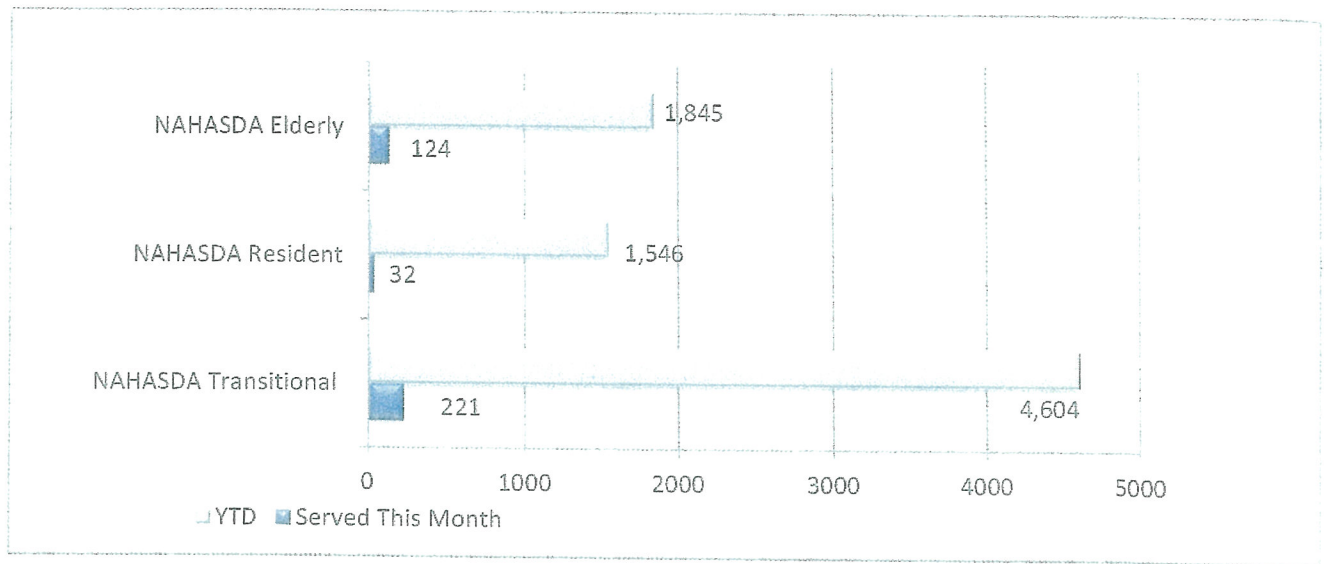




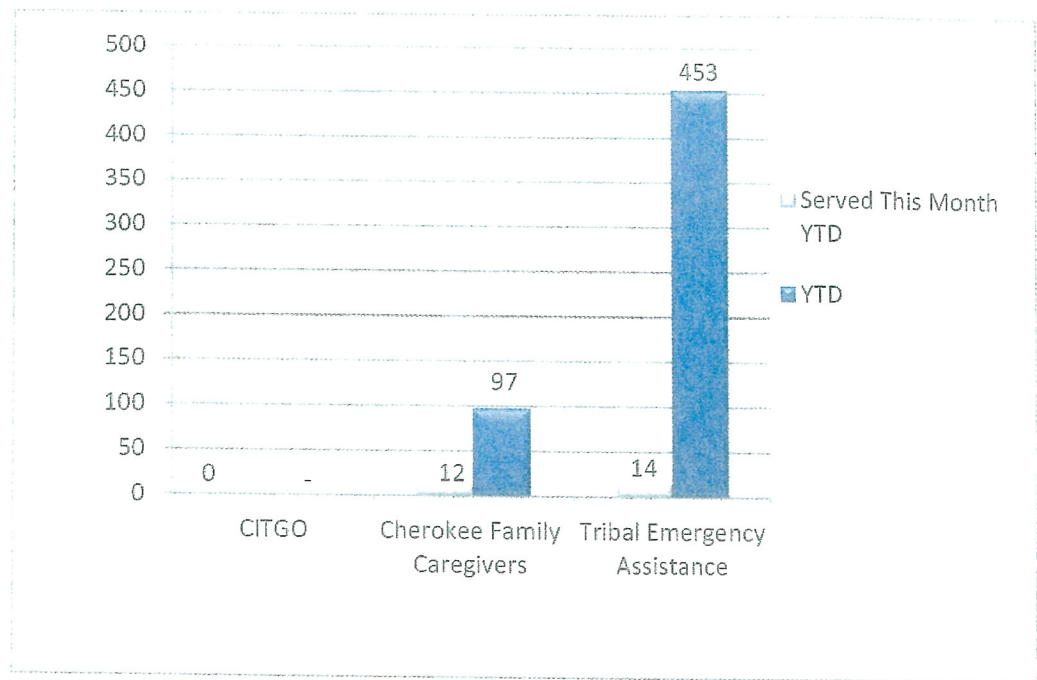
GWY.9 DBP  
**CHEROKEE NATION®**

**FAMILY ASSISTANCE DEPARTMENT**

**NAHASDA :**



**Family Assistance :**




GWY.9 DBF

# CHEROKEE NATION®

## FAMILY ASSISTANCE DEPARTMENT

### School Clothing Assistance Programs :



\*School Clothing Program starts in July, before the school year begins.

### Family Assistance:





# GWYD DBF CHEROKEE NATION®

## CHEROKEE FIRST

Deputy Executive Director - Barbara Foreman

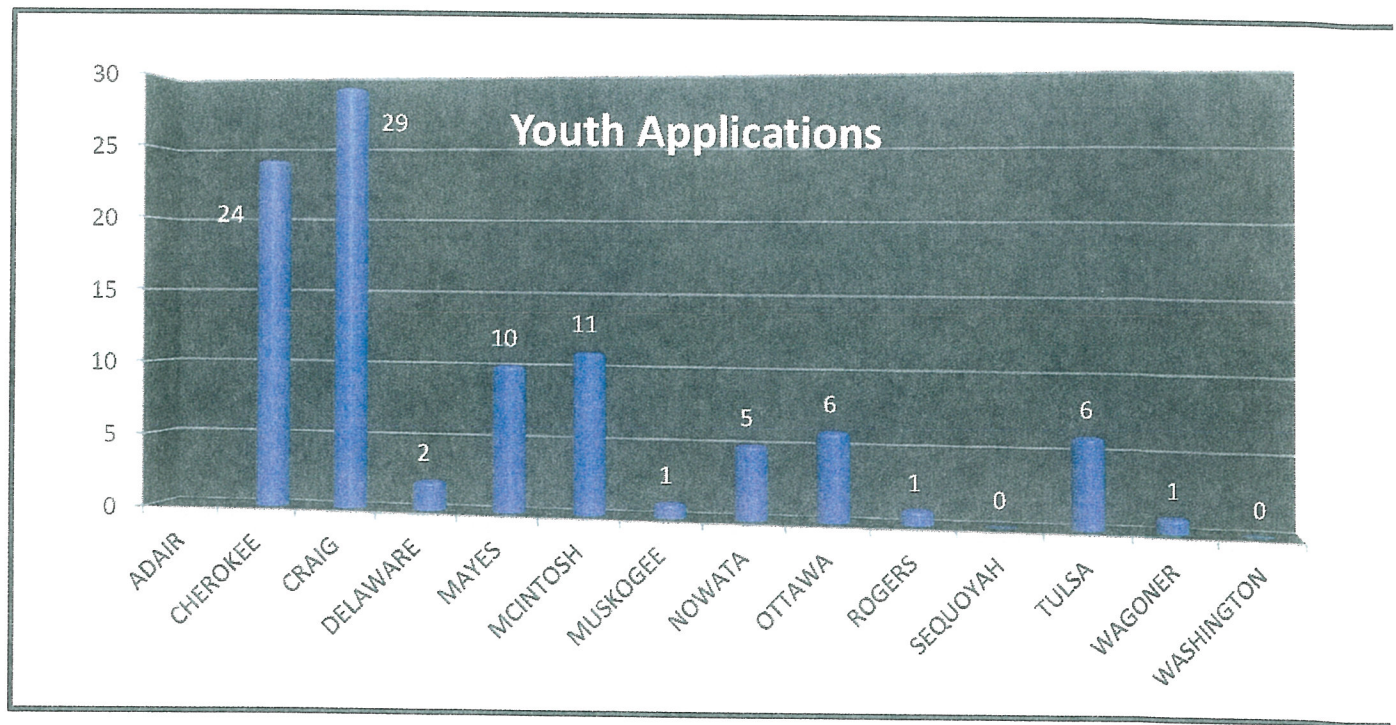
Number of Employees	3
Number of Vacancies	0
Number of Volunteers	0

Programs
Reception
Community Youth

### Reception :

Total Walk Ins/Phone Calls Taken	1,421
Total Applications Taken	117

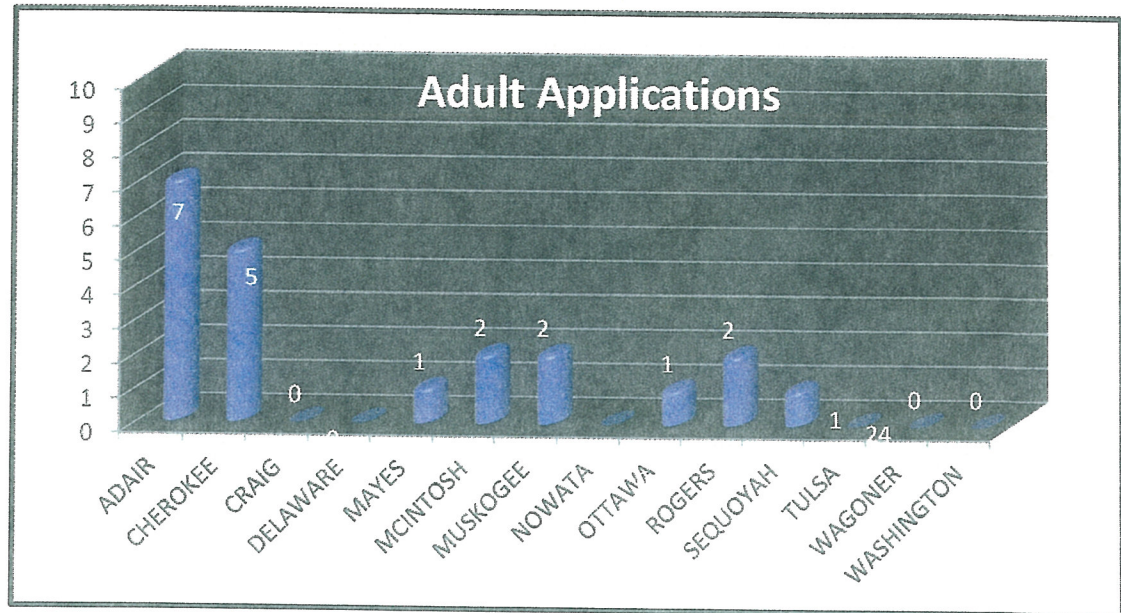
### Community Youth :





GWYB DBP

# CHEROKEE NATION®



## Overview of Community Leadership Program Applications

Total Youth	96
Total Adult	21

## Monthly Total Amount Distributed

March	\$ 23,400.00
-------	--------------



# CHEROKEE NATION TRIBAL COUNCIL

## COMMUNITY SERVICES COMMITTEE REPORT

**Group:** Community Services      **Month/Year of Report:** April 2017

**Executive Director:** Ron Qualls      **Phone:**      **E-mail:**

### I. Budget Highlights

1. As of 4/21 no funding notification has been received from IHS.
- 2.

### II. Program Highlights

#### a.) Balanced Scorecard Measures

1. Trained 144 food handlers
2. Repaired 20 sewer and/or water facilities
3. Installed 14 sewer and/or water facilities

#### b.) Accomplishments

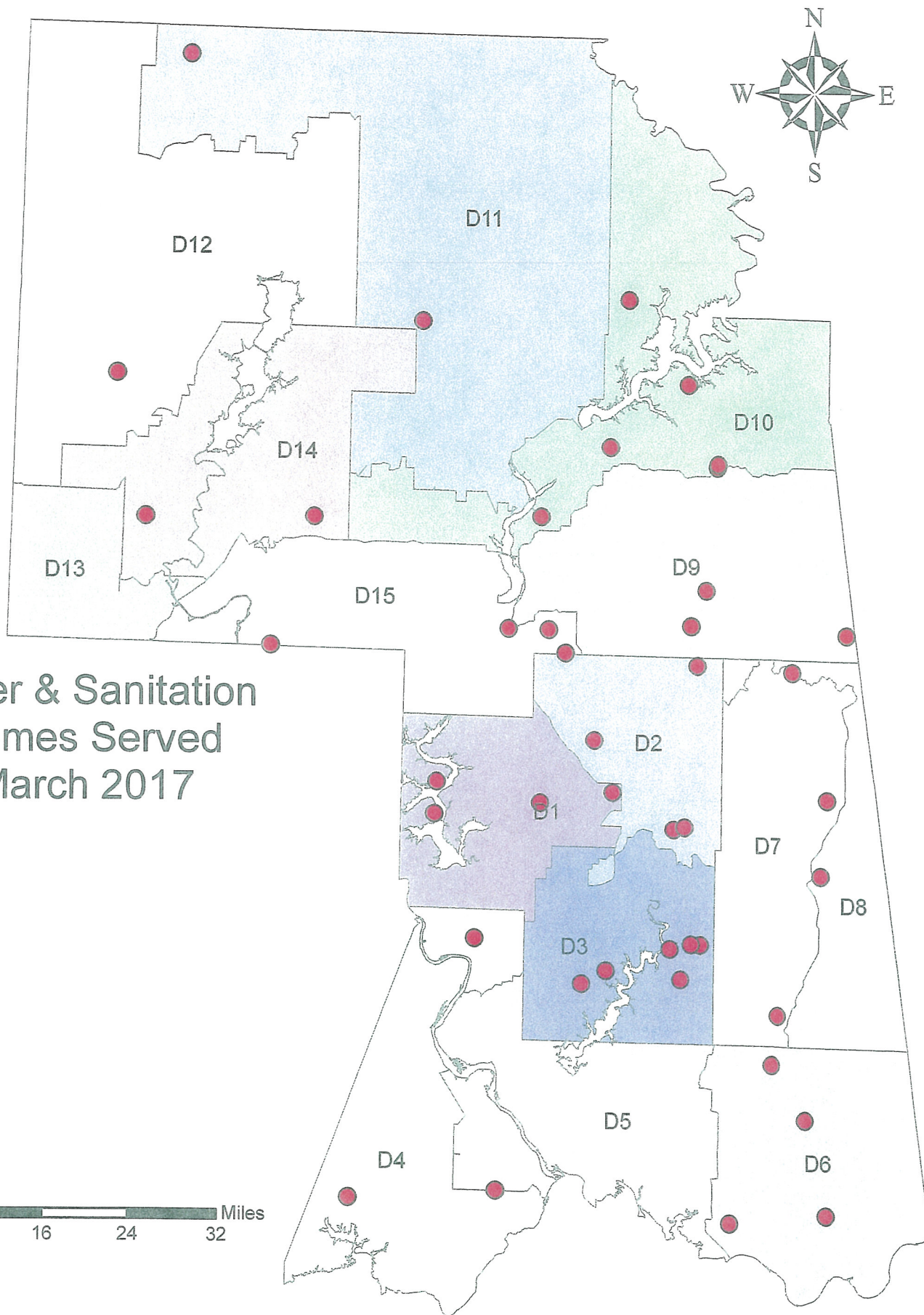
1. Attended Indian Health Service SFC Spring Meeting in Durant, OK.
2. Met with representatives from the Government Accountability Office to discuss the challenges of federal coordination between Tribes and federal agencies.
3. Bids were opened on the Southern Delaware County Regional Water Authority.
4. Bids were opened on the Osage Waterline Extension in Mayes County.

#### c.) Future Plans

1. Continue preparation of Delaware RWD #11 Phase II to go to bid
2. Continue working with Cherry Tree RWD to repair storm damage to Killer Mountain Tank.
3. Coordinate with National Tribal Water Consortium to facilitate grant to sample water wells in the Snake Creek/Iron Post communities in Southern Mayes County.

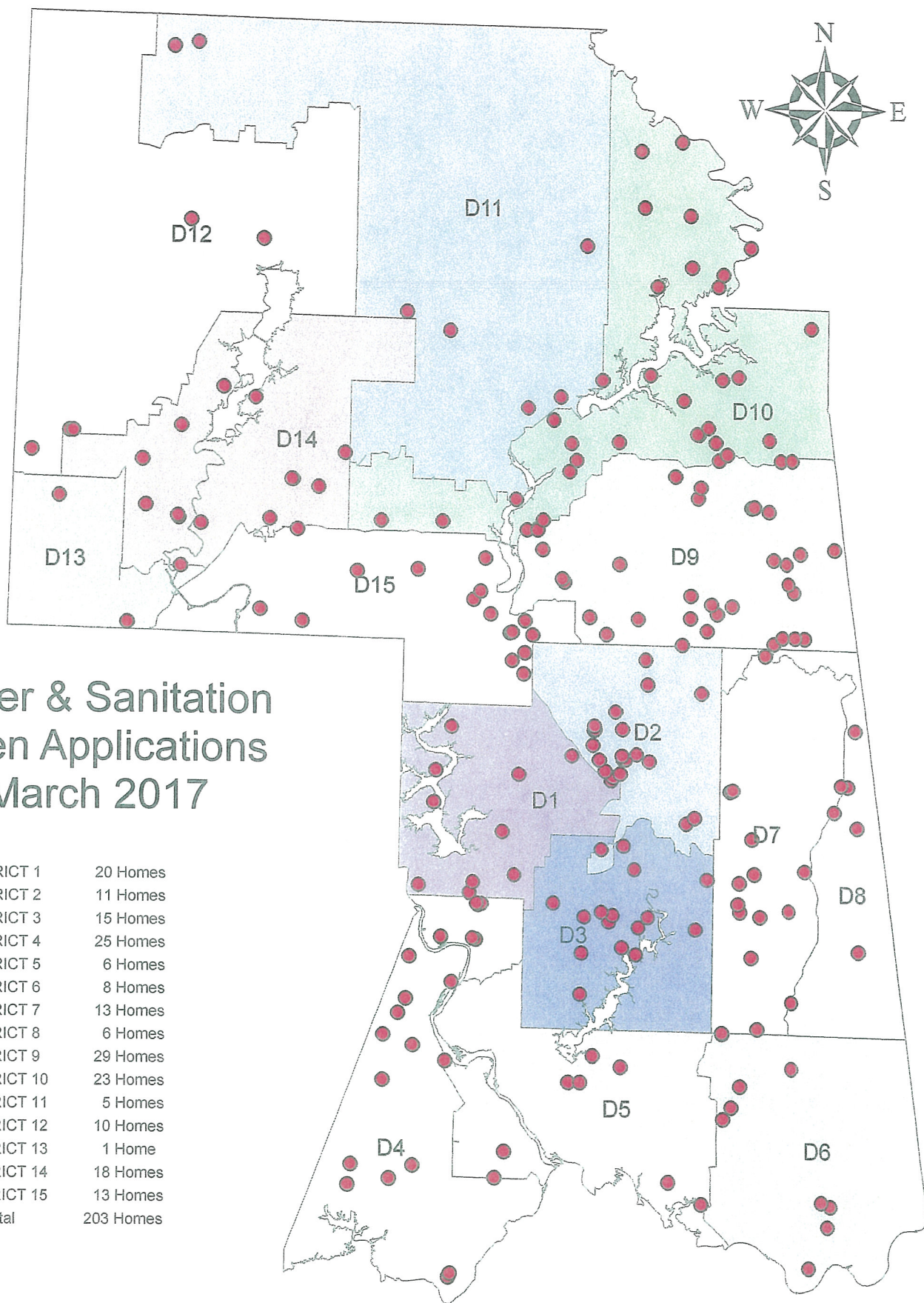


# Water & Sanitation Homes Served March 2017



# Water & Sanitation Open Applications March 2017

DISTRICT 1	20 Homes
DISTRICT 2	11 Homes
DISTRICT 3	15 Homes
DISTRICT 4	25 Homes
DISTRICT 5	6 Homes
DISTRICT 6	8 Homes
DISTRICT 7	13 Homes
DISTRICT 8	6 Homes
DISTRICT 9	29 Homes
DISTRICT 10	23 Homes
DISTRICT 11	5 Homes
DISTRICT 12	10 Homes
DISTRICT 13	1 Home
DISTRICT 14	18 Homes
DISTRICT 15	13 Homes
Total	203 Homes





CHEROKEE NATION TRIBAL COUNCIL  
COMMUNITY SERVICES COMMITTEE REPORT

Group:	<u>Housing Authority</u>	Month/Year of Report:	<u>May, 2017</u>
Executive Director:	<u>Gary J. Cooper</u>		
Deputy Director:	<u>Erna Reeves</u>	Phone:	<u>918-456-5482</u>

**Public Disclosures:**

As required by 24 CFR Part 1000.30, services provided to Cherokee Nation Housing Services Employees and Employee relatives from funds received pursuant to the Native American Housing Assistance and Self-Determination Act of 1996 (NAHASDA), shall be publicly disclosed.

*The following applicants have been determined eligible for participation.*

**LOW RENT APARTMENT:**

The following employee and/or relatives were approved to receive services for Low Rent Apartment pursuant to guidelines set forth in the Housing Policy as approved by the Principal Chief of the Cherokee Nation and HACN Policy as approved by the Board of Commissioners.

Miliea Hedgpath, aunt is Luanna Hastings of HACN

**HOMEOWNERSHIP:**

The following employee and/or relatives were approved to receive services for Homeownership program pursuant to guidelines set forth in the Housing Policy as approved by the Principal Chief of the Cherokee Nation and HACN Policy as approved by the Board of Commissioners.

Linda McLaughlin, cousin is Brooke Thompson of HACN

**RENTAL ASSISTANCE/TEMPORARY RENTAL ASSISTANCE/COLLEGE HOUSING:**

The following employee and/or relatives were approved to receive services for Rental Assistance program pursuant to guidelines set forth in the Housing Policy as approved by the Principal Chief of the Cherokee Nation and HACN Policy as approved by the Board of Commissioners.

None to report

**NEW CONSTRUCTION HOMEOWNERSHIP PROGRAM: *(Non-NAHASDA Program)***

The following employee and/or relatives were approved to receive services for the New Construction Homeownership program pursuant to guidelines set forth in the HACN Policy as approved by the Board of Commissioners.

None to report

**HOUSING REHABILITATION PROGRAM**

The following employee and/or relatives were approved to receive services from the Housing Rehabilitation program pursuant to guidelines set forth in the HACN Policy as approved by the Board of Commissioners.

None to report





*Keys to a brighter future*

## **Announcements**

### **Board of Commissioners Meeting:**

May 18 May Regular BOC Meeting at 5:30 PM

### **Office Closures:**

May 29 Memorial Day

### **Other Info:**

June 27 NAIHC Annual Convention, Nashville, TN

All offices and staff of the HACN may be reached through the main office number, regardless of their office location. The local and toll free numbers are:

**918-456-5482**

**800-837-2869**

**Employee Email is:**

**[firstname.lastname@hacn.org](mailto:firstname.lastname@hacn.org)**

**Housing Authority of the Cherokee Nation**  
**Month Ending: March, 2017**

**Current Program Participants:**

			Rental Assistance			Homeownership			Loans		Totals	
County	Community Shield Insurance	Low Rent Apartments	Rental Assistance (RAP)	Temporary Assistance (TAP)	College Housing Programs	Home-ownership Programs	New Construction Homes	Title VI Mortgage Program	Assumable/ Other Mtg. Program	Total Housing Participants	% of Participants	
Adair	495	152	122	4	9	113	59	18	3	975	15%	
Cherokee	590	177	335	15	15	243	131	63	2	1,571	23%	
Craig	43	60	38	1	6	11	11	2	0	172	3%	
Delaware	339	112	101	1	10	75	85	22	5	750	11%	
McIntosh	15	N/A	0	0	0	5	3	0	0	23	0%	
Mayes	236	126	70	0	10	58	36	16	1	553	8%	
Muskogee	135	51	61	4	2	55	41	18	0	367	5%	
Nowata	29	40	8	0	0	9	23	2	0	111	2%	
Ottawa	21	N/A	2	0	3	6	7	5	1	45	1%	
Rogers	150	72	199	3	12	81	31	43	3	594	9%	
Sequoyah	540	N/A	201	17	13	168	102	58	4	1,103	16%	
Tulsa	62	N/A	110	0	5	26	5	3	1	212	3%	
Wagoner	9	N/A	5	0	1	59	3	1	1	79	1%	
Washington	30	48	26	0	2	27	8	3	0	144	2%	
Total:	2,694	838	1,278	45	88	936	545	254	21	6,699	100%	
			1,411			1,481			275			

**Current Applications:**

County	Rehab Programs	NAHASDA Home-ownership	Community Shield Insurance	Low Rent Apartments	Rental Assistance	New Home Construction	% NHCP	Total Apps	% of Total
Adair	159	11	41	243	224	155	9%	833	13%
Cherokee	161	4	37	336	598	403	23%	1,539	24%
Craig	41	3	1	20	43	49	3%	157	2%
Delaware	154	27	12	102	142	206	12%	643	10%
McIntosh	10	0	2	N/A	4	12	1%	28	0%
Mayes	114	14	14	53	146	156	9%	497	8%
Muskogee	72	26	4	33	70	135	8%	340	5%
Nowata	26	6	1	45	23	39	2%	140	2%
Ottawa	12	2	0	N/A	14	22	1%	50	1%
Rogers	67	25	4	26	299	159	9%	580	9%
Sequoyah	176	29	24	N/A	232	227	13%	688	11%
Tulsa	65	27	4	N/A	274	138	8%	508	8%
Wagoner	20	1	3	N/A	19	26	1%	69	1%
Washington	48	21	0	90	72	39	2%	270	4%
<b>Total:</b>	<b>1,125</b>	<b>196</b>	<b>147</b>	<b>948</b>	<b>2,160</b>	<b>1,766</b>	<b>100%</b>	<b>6,342</b>	<b>100%</b>

*Housing Rehab programs applications transferred to HACN on March 7, 2016.*



**New Construction Homeownership Program  
Development Files Processing**

Month of:  
March, 2017

County	Waiting List	Applications		Processing							Construction		In Processing	Land Development	Under Construction	Construction Complete
		App Problem	App Processing	Stg I	Stg II	Stg III	Stg IV	Survey Pending	Survey Rec'd	Process Closing	Under / Ready Const	Construction Complete				
Adair	97	0	0	5	0	4	8	4	8	21	8	59	0	38	8	59
Cherokee	309	0	0	4	2	4	3	4	3	51	24	131	0	64	24	131
Craig	36	0	0	1	0	0	1	0	1	5	4	11	0	7	4	11
Delaware	143	0	4	6	0	1	3	1	3	15	23	85	4	25	23	85
McIntosh	9	0	0	0	0	0	1	0	1	2	0	3	0	3	0	3
Mayes	114	0	0	2	0	2	1	1	1	17	9	36	0	22	9	36
Muskogee	110	0	1	0	0	0	0	0	0	17	6	41	1	17	6	41
Nowata	32	0	0	1	0	0	0	0	0	3	2	23	0	4	2	23
Ottawa	21	0	0	0	0	0	0	0	0	1	0	7	0	1	0	7
Rogers	148	0	0	0	0	0	0	0	0	5	3	31	0	5	3	31
Sequoyah	164	0	4	8	0	2	1	2	1	24	22	102	4	35	22	102
Tulsa	134	0	0	0	0	0	0	0	0	1	3	5	0	1	3	5
Wagoner	19	0	0	0	1	0	1	0	1	2	1	3	0	4	1	3
Washington	35	0	0	1	0	0	0	0	0	0	3	8	0	1	3	8
<b>Total:</b>	<b>1,371</b>	<b>0</b>	<b>9</b>	<b>28</b>	<b>3</b>	<b>13</b>	<b>19</b>	<b>164</b>	<b>653</b>	<b>227</b>	<b>108</b>	<b>545</b>	<b>9</b>	<b>227</b>	<b>108</b>	<b>545</b>

**STAGE I:**  
Copies of Deed(s), etc.  
Check Floodmaps/Floodplain  
Identify Utility Companies  
Contact for Site Inspection

**STAGE II:**  
Visit Site  
Identify/Propose Site Plan  
Identify/Propose Utilities  
Identify/Propose Lateral Field  
Identify/Propose Easement(s)  
Deliver Utility Assurance Letters  
Request Abstract from participant

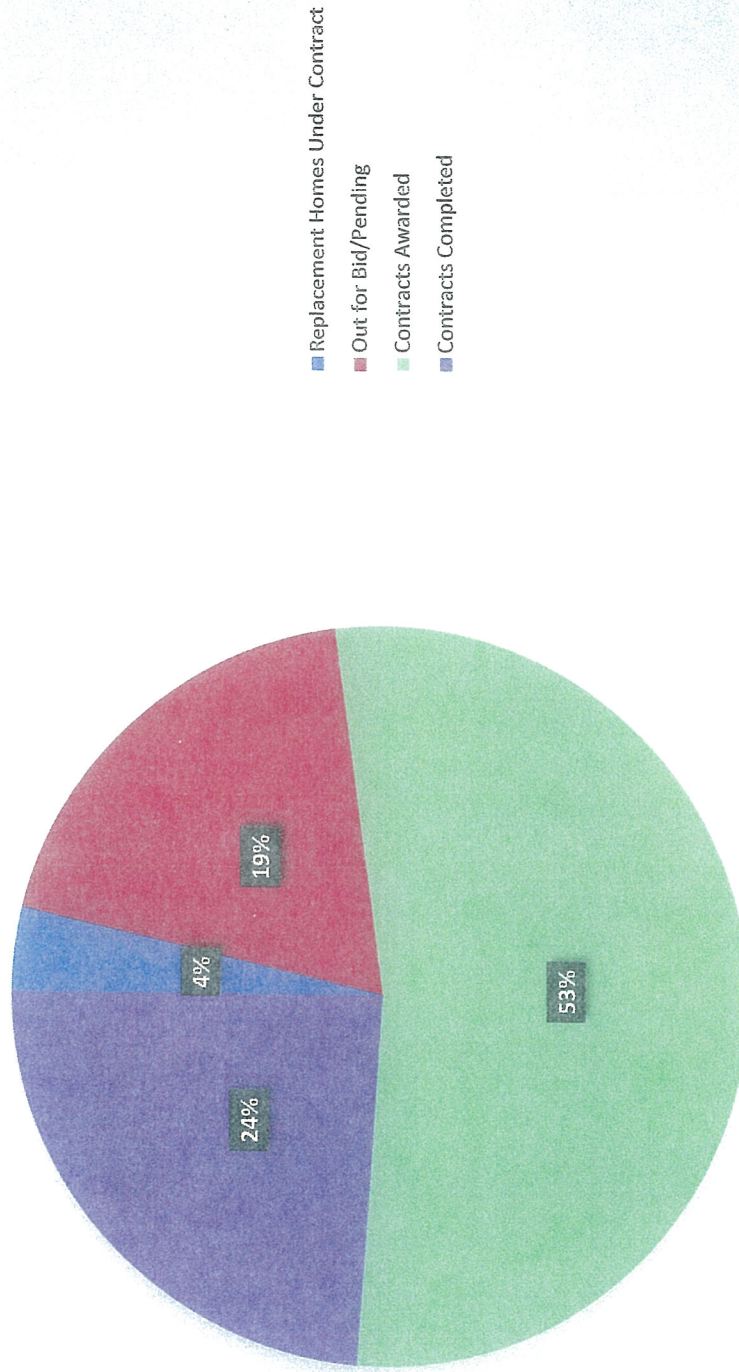
**STAGE III:**  
Order/Receive Survey  
Order/Receive Perc Test  
Receive Utility Assurance  
Receive Abstract from participant

**STAGE IV:**  
Survey Review / Identify Barriers / Process for Closing

# Housing Rehabilitation Programs - Job Statistics

Month Ending:  
March, 2017

Replacement Homes Under Contract	8
Out for Bid/Pending	42
Contracts Awarded	116
Contracts Completed	52

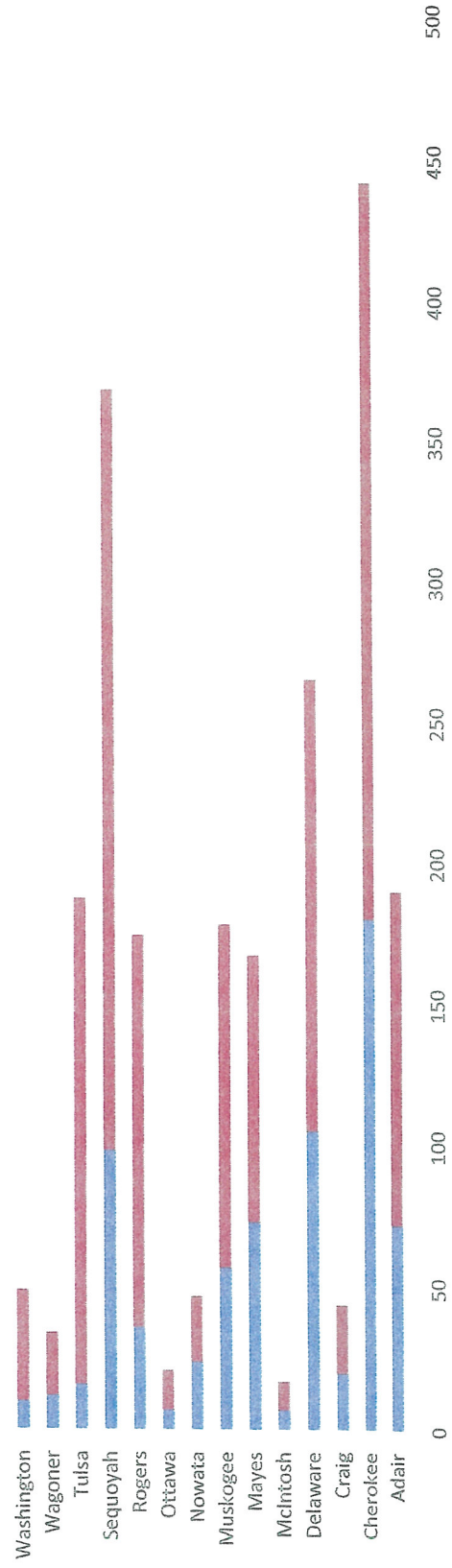
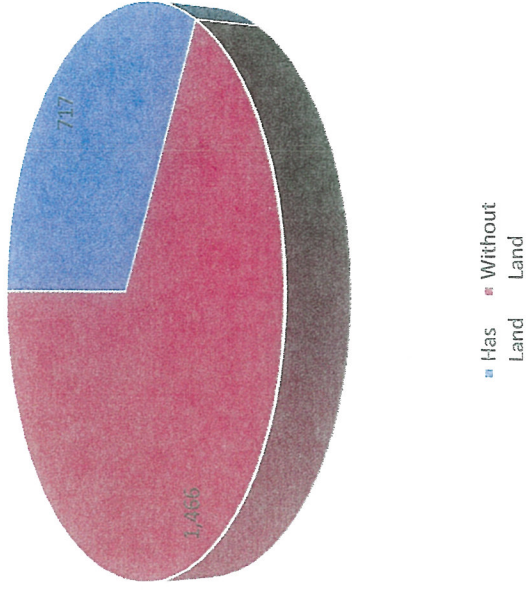




## New Construction Homeownership Program Application Data

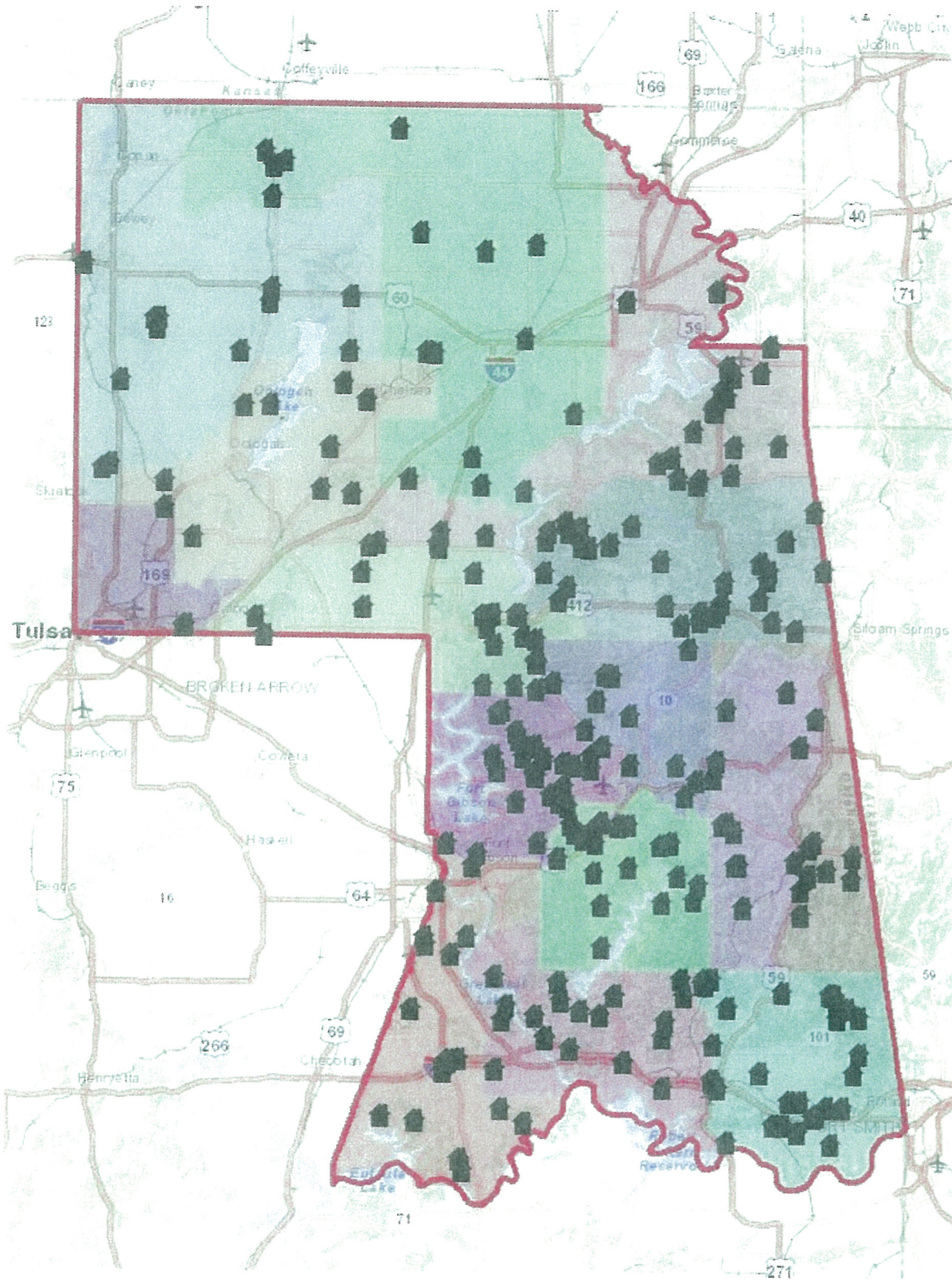
By Has Land/Does not have land:

County	Has Land	Without Land	% With Land	% W/O Land	Total Apps
Adair	72	118	38%	62%	190
Cherokee	180	262	41%	59%	442
Craig	20	24	45%	55%	44
Delaware	105	160	40%	60%	265
McIntosh	7	10	41%	59%	17
Mayes	73	94	44%	56%	167
Muskogee	57	121	32%	68%	178
Nowata	24	23	51%	49%	47
Ottawa	7	14	33%	67%	21
Rogers	36	138	21%	79%	174
Sequoyah	98	270	27%	73%	368
Tulsa	16	171	9%	91%	187
Wagoner	12	22	35%	65%	34
Washington	10	39	20%	80%	49
<b>Total:</b>	<b>717</b>	<b>1,466</b>	<b>33%</b>	<b>67%</b>	<b>2,183</b>



Statistics as of: July 31, 2016

## HACN New Construction Program



*The above map is a representation of locations that the HACN has inspected sites for and/or built new homes on the New Home Construction Program.*

# CHEROKEE NATION TRIBAL COUNCIL

## COMMUNITY SERVICES COMMITTEE REPORT

**Group:** Community Services/ Dept. of Transportation      **Month/Year of Report:** May 2017

**Group Leader:** Ron Qualls   **Phone:** 918-453-5248   **E-mail:** ron-qualls@cherokee.org

### ADAIR COUNTY PROJECTS:

1. Bell North – Right of Way sent the revisions to be made back to Red Plains March 8, 2017.
2. Bell School South – Right of Way is waiting for the appraisals to be completed. . NEPA is complete, received floodplain permit, Still need the Section 404 permit.
3. Bidding Springs Road - Aerials have been received to begin design. Survey is currently in progress.
4. Bunch Road – Had meeting with Engineer. Decided to design a 4-span bridge to replace low water crossing.
5. Chewey Road – NEPA is completed. The firm of Smith-Roberts will start there acquisition process after appraisals are complete.
6. Dahlongah South – NEPA has been completed. The firm of Smith-Roberts started the acquisition process November 1, 2016.
7. Dahlongah West- Working on 60% plans..
8. Lyon South Road - Received aerials to begin design. Received traffic counts. Began preliminary vertical and horizontal alignments. The survey is completed and submitted to design.
9. Lyon Switch Road - Design is working on 90% plans.
10. Malloy Hollow– Design is working with environmental services to supply information needed for the 404 application. Received preliminary relocation plans from Ozark Electric and attended Cherry Tree RWD board meeting to discuss the need to relocate the existing waterline.
11. North Salem (Bethel Road) – Red Plains is revising the exhibits and easements.
12. Rocky Mountain School Loop Bridge – Design complete. Waiting on 404 permit for NEPA to be approved..
13. Sally Bull Hollow – We should have the Level III Archeological Report by June so we will know how to proceed in design. We will also conduct a GPR study around two cemeteries to ensure there are no graves outside the cemeteries. We are getting permission from the landowners to enter their land to do the GPR study.
14. Smith Hollow – Red Plains is revising the utility exhibits and easements.

### CHEROKEE COUNTY PROJECTS:



**CHEROKEE NATION TRIBAL COUNCIL**  
**COMMUNITY SERVICES COMMITTEE REPORT**

1. Hulbert-Lost City (Grace Huddlen) –Right of Way is currently at 68% (28 parcels out of 41 acquired).
2. Mud Valley Road - Aerial data has been received and submitted to Guy Engineering for design.
3. Northeast Fort Gibson- We have purchased credits from the conservation bank and received the biological opinion. The NEPA process is complete. We are moving forward with coordinating utility relocations.
4. Ross Street- Monthly meeting for Engineering and Utility Coordination will be held on April 25, 2017 at 10 a.m. Identified utility companies along the project as LREC, AT&T, TPWA, and NOPFA.
5. Tenkiller School – Construction is -90% complete. Project contract currently in liquidated damages.

**CRAIG COUNTY PROJECTS:**

1. NS-4340 Road – Right of Way sent AT&T's packet to Real Estate Services October 22, 2016. Last check, March 10, 2017 AT&T's packet has not been submitted to the BIA. We are still waiting for PSO to complete their paper work and return it to us.

**DELAWARE COUNTY PROJECTS:**

1. Leach/Kenwood Road –Clearing is completed. Construction is -22% complete. Liquidated damages began on February 11, 2017.
2. Whitewater Bridge (Br. 27) – Tribal Transportation Program Bridge funding request was approved for \$761,257.44. Delaware County/ODOT will be letting this project contract. Construction began on 11/16/2016.

**MUSKOGEE COUNTY PROJECTS:**

1. Northeast Fort Gibson- We have purchased credits from the conservation bank and received the biological opinion. The NEPA process is complete. We are moving forward with coordinating utility relocations.
2. Texanna Road – Survey has been processed. Pavement borings being performed. Preliminary design underway.

**SEQUOYAH COUNTY PROJECTS:**

1. Dwight Mission/Sequoyah Landing Road –Cherokee Nation contributed \$412,110.00 to Sequoyah County as per the agreement between Cherokee Nation and Sequoyah County. Cherokee Nation will contribute up to a total of \$672,839.20 by project completion. Project complete. CE is approved. Pre-Bid Meeting Scheduled for April 17, 2017 at 10:00 a.m. Bid Opening will be May 18, 2017 at 10:00 a.m.

**CHEROKEE NATION TRIBAL COUNCIL**  
**COMMUNITY SERVICES COMMITTEE REPORT**

2. Moonshine Road – Final plans were submitted and being checked before sending to Engineer for final check and signature. Utility locations along the project are being located to identify the need for possible relocations.

**WASHINGTON COUNTY PROJECTS:**

1. Matoka Bridge (Br. #84) – Awarded to H&H Bridge Company, construction begins April 3, 2017 and is scheduled to be completed by July 21, 2017 Cherokee Nation contributed \$700,370.24 to Washington county as per the agreement between Cherokee Nation and Washington county.

**III. CHEROKEE TRANSIT SYSTEM:**

There are currently three van orders: order #1 – two biofuel conversion vans with an expected delivery date of late April to mid May and order #2 – one gasoline conversion van with an expected delivery date of late March to early April.

Ridership on all five current routes for the month of March 2017 are:

1. Sallisaw to Tahlequah – 168 rides
2. Pryor to Catoosa – 921 rides
3. Salina to Tahlequah – 86 rides
4. Stilwell to Tahlequah – 28 rides
5. Muskogee to Tahlequah – 201 rides
6. Tahlequah to Claremore – 51 rides
7. Tahlequah to Catoosa – 372 rides
8. Stilwell to West Siloam Springs – 333 rides
9. Tahlequah to Muskogee – 14 rides
10. Individual Demand Response Trips: 7,104

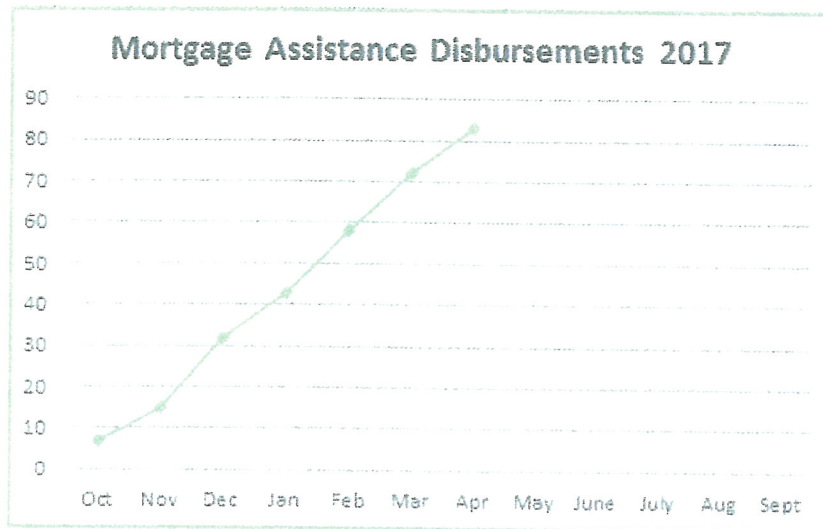
Note: Ridership reports run 2 months behind.

# Commerce Group

*Securing and enhancing the financial well-being of the Cherokee people, businesses and communities*

Anna Knight, Executive Director  
918-453-5532  
anna-knight@cherokee.org

## Mortgage Assistance Program

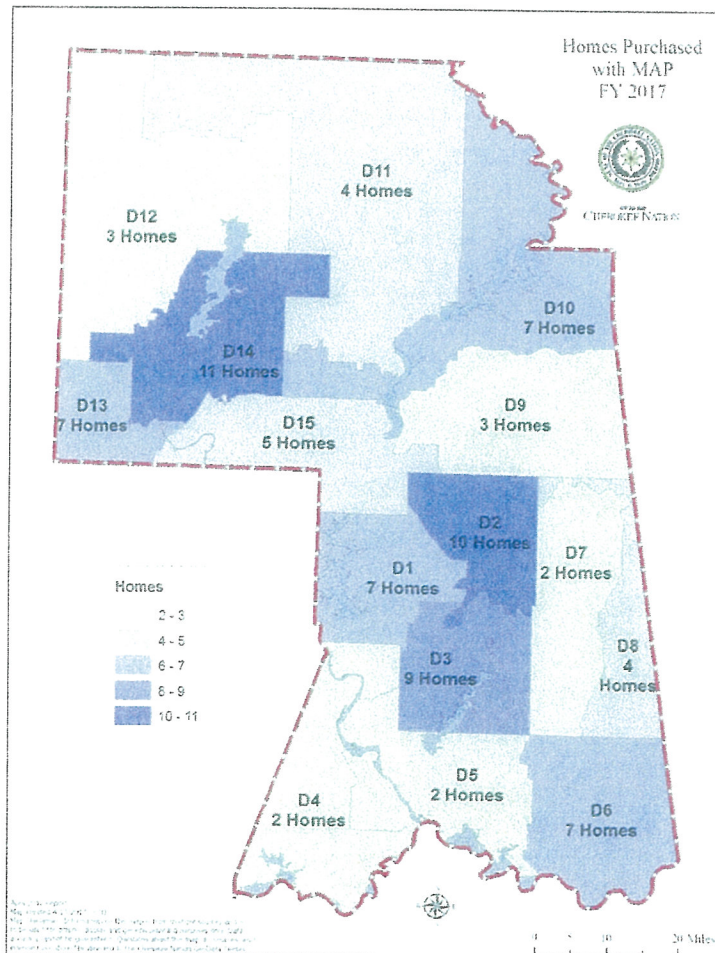


83 Families became Homeowners through financial counseling and down payment assistance.

60 families used the HUD 184 Loan Program.

### MAP Household Averages

Household income	\$37,402.79
Home Price	\$103,445.83



Cherokee Nation's partnership with the IRS **Volunteer Income Tax Assistance Program** was a success. Between February 2<sup>nd</sup> and April 18<sup>th</sup>, **1,609 tax returns** have been submitted with total refunds of \$2,399,739.

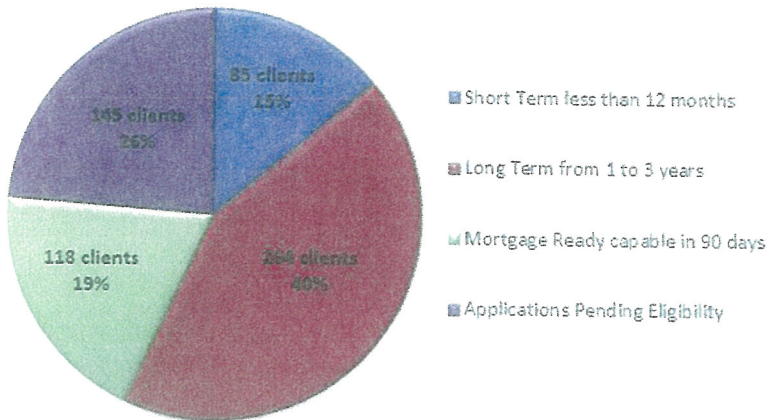
The next **Home Buyers Fair** will be held **April 28<sup>th</sup>** at the **RSU Pryor Campus** from 2 pm to 7 pm. The fair will include vendors involved in the home buying process, such as lenders, inspectors, realtors, insurers, etc.

Financial coaches will be on hand to help families pull copies of their free credit reports from [www.annualcreditreport.com](http://www.annualcreditreport.com).



## Home Buying and Financial Counseling

### MAP Applications and Financial Counseling

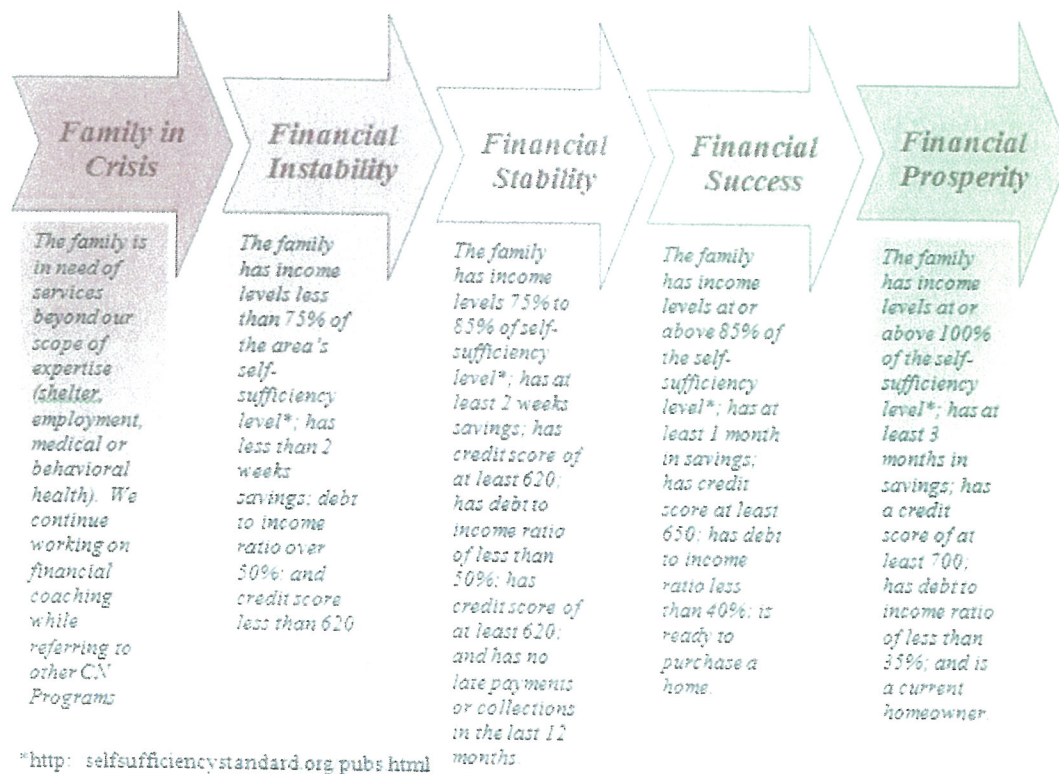


612 families are in the home buyers' pipeline, either having completed or active in financial counseling.

Since FY07, 758 families unable to obtain a non-predatory mortgage on their own have completed self-sufficiency counseling and obtained a non-predatory mortgage.

36 families this year have finished counseling to obtain a non-predatory mortgage.

We use a **Financial Prosperity Spectrum** to measure financial coaching and asset building for MAP families.



The Homebuyers Education class was very thorough and the handouts were helpful; I referred back to them throughout the entire home buying process.

**P. Brittain, Cherokee County Mortgage Assistance recipient**

**865 families** have participated in financial and credit coaching this year.

469 families still actively pursuing goals

2% financial prosperity

24% financial success

18% financially stable

55% financially instable

### Financial Counseling Impact

Increase to Credit Score	21 points
Debt to Income with Mortgage	31.00%
Debt to Income Reduction after Counseling	3.8%

**827 consumer loans totaling \$972,443.59** have been made through the Small Business Assistance Center as of April 15<sup>th</sup>. Three of these were **Foreclosure Prevention loans totaling \$76,358.93**.

**432 families are actively saving in iSave** for home rehabilitation or home purchase. iSave is a *matched savings program* wherein income eligible families save a certain amount of money over a period of time and the iSave program matches the families' savings to build financial assets.

Families purchasing a home must attend an intensive **homeownership training** class. Year to date **243 families have attended these classes**, which are held throughout the Cherokee Nation.

Citizens, Cherokee Nation employees and CNB employees have the opportunity to attend financial education classes on topics ranging from spending plans, balancing checkbooks and couponing. Year to date **622 people have attended community and work based financial education classes**.

### Training Schedule

Workshops and Classes			
Date	Location	Time	Workshop
May 2 -4	Sallisaw	5:30 pm – 9:00 pm	Homebuyers Training
May 8-10	Claremore	5:30 pm – 9:00 pm	Homebuyers Training
May 11	Claremore	6:00 pm - 8:00 pm	Types of Overspending
May 15-17	Tahlequah	5:30 pm – 9:00 pm	Homebuyers Training
May 17-18	Jay	10:00 am – 5:00 pm	Homebuyers Training
May 17	Tahlequah	2:00 pm – 4:00 pm	Types of Overspending
June 5-7	Sallisaw	5:30 pm – 9:30 pm	Homebuyers Training
June 12-14	Claremore	5:30 pm – 9:30 pm	Homebuyers Training
June 14	Claremore	2:00 pm – 4:00 pm	Financial Education Class
June 19-21	Tahlequah	5:30 pm – 9:30 pm	Homebuyers Training
June 21	Tahlequah	2:00 pm – 4:00 pm	Financial Education Class
July 10-13	Sallisaw	5:30 pm – 9:30 pm	Homebuyers Training
July 12-13	Jay	10:00 am – 5:00 pm	Homebuyers Training
July 17-19	Tahlequah	5:30 pm – 9:30 pm	Homebuyers Training
July 19	Tahlequah	2:00 pm – 4:00 pm	Financial Education Class
July 24-26	Claremore	5:30 pm – 9:30 pm	Homebuyers Training
July 26	Claremore	2:00 pm – 4:00 pm	Financial Education Class





# CHEROKEE NATION INDIAN CHILD WELFARE MONTHLY REPORT March 2017

Nikki Baker-Limore, Executive Director

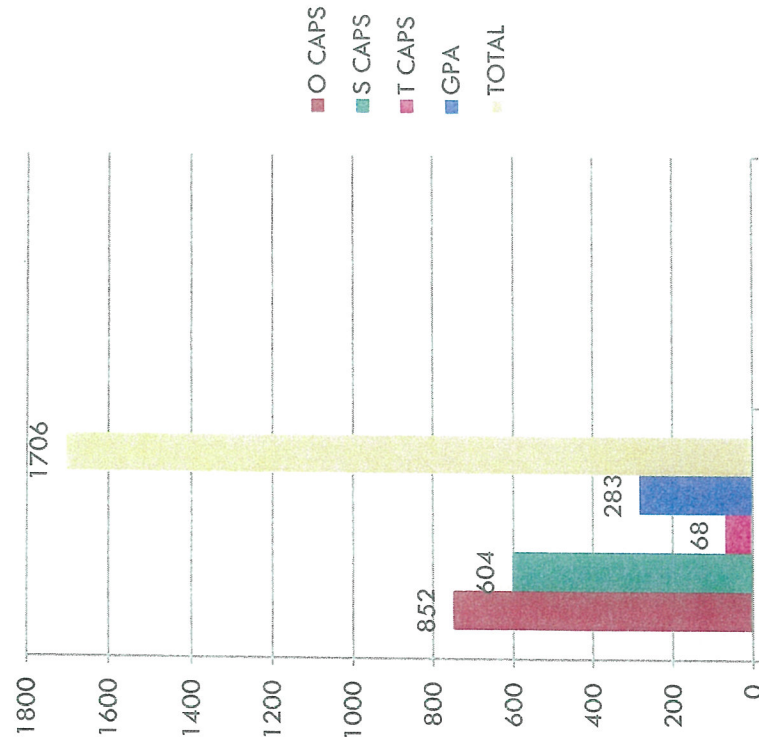


# Protecting Children, Families and the Nation

**Month of March:**  
**1,706 Children**  
with Assigned ICW Workers

## Programs with court interaction

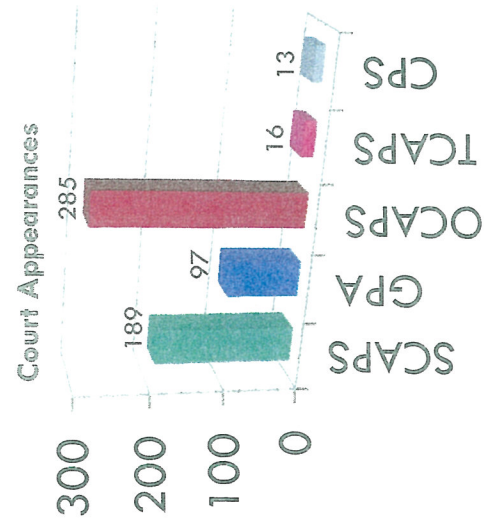
- **OCAPS: Out-Of-District Court Advocacy and Permanency Services**
  - ▣ Involved in child welfare cases in non-jurisdiction counties in Oklahoma and all 50 states.
  - ▣ Most work is done telephonically or electronically.
  - ▣ Emphasis on education about the Indian Child Welfare Act and ensuring States comply with it.
- **SCAPS: State Court Advocacy and Permanency Services**
  - ▣ Involved in child welfare cases inside the 14 counties of which all or part are within the jurisdiction of the Nation.
  - ▣ Emphasis on education about the Indian Child Welfare Act and ensuring OKDHS compliance, and sometimes provide Tribal Foster Homes.
  - ▣ Provides services to the families when OKDHS fails to do so or as an alternative to OK DHS services.
- **TCAPS: Tribal Court Advocacy and Permanency Services**
  - ▣ Involved in child welfare cases which are wholly under the jurisdiction of the Nation and OKDHS is not involved.
  - ▣ These cases originate on Indian Country or are transferred in from State district courts. Hearings are held at our Tribal Court House. Tribal Foster Homes are fully utilized.
- **GPA: Guardianships and Private Adoptions**
  - ▣ Involved in voluntary adoptions when the birth parents wish to place their child for adoption.
  - ▣ Monitors Guardianships and Private Adoptions for compliance with the Indian Child Welfare Act and the best interests of children.
  - ▣ Serves Cherokee children and their families in Tribal Court and parts of Oklahoma.
- **CPS: Child Protective Services**
  - ▣ Receives referrals involving allegations of maltreatment of Cherokee children.
  - ▣ Investigates allegations of child maltreatment in Indian Country and co-investigates with DHS in some counties when Cherokee children are involved.



# Exercise of Tribal Sovereignty

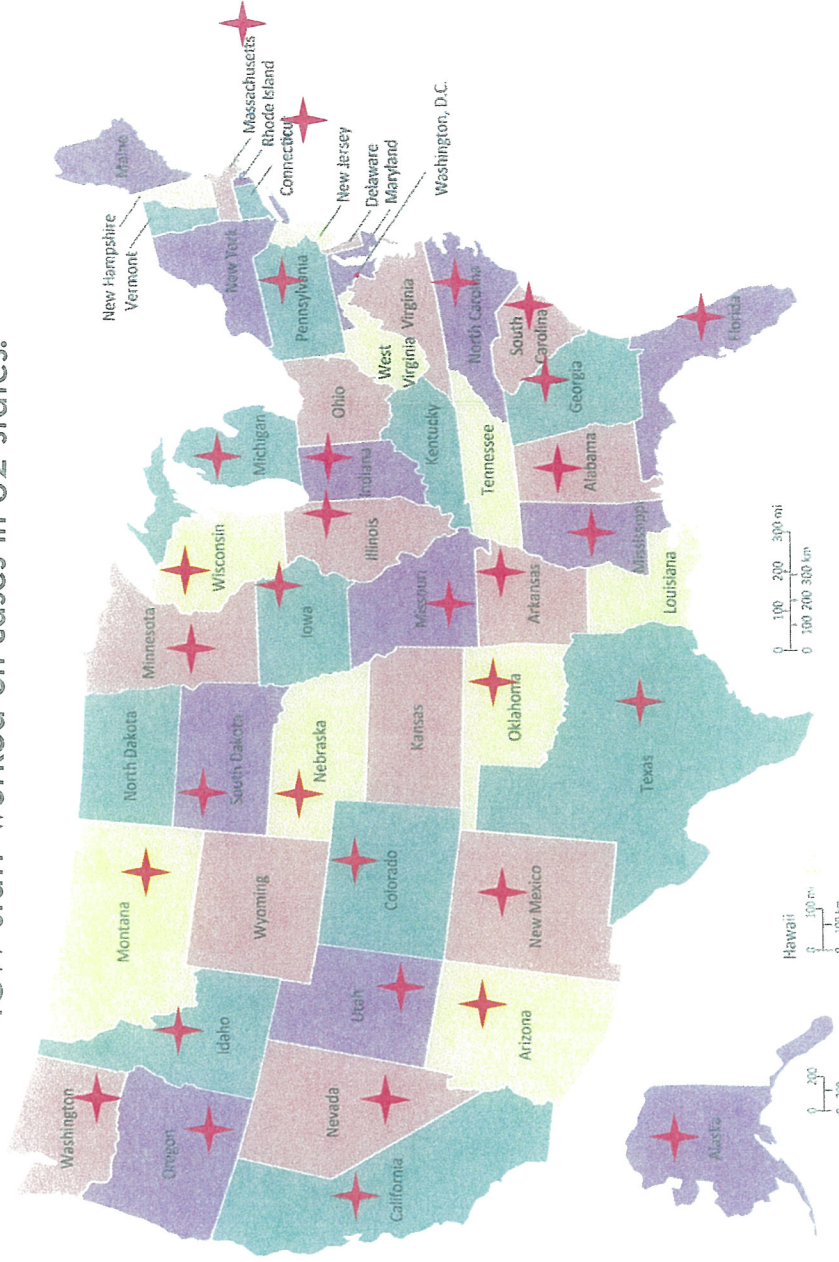
## In March:

Indian Child Welfare workers  
went to court 600 times on  
behalf of Cherokee children  
and families.



■ SCAPS ■ GPA ■ OCAPS ■ TCAPS ■ CPS

ICW staff worked on cases in 32 states.





# Efficient & Effective Work

## Eligibility Notices

When a County or State's child welfare agency gets involved in the life of a family that they suspect to be Cherokee, they're required by the Indian Child Welfare Act (ICWA) to send Notice to the tribe. The tribe must then reply to confirm or deny whether the children are members of (or eligible to become members of) the tribe. The tribe has 30 days to respond.

### Month of March

Cherokee Nation received:

- CN Jurisdictional area – 84 notices involving 159 children
- Outside of CN Jurisdictional area – 584 notices for 1,024 children.
- Totalling – 1,183 children.
- The longest Response-to-Notice time this month was 35 days.

## Prevention and Intervention

Indian Child Welfare Family Protection Services Unit (FPS) assists families in need of hands-on training to correct the conditions that lead to children being removed from their home. These services often include completing a 28 week parenting program that discusses topics like discipline, nutrition, budgeting, and housekeeping. We primarily assist all our tribal CAPS cases but can assist in State cases when a request is made. This helps insure that families have the tools they need to be reunited. We have also added Triple P Parenting curriculum to our program this year.

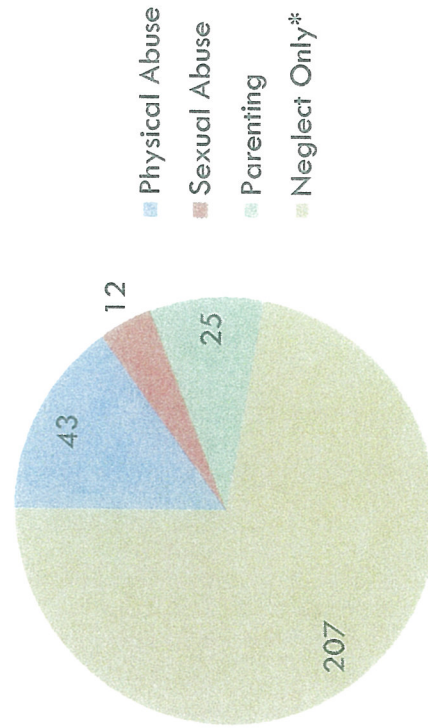
### Month of March

FPS served 39 children and 28 families.



# Child Protective Services

Types of Abuse/Neglect Reported



\*Almost all referrals are for a primary reason as well as neglect

## Month of March

- Child Protective Services (CPS) received 287 referrals of child abuse/neglect from 31 Oklahoma counties as well as 4 from other states.
  - 287 referrals involved 207 alleged neglect, 43 alleged abuse and 12 alleged sexual abuse, 25 requested services due to abuse. 122 alleged substance abuse, and 47 alleged domestic abuse.
  - 3 of the 287 were co-investigated by OKDHS and CPS.
  - 14 of the 287 cases were investigated by CPS on Indian Country.
  - 0 of the 287 cases were investigations from a casino related referral.
- 10 Cherokee child(ren) were removed from Tribal land due to confirmed abuse/neglect.
- 4 Cherokee child(ren) were removed during conjoint investigations due to confirmed abuse/neglect.

# CERTIFICATION AND PLACEMENT

## (Foster & Adoptive Homes)

### CERTIFICATION SERVICES

#### Home Closure Reasons for March:

- 3 homes closures because permanency of a placed child was finalized.
- 1 home closure because of families school schedule.
- 1 home closure because family sold their home and are moving.
- 1 home closure because they finalized adoption of a baby from another agency.
- 1 home closure was because the family just had a new baby.
- 1 home closure was because of their failure to complete the re-assessment process.
- 1 home closure was processed with personal reasons being cited.

#### Types of Certified Placement Resource Homes

- **Non-Relative Adoptive:** Families who hope to adopt children when the children's parents' rights are terminated. These homes do not take foster placements.
- **Non-Relative Foster/Adopt:** Families who take foster placement of children knowing their parental rights are not terminated and they could return home, but if they don't the placement family will have the first chance to adopt them.
- **Non-Relative Foster:** Families who are willing to take in children they do not know on a temporary basis, but may last years. These families usually do not adopt children.
- **Relative Adoptive/Foster:** Families who are related to the children and are fostering them or planning to adopt them. They do not take in children they are not related to.
- **Emergency/Respite:** Families that take very short-term placement of children while more permanent placements are sought or when only a short-term placement is needed.

