

HUMAN SERVICES

Tribal Council Monthly Report

March 2018

Marsha Lamb

Executive Director

Email: marsha-lamb@cherokee.org

Phone Number: 918-453-5355

Kara Whitworth
Director of Child Support Services
Email: kara-whitworth@cherokee.org
Phone Number: (918) 453-4127

Jennifer Kirby
Director of Youth Services & Special Projects
Email: jennifer-kirby@cherokee.org
Phone Number: (918) 453-5150

Penny Norseworthy
Director of Finance
Email: penny-norseworthy@cherokee.
Phone Number: (918) 453-5375

Jennifer Kirby
Interim Director of Family Assistance
Email: jennifer-kirby@cherokee.org
Phone Number: (918) 453-5150

Tricia Peoples
Director of Child Care Development Centers
Email: tricia-peoples@cherokee.org
Phone Number: (918) 453-5045



HUMAN SERVICES

Tribal Council Monthly Report

TABLE OF CONTENTS

| | |
|---|------------------|
| <u>Youth Services & Special Projects</u> | 1 |
| John A. Ketcher Youth Services Center | 1 |
| Youth Services | 2 |
| Cherokee PARENTS | 3 |
| <u>Child Care & Child Development</u> | 4 |
| Child Care Development Centers | 4 |
| Subsidy | 4 |
| Resource & Referral | 5 |
| Licensing & Monitoring | 5 |
| <u>Office of Child Support</u> | 6 & 7 |
| <u>Family Assistance Department</u> | 8 |
| Food Distribution | 8 |
| BIA Social Services | 8 |
| LIHEAP | 9 |
| Elder Services | 9 |
| Burial Assistance | 10 |
| NAHASDA | 11 |
| Family Assistance | 11 |
| School Clothing Programs | 12 |
| <u>Cherokee First</u> | 13 |
| Cherokee First Reception | 13 |
| Community Youth | 13 |
| Community Adult | 14 |




GWYD DBF
CHEROKEE NATION®

HUMAN SERVICES

| | |
|----------------------|-----|
| Number of Employees | 273 |
| Number of Vacancies | 30 |
| Number of Volunteers | 19 |

Human Services Announcements:



GWYB DBP
CHEROKEE NATION®

YOUTH SERVICES & SPECIAL PROJECTS

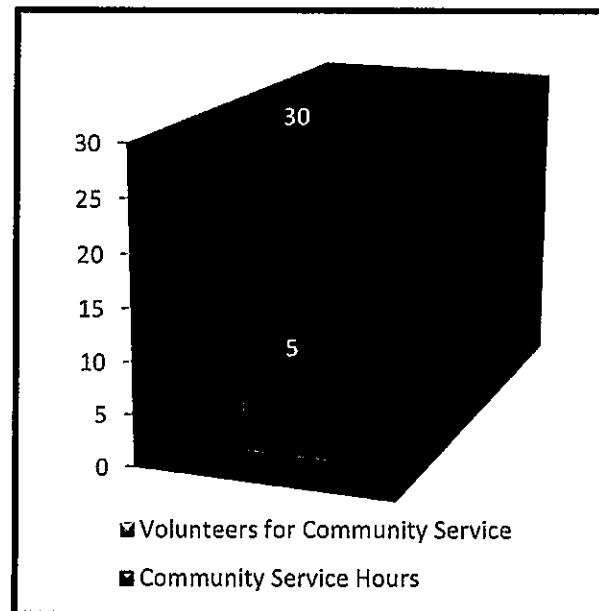
Director - Jennifer Kirby

| | |
|----------------------|----|
| Number of Employees | 24 |
| Number of Vacancies | 2 |
| Number of Volunteers | 0 |

| Programs |
|---------------------------------------|
| John A. Ketcher Youth Services Center |
| Youth Services |
| Cherokee PARENTS |
| Veteran's Center |

John A. Ketcher Youth Services Center :

| | |
|---------------------|----|
| Young people served | 10 |
| Admissions | 6 |

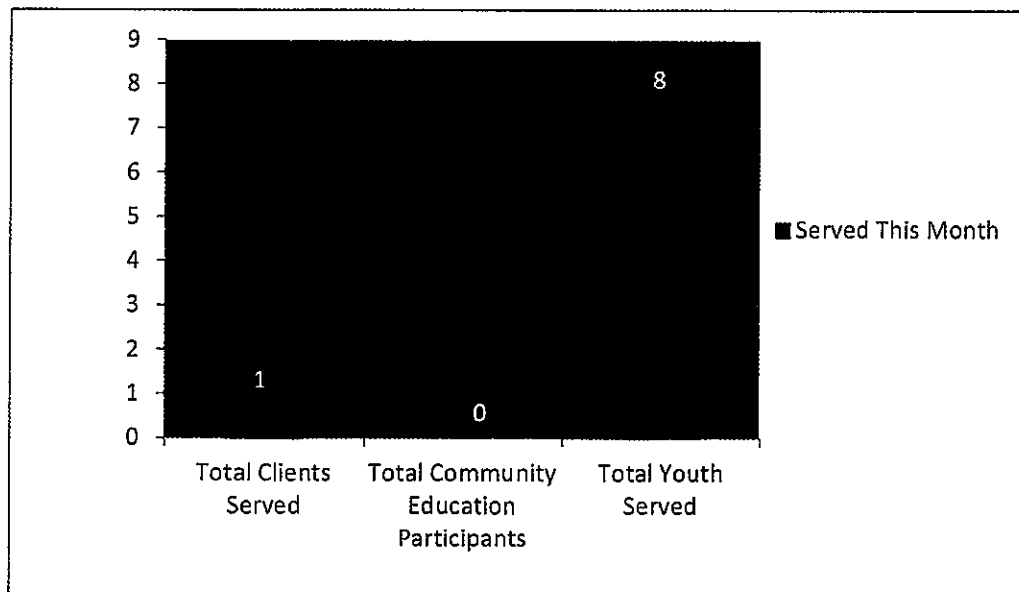



GWYB DBF CHEROKEE NATION®

YOUTH SERVICES & SPECIAL PROJECTS

Youth Services :

Total Community Events & Presentations 0

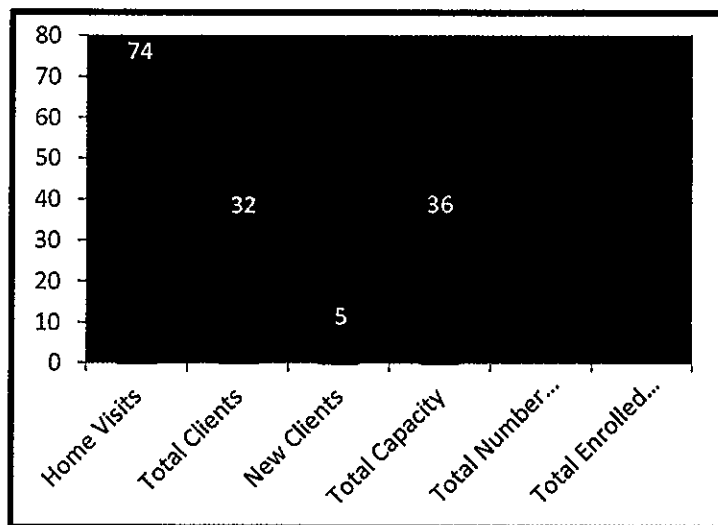


GWYB DBP CHEROKEE NATION®

YOUTH SERVICES & SPECIAL PROJECTS

Cherokee PARENTS :

| | |
|---------------|----|
| Total Clients | 32 |
|---------------|----|



Child Care Development Centers :

- Stilwell - We are working on developmental assessments and preparing for Parent/Teacher conferences. The drills were conducted. The Fire system was inspected and passed with no deficiencies.
- Tahlequah - Contacted 18 applicants on waiting list. "8" enrolled. Easter parties and Chuck Hoskin Jr. read to the preschool children on Dr. Seuss day.
- Resource & Referral - CC Staff Dev., Read Across America, International Infant/Toddler mtg, Native American Assoc, Park Planning, A Fighting Chance seminar, Autism training, Storytelling at Seq. Elem. Head Start, Using Cultural Arts, JOM presentation, TRAUMA, JOM presentation, Raising Resilient Oklahomans, NE Comm Partners mtg, CN Legislative Day, OTCCA mtg, Children's Farmers market mtg, Website updates mailed
- Licensing - Monitoring Institute, Resilient Children, C. Zervas, Passport, HS Board, R&R Comm Mtg, JOM conf, OTCCA, Stars Hearing, Referrals -2 (Warm line OEH) SHD Sup. Mtg, IT Mtg



GWYD DBF
CHEROKEE NATION®

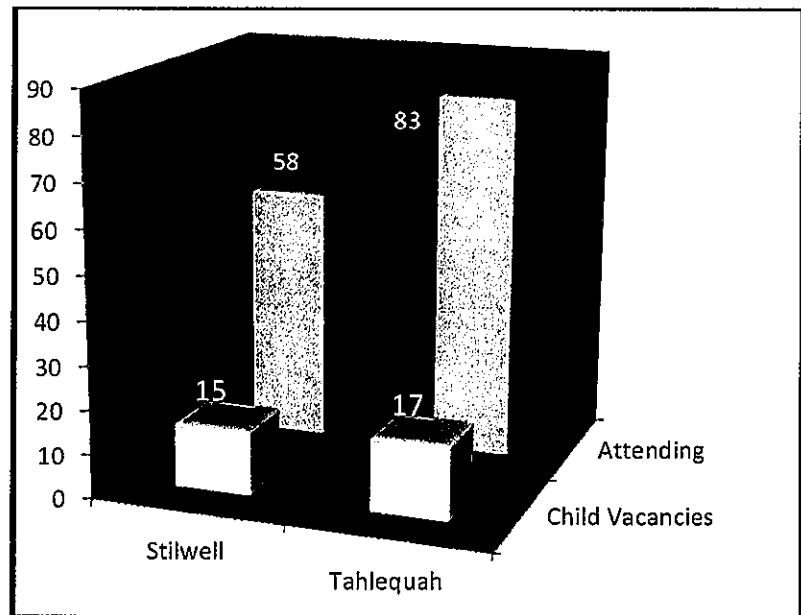
CHILD CARE & CHILD DEVELOPMENT

Director - Tricia Peoples

| | |
|----------------------|-----|
| Number of Employees | 103 |
| Number of Vacancies | 17 |
| Number of Volunteers | 0 |


| Programs |
|--------------------------------|
| Child Care Development Centers |
| Subsidy |
| Resource & Referral |
| Licensing & Monitoring |

Child Care Development Centers :



Subsidy :

| | |
|--------------------|---------------|
| Children Receiving | 1,649 |
| Amount Distributed | \$ 479,992.00 |

| | |
|---|-----------|
|  | |
| Average Distribution Per Child | \$ 291.08 |



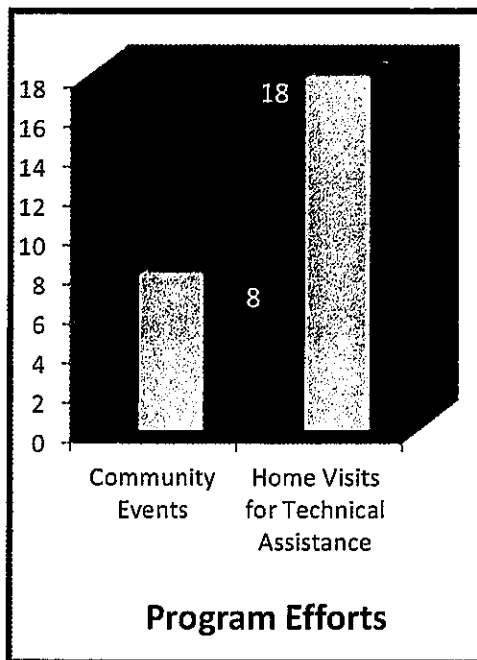

GWYD DBF CHEROKEE NATION®

CHILD CARE & CHILD DEVELOPMENT

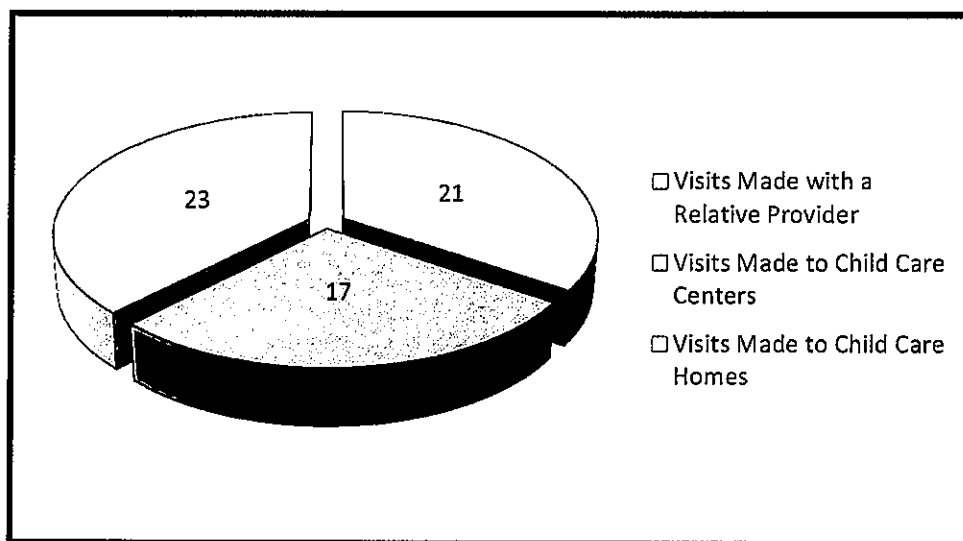
Resource & Referral :

Trainings for the Month

14



Licensing & Monitoring :



GWYB DBP
CHEROKEE NATION®

OFFICE OF CHILD SUPPORT

Director - Kara Whitworth

| | |
|----------------------|----|
| Number of Employees | 33 |
| Number of Vacancies | 1 |
| Number of Volunteers | |

March Collections-CN
 Payment Center only: \$ 271,482.00

Total Client Contacts

2,683

Total Court Hearings

91

Total Active Efforts Case

1,394

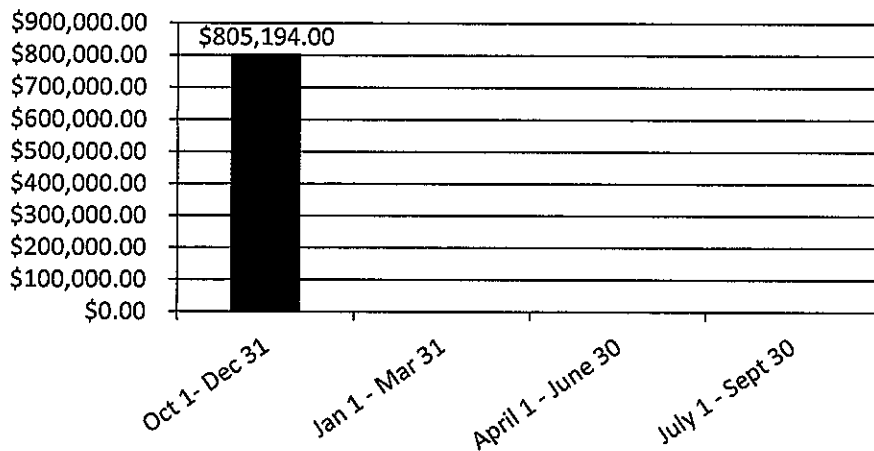
Total Case Assessments for Service

22

Total Applications Distributed

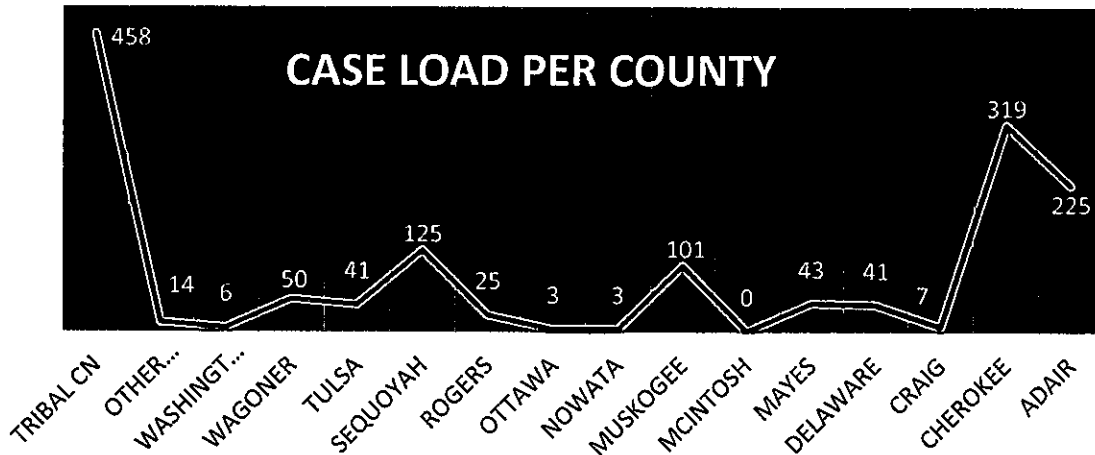
82

Total Quarterly Collections



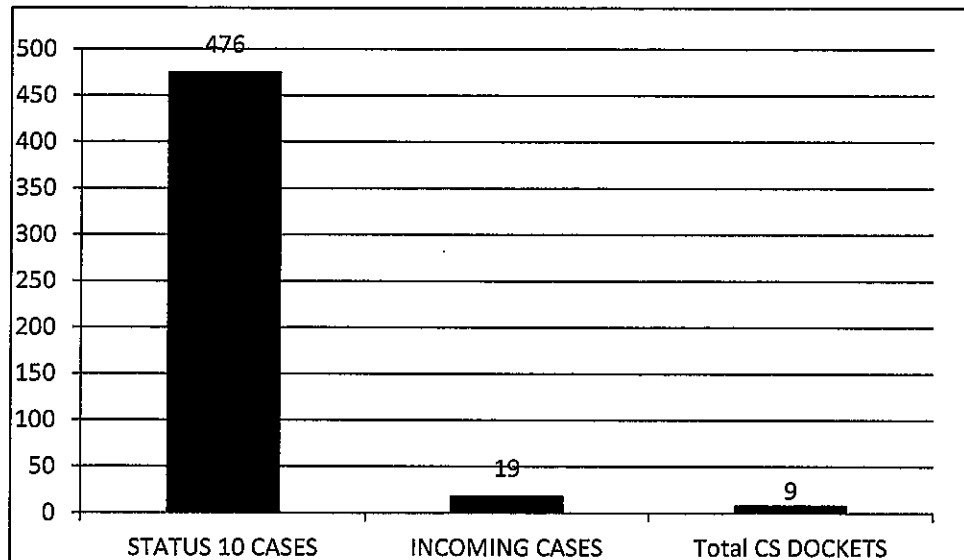
*Includes payment center collections, tax intercepts, and other special collections

CASE LOAD PER COUNTY



GWYD DBP
CHEROKEE NATION®

OFFICE OF CHILD SUPPORT



Child Support:

Child Support Services had a busy month in March. The case management unit recently interviewed and hired a new child support specialist III. The applications have continued to be double what we had received this time last year. We distributed 82 and received 28 new application for new cases. Our attorney and case managers have been busy with enforcement activities; there was another record number of court hearings this month-91! Also, the following success stories were recorded by casemanagers as the program works to provide quality customer services that are in the best interest of the children and families that are served: 1- One of the Child Support specialists had been working over a couple years with Navajo Nation to get an order established for one of their clients where the NCP resided within the Navajo reservation. They finally were able to have a hearing through the Navajo Nation Tribal Court system, with our staff and the custodial party appearing telephonically to facilitate the hearing. It was a very successful collaboration w/ Navajo Nation staff and Cherokee Nation staff! Our staff learned a lot about Navajo Nation child support processes as a result and will be an asset to her coworkers in the future if we need to work with Navajo Nation again. Also, our office attempts what we call precontempt meetings before actually filing contempt motions on NCP's for court intervention to attempt to get them back on track to making regular child support payments before going to court. This has been a great tool utilized by all case managers as they work towards enforcing orders.



GWYB DBP
CHEROKEE NATION®

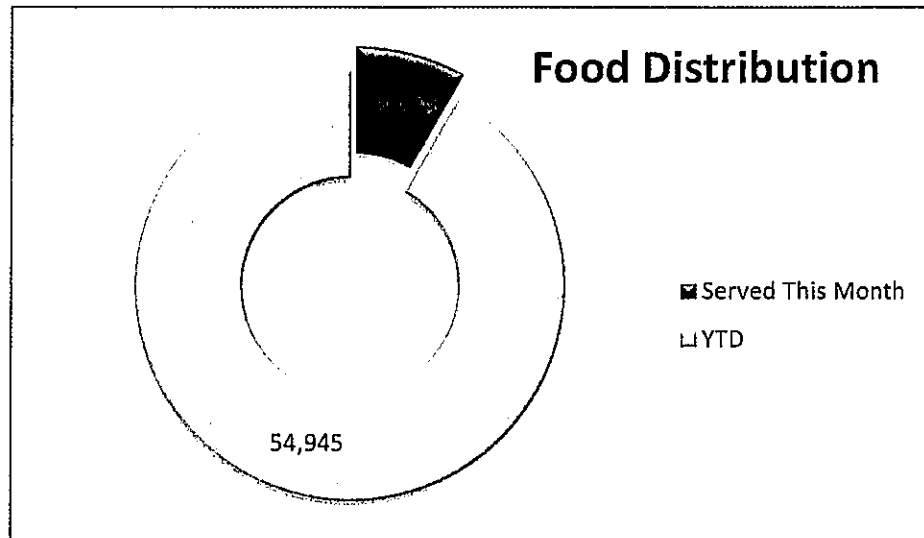
FAMILY ASSISTANCE DEPARTMENT

Interim Director - Jennifer Kirby


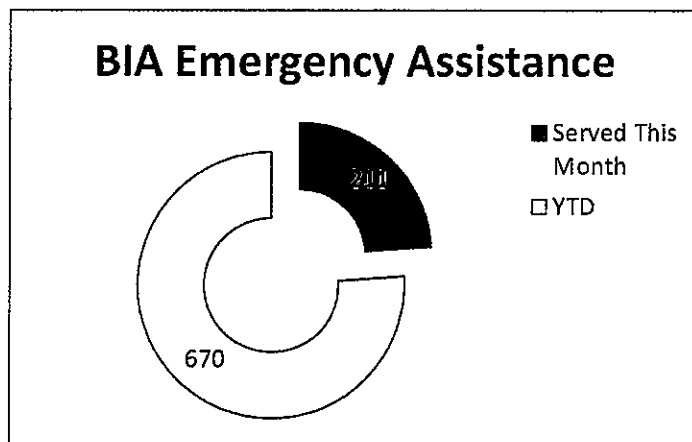
| | |
|----------------------|-----|
| Number of Employees | 113 |
| Number of Vacancies | 10 |
| Number of Volunteers | 19 |

| Programs |
|-------------------|
| Food Distribution |
| Social Services |
| Burial Assistance |
| Elder Care |
| Family Assistance |
| LIHEAP |
| NAHASDA |
| CITGO |

Food Distribution :



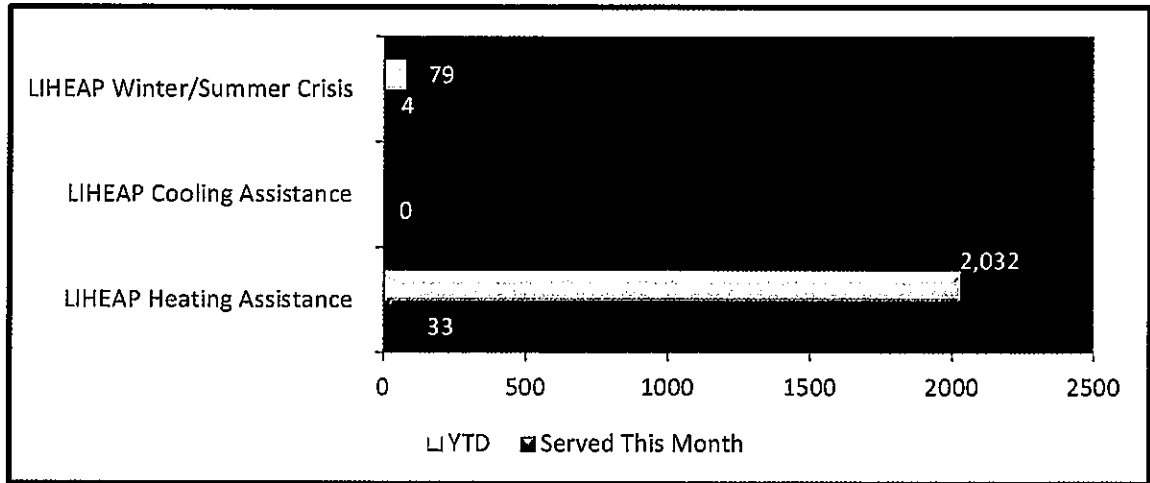
BIA Social Services :



GWY.9 DBF
CHEROKEE NATION®

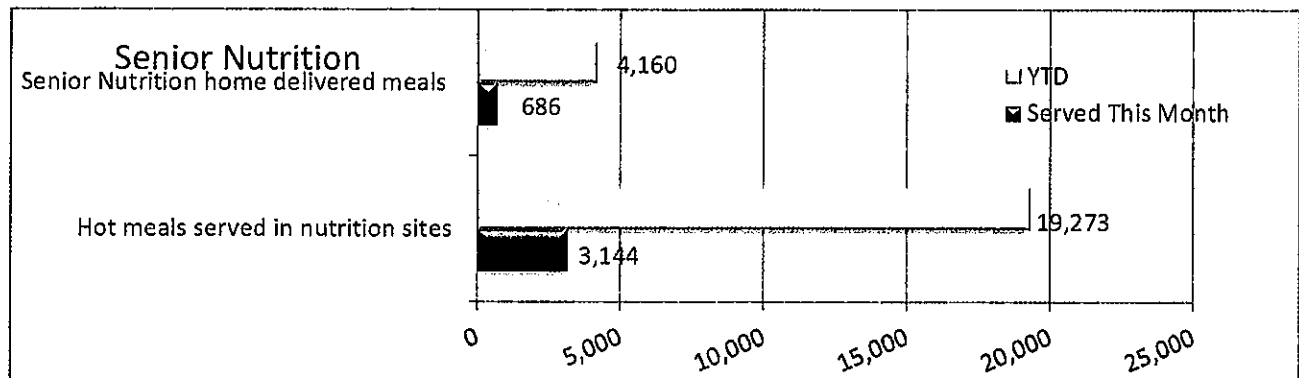
FAMILY ASSISTANCE DEPARTMENT

LIHEAP:

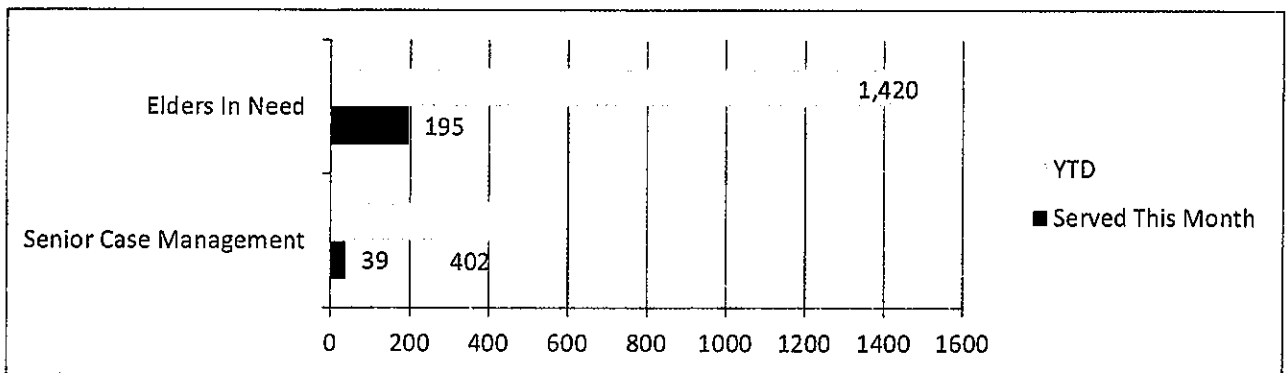


*(LIHEAP COOLING ASSISTANCE) Program starts in December and ends in February

Elder Services :



*Program starts in April



*Elders In Need Monies are dispersed in February and August.



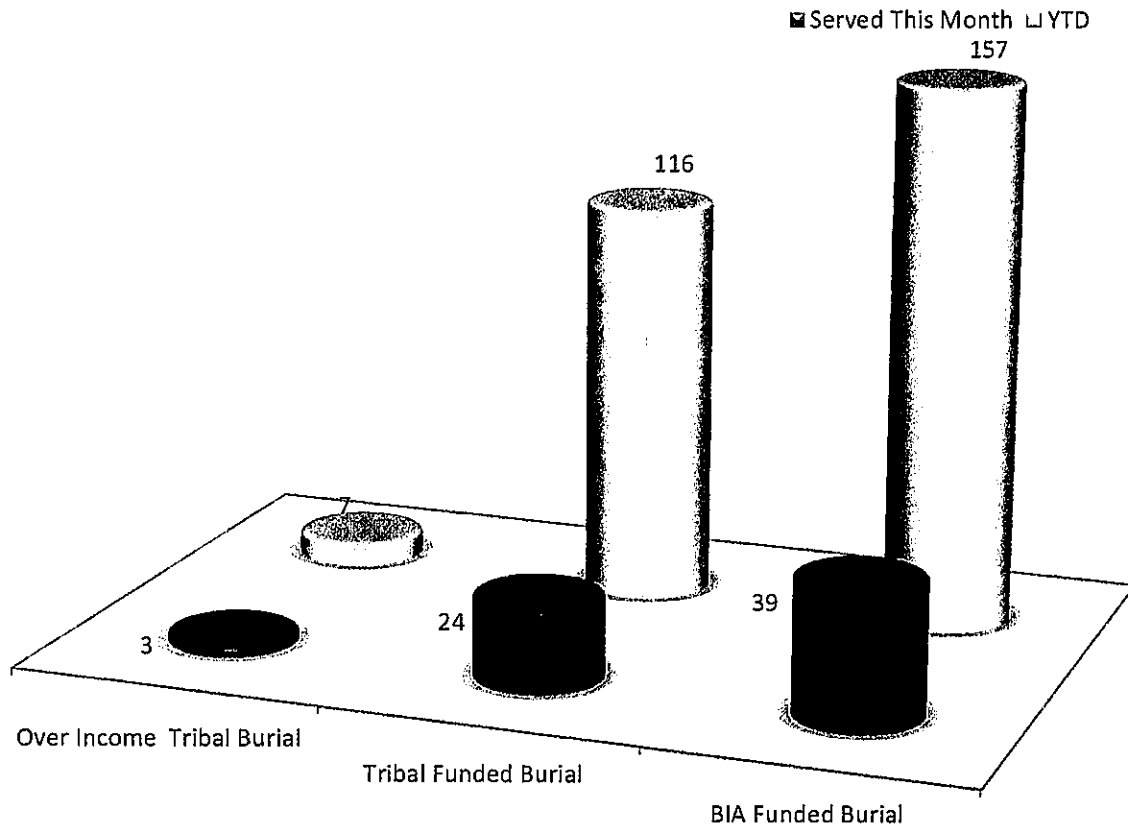
GWYB DBF

CHEROKEE NATION®

FAMILY ASSISTANCE DEPARTMENT

Burial Assistance :

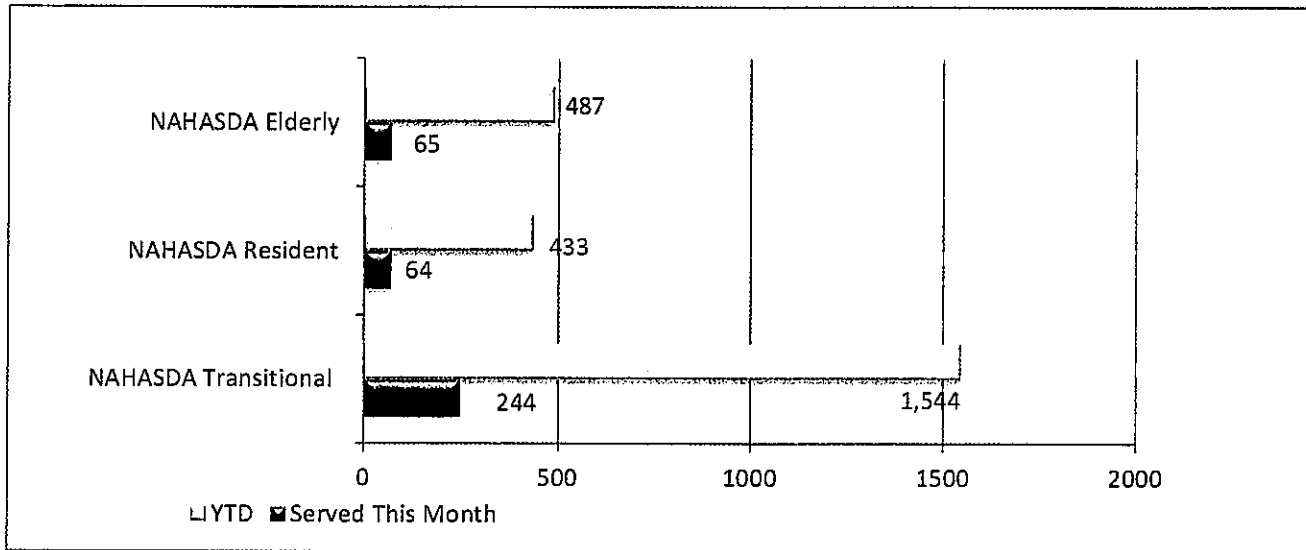
Burial - Clients Served



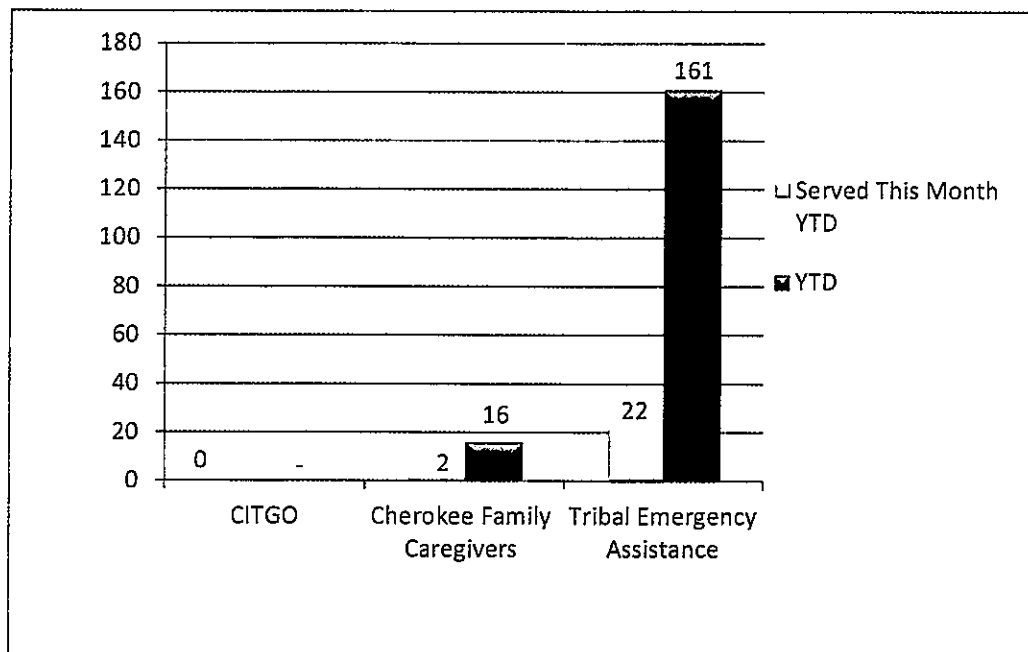
GWYB DBF
CHEROKEE NATION®

FAMILY ASSISTANCE DEPARTMENT

NAHASDA :



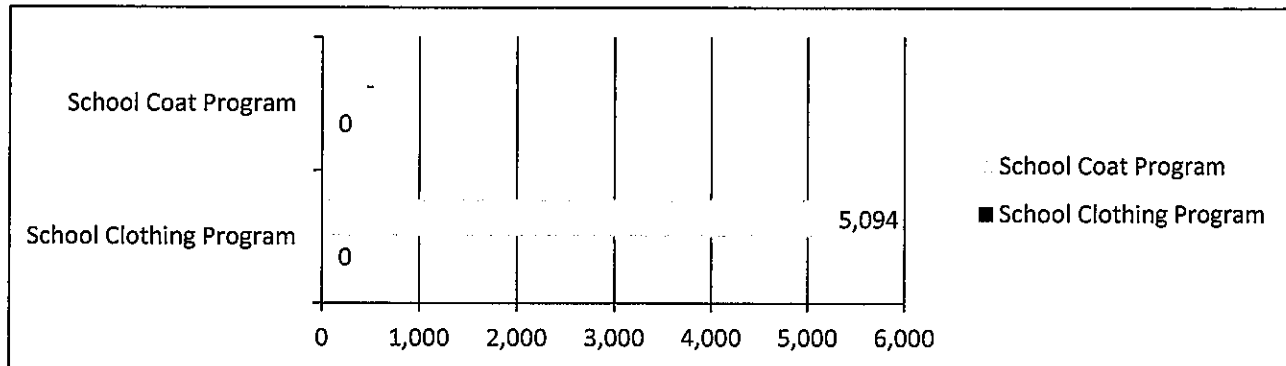
Family Assistance :



GWYD DBP
CHEROKEE NATION®


FAMILY ASSISTANCE DEPARTMENT

School Clothing Assistance Programs :



*School Clothing Program starts in July, before the school year begins.

Family Assistance:



GWYB DBP
CHEROKEE NATION®

CHEROKEE FIRST

Administrative Officer - Janelle Smith

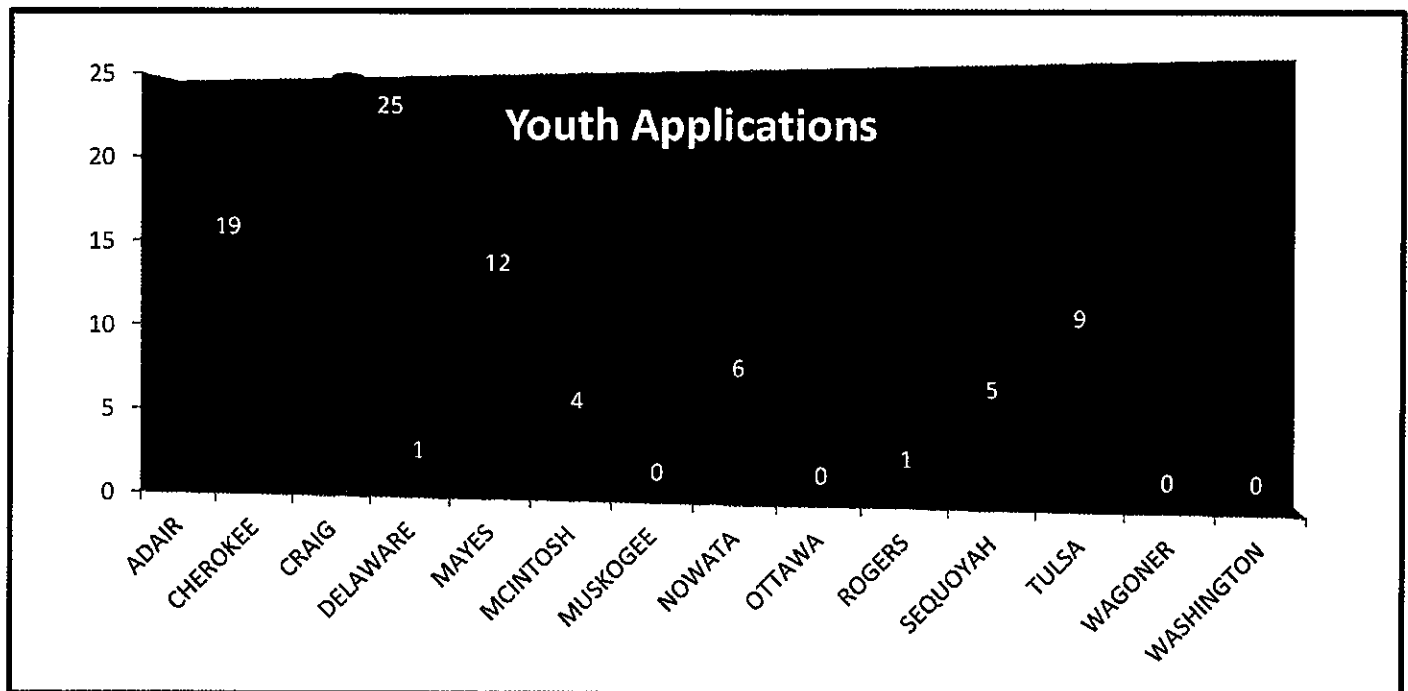
| | |
|----------------------|---|
| Number of Employees | 3 |
| Number of Vacancies | 0 |
| Number of Volunteers | 0 |

| Programs |
|-----------------|
| Reception |
| Community Youth |

Reception :

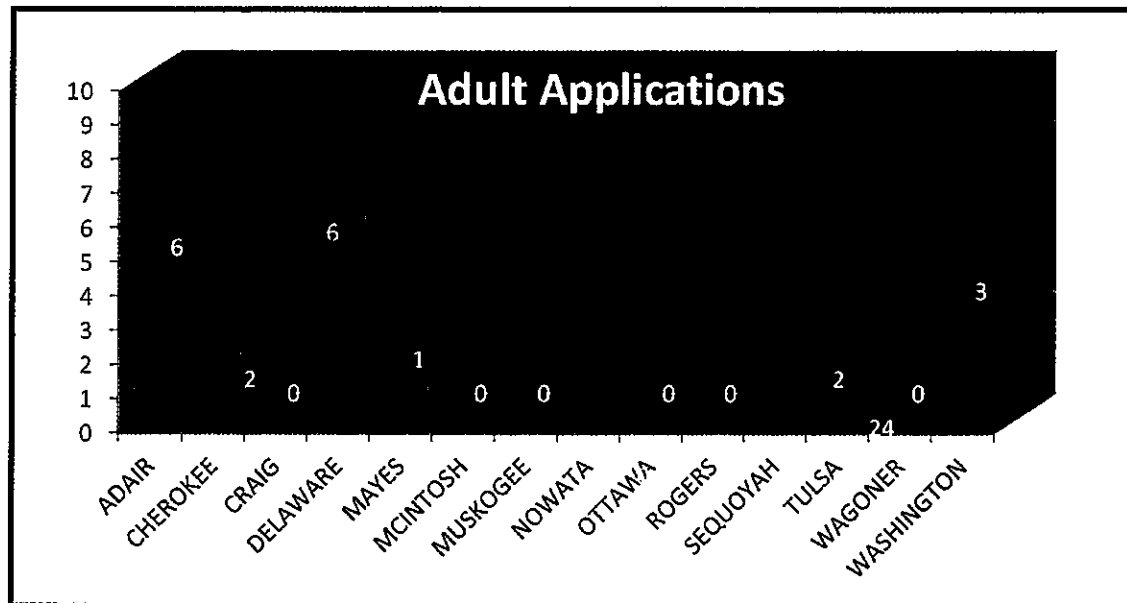
| | |
|----------------------------------|-------|
| Total Walk Ins/Phone Calls Taken | 1,504 |
| Total Applications Taken | 103 |

Community Youth :



GWYB DBF

CHEROKEE NATION®



Overview of Community Leadership Program Applications

| | |
|-------------|----|
| Total Youth | 64 |
| Total Adult | 15 |

Monthly Total Amount Distributed

| | |
|-------|--------------|
| March | \$ 20,600.00 |
|-------|--------------|



CHEROKEE NATION TRIBAL COUNCIL

COMMUNITY SERVICES COMMITTEE REPORT

Group: Community Services

Month/Year of Report: April 2018

Executive
Director:

Ron Qualls

Phone:

E-mail:

I. Budget Highlights

1. Still awaiting funding notification from IHS for 2018 projects.
2. 2017 IHS Scattered Housing project (New/Like New Homes) is full. Applicants currently on file will have to wait on arrival of FY18 project funding notifications.
- 3.

II. Program Highlights

a.) Balanced Scorecard Measures

1. Trained 142 food handlers
2. Repaired 15 sewer and/or water facilities
3. Installed 33 sewer and/or water facilities

b.) Accomplishments

1. Construction on Fort Gibson WTP project approximately 85% complete.
2. Began sampling water wells in the Snake Creek/Iron Post area. 25 samples complete.
3. Started construction on the 2 Mile Rd Waterline (Muskogee Co RWD # 7) approximately 20% complete.
4. Construction on the Delaware Co RWD # 11 Phase II waterline is approximately 25% complete.
5. Construction on the Southern Delaware Co Regional WTP is approximately 40% complete.
6. Construction on the Duck Lane small lift station at Cherry Tree complete.
7. Opened bids for Kenwood North Waterline project.
8. Attended annual IHS meeting in Roland, OK

c.) Future Plans

1. Beginning to solicit projects from PWA's and RWD's for submittal on the FY19 IHS SDS list. Projects usually due June 1st.
2. ICDBG Project for Cherry Tree Lagoons
3. RCAP conference in New Orleans, LA

CHEROKEE NATION TRIBAL COUNCIL
COMMUNITY SERVICES COMMITTEE REPORT

Group: Community Services/ Dept. of Transportation **Month/Year of Report:** May 2018

Executive Director: Michael Lynn **Phone:** 918-453-5396 **E-mail:** Michael-lynn@cherokee.org

Comments:

ADAIR COUNTY PROJECTS:

1. Bell North – Utility meeting to set utility easements was conducted on December 13, 2017.
2. Bell School South – This project has one utility to relocate and they have requested 60 days to finalize relocation plans.
3. Bunch Road – Currently in bridge design.
4. Chewey Road – NEPA is completed. The 404 permit is being updated. Right-of-way acquisition is 75% complete. We have requested utility relocation information from Red Plains.
5. Dahlongah South – NEPA has been completed. Right-of-way acquisition is underway. Utility relocation information has been received, Holloway Updike and Bellen is coordinating the utility relocation.
6. Dahlongah West- Holloway Updike and Bellen Engineers working on 60% plans.
7. Honey Hill Phase I –T. McDonald Construction has been awarded the contract. Construction began November 27, 2017. Construction is 60% complete on schedule at this time. Earthwork and Aggregate Base .
8. Lyon South Road - Design is at 90% stage. Holloway Updike and Bellen Engineers has finalized H&H and submitted to CNDOT design.
9. Lyon Switch Road - Design is working on 90% plans.
10. Malloy Hollow– Design is working with environmental services to supply information needed for the 404 application. Preliminary relocation plans have been received 3 of the 4 impacted utility companies. Final plans completed. MOA with ODWC is complete but still waiting on signatures. Right of Way easements and exhibits are being worked on.
11. North Salem (Bethel Road) – Red Plains is revising the exhibits and easements.
12. Rocky Mountain School Loop Bridge – Design complete. Waiting on 404 permit for NEPA to be approved. Two parcels needed for right-of-way have been submitted to the County Commissioner to condemn for title.
13. Sally Bull Hollow – Level III archeological report is completed. Engineer is working on splitting the project into Phase I and Phase II.
14. Smith Hollow – Red Plains is revising the utility exhibits and easements.

CHEROKEE COUNTY PROJECTS:

CHEROKEE NATION TRIBAL COUNCIL
COMMUNITY SERVICES COMMITTEE REPORT

1. Hulbert-Lost City (Grace Huddlen) – Two parcels needed for right-of-way have been submitted to the County Commissioner to condemn for title. Waiting on the construction of Highway 51 to complete roadway section at the beginning of the project so we can tie in and get accurate quantities for the overlay.
2. Mud Valley Road - Aerial data has been received and submitted to Guy Engineering for design. They are currently working on preliminary survey and design.
3. Northeast Fort Gibson- The NEPA process is complete. Utilities are in the process of being relocated.
4. Ross Street- Construction plans are at 90% stage and have been reviewed by the second level engineer (CGA Engineers). CGA has submitted the Traffic Signal Control Plans to incorporate into our plans. Three remaining parcels needed for right-of-way are being considered for condemnation. Utility relocation plans and agreements have been received from 4 of the 5 impacted utility companies.

CRAIG COUNTY PROJECTS:

1. NS-4340 Road –Utility relocation in process.

DELAWARE COUNTY PROJECTS:

1. Leach/Kenwood Road – Construction is -60% complete. Contract liquidated damages began on February 11, 2017. As of March 31, 2018 the number of days have accumulated to 414 days over the contract time at \$1000.00 per day.
2. Kansas/Dry Creek – Holloway Updike & Bellen completed all ownership changes and submitted updated easements and exhibits on July 18, 2017. Right of Way is preparing parcel folders to begin r/w acquisition in the next few months.

MAYES COUNTY PROJECTS:

1. Chimney Rock – Utility are in the process of being relocated.

MUSKOGEE COUNTY PROJECTS:

1. Northeast Fort Gibson- Utilities are in the process of being relocated.
2. Texanna Road – Survey has been processed and ready for design. Working on 30% Preliminary Plans.

SEQUOYAH COUNTY PROJECTS:

1. Moonshine Road – A final inspection was performed on March 20th with no major deficiencies found. Waiting on final payment.

CHEROKEE NATION TRIBAL COUNCIL
COMMUNITY SERVICES COMMITTEE REPORT

III. CHEROKEE TRANSIT SYSTEM:

The Cherokee Nation Transit has plans to decommission one vehicle due to maintenance issues and advertise for two new transit vans. These vans will be purchased with Tribal Transportation Program and Federal Transit Administration funding.

Ridership on all routes for the month of March 2018 were:

1. Sallisaw to Tahlequah – 245 rides
2. Pryor to Catoosa – 788 rides
3. Salina to Tahlequah – 75 rides
4. Stilwell to Tahlequah – 60 rides
5. Muskogee to Tahlequah – 121 rides
6. Tahlequah to Pryor/Claremore – 98 rides
7. Tahlequah to Catoosa – 341 rides
8. Stilwell to West Siloam Springs – 375 rides
9. Tahlequah to Muskogee – 54 rides
10. Individual Demand Response Trips: 6,894

Note: Ridership reports run 2 months behind.

CHEROKEE NATION TRIBAL COUNCIL
COMMUNITY SERVICES COMMITTEE REPORT

| | | | |
|---------------------|--------------------------|-----------------------|---------------------|
| Group: | <u>Housing Authority</u> | Month/Year of Report: | <u>May, 2018</u> |
| Executive Director: | <u>Gary J. Cooper</u> | Phone: | <u>918-456-5482</u> |
| Deputy Director: | <u>Erna Reeves</u> | | |

Public Disclosures:

As required by 24 CFR Part 1000.30, services provided to Housing Authority of the Cherokee Nation / Cherokee Nation Employees and Employee relatives from funds received pursuant to the Native American Housing Assistance and Self-Determination Act of 1996 (NAHASDA), shall be publicly disclosed.

The following applicants have been determined eligible for participation.

LOW RENT APARTMENT:

The following employee and/or relatives were approved to receive services for Low Rent Apartment pursuant to guidelines set forth in the Housing Policy as approved by the Principal Chief of the Cherokee Nation and HACN Policy as approved by the Board of Commissioners.

Jeremy Gordon, an employee of HACN

HOMEOWNERSHIP:

The following employee and/or relatives were approved to receive services for Homeownership program pursuant to guidelines set forth in the Housing Policy as approved by the Principal Chief of the Cherokee Nation and HACN Policy as approved by the Board of Commissioners.

None to report

RENTAL ASSISTANCE/TEMPORARY RENTAL ASSISTANCE/COLLEGE HOUSING:

The following employee and/or relatives were approved to receive services for Rental Assistance program pursuant to guidelines set forth in the Housing Policy as approved by the Principal Chief of the Cherokee Nation and HACN Policy as approved by the Board of Commissioners.

Anissa McCoy, sister is Darlene McCoy of CN Human Services
Doyle Drywater, sister is Stacy Myer of CN Human Services

NEW CONSTRUCTION HOMEOWNERSHIP PROGRAM: *(Non-NAHASDA Program)*

The following employee and/or relatives were approved to receive services for the New Construction Homeownership program pursuant to guidelines set forth in the HACN Policy as approved by the Board of Commissioners.

None to report

HOUSING REHABILITATION PROGRAM

The following employee and/or relatives were approved to receive services from the Housing Rehabilitation program pursuant to guidelines set forth in the HACN Policy as approved by the Board of Commissioners.

Betty Mosley, niece is Evelyn Pettigrew of HACN



Keys to a brighter future

Announcements

Board of Commissioners Meeting:

May 22 May Regular BOC Meeting at 5:30 PM

Office Closures:

May 28 Memorial Day

Other Info:

May 30- National American Indian Housing Council /
Jun 1 AMERIND Risk, Annual Conventions

All offices and staff of the HACN may be reached through the main office number, regardless of their office location. The local and toll free numbers are:

918-456-5482

800-837-2869

Employee Email is:

firstname.lastname@hacn.org

www.hacn.org

Housing Authority of the Cherokee Nation
Month Ending: March, 2018

Current Program Participants:

| County | Community Shield Insurance | Low Rent Apartments | Rental Assistance | | | Homeownership | | Loans | | Totals | |
|---------------|----------------------------|---------------------|-------------------------|----------------------------|--------------------------|-------------------------|------------------------|---------------------------|-------------------------------|----------------------------|-------------------|
| | | | Rental Assistance (RAP) | Temporary Assistance (TAP) | College Housing Programs | Home-ownership Programs | New Construction Homes | Title VI Mortgage Program | Assumable/ Other Mtg. Program | Total Housing Participants | % of Participants |
| Adair | 457 | 149 | 79 | 3 | 8 | 105 | 66 | 20 | 3 | 890 | 14% |
| Cherokee | 578 | 182 | 220 | 4 | 22 | 228 | 153 | 58 | 2 | 1,447 | 23% |
| Craig | 37 | 50 | 28 | 0 | 3 | 10 | 14 | 2 | 0 | 144 | 2% |
| Delaware | 308 | 117 | 74 | 0 | 10 | 73 | 103 | 19 | 5 | 709 | 12% |
| McIntosh | 15 | N/A | 0 | 0 | 2 | 5 | 3 | 0 | 0 | 25 | 0% |
| Mayes | 220 | 131 | 50 | 0 | 8 | 54 | 45 | 11 | 1 | 520 | 8% |
| Muskogee | 113 | 49 | 47 | 1 | 0 | 49 | 48 | 12 | 0 | 319 | 5% |
| Nowata | 32 | 38 | 21 | 0 | 0 | 10 | 26 | 1 | 0 | 128 | 2% |
| Ottawa | 25 | N/A | 1 | 1 | 1 | 7 | 7 | 4 | 1 | 47 | 1% |
| Rogers | 147 | 67 | 141 | 7 | 7 | 78 | 35 | 43 | 3 | 528 | 9% |
| Sequoyah | 514 | N/A | 126 | 10 | 14 | 152 | 126 | 56 | 4 | 1,002 | 16% |
| Tulsa | 57 | N/A | 76 | 3 | 3 | 28 | 8 | 4 | 1 | 180 | 3% |
| Wagoner | 13 | N/A | 3 | 0 | 2 | 58 | 4 | 1 | 1 | 82 | 1% |
| Washington | 24 | 41 | 31 | 1 | 1 | 26 | 12 | 3 | 0 | 139 | 2% |
| Total: | 2,540 | 824 | 897 | 30 | 81 | 883 | 650 | 234 | 21 | 6,160 | 100% |
| 1,008 | | | | | | | | | | 255 | |

Current Applications:

| County | Rehab Programs | Rehab Replacement Homes | Rehab Replacement Mobile | NAHASDA Home-ownership | Community Shield Insurance | Rental Properties / Apartments | Rental Assistance | New Home Construction | % NHCP | Total Apps | % of Total |
|---------------|----------------|-------------------------|--------------------------|------------------------|----------------------------|--------------------------------|-------------------|-----------------------|-------------|--------------|-------------|
| Adair | 178 | 3 | 4 | 19 | 19 | 177 | 279 | 205 | 10% | 884 | 13% |
| Cherokee | 180 | 1 | 3 | 45 | 23 | 221 | 221 | 490 | 24% | 1,184 | 18% |
| Craig | 51 | 0 | 0 | 3 | 1 | 8 | 28 | 61 | 3% | 152 | 2% |
| Delaware | 141 | 0 | 1 | 20 | 13 | 138 | 140 | 249 | 12% | 702 | 11% |
| McIntosh | 6 | 0 | 0 | 0 | 0 | N/A | 4 | 14 | 1% | 24 | 0% |
| Mayes | 95 | 1 | 2 | 9 | 11 | 40 | 158 | 162 | 8% | 478 | 7% |
| Muskogee | 66 | 0 | 1 | 7 | 2 | 54 | 133 | 154 | 8% | 417 | 6% |
| Nowata | 24 | 0 | 0 | 6 | 2 | 35 | 16 | 59 | 3% | 142 | 2% |
| Ottawa | 13 | 0 | 0 | 2 | 0 | N/A | 19 | 26 | 1% | 60 | 1% |
| Rogers | 67 | 1 | 1 | 21 | 1 | 369 | 266 | 188 | 9% | 914 | 14% |
| Sequoyah | 207 | 3 | 1 | 7 | 11 | N/A | 382 | 190 | 9% | 801 | 12% |
| Tulsa | 59 | 0 | 1 | 24 | 6 | N/A | 227 | 156 | 8% | 473 | 7% |
| Wagoner | 21 | 0 | 0 | 8 | 1 | N/A | 14 | 33 | 2% | 77 | 1% |
| Washington | 30 | 0 | 0 | 18 | 2 | 91 | 67 | 40 | 2% | 248 | 4% |
| Total: | 1,138 | 9 | 14 | 189 | 92 | 1,133 | 1,954 | 2,027 | 100% | 6,556 | 100% |



Tribal HUD - VASH

VA Supportive Housing Program

| County | Applications | | | Assistance | Totals | |
|------------|--|-----------------|--------------|------------|--------|-------------------|
| | Referrals Received / Applications Processing | Vouchers Issued | Waiting List | | Total | % of Participants |
| Adair | 0 | 0 | 0 | 0 | 0 | 0% |
| Cherokee | 0 | 0 | 0 | 5 | 5 | 36% |
| Craig | 0 | 0 | 0 | 0 | 0 | 0% |
| Delaware | 0 | 0 | 0 | 1 | 1 | 7% |
| McIntosh | 0 | 0 | 0 | 0 | 0 | 0% |
| Mayes | 0 | 0 | 0 | 1 | 1 | 7% |
| Muskogee | 0 | 0 | 0 | 0 | 0 | 0% |
| Nowata | 0 | 0 | 0 | 0 | 0 | 0% |
| Ottawa | 0 | 0 | 0 | 0 | 0 | 0% |
| Rogers | 0 | 1 | 0 | 4 | 5 | 36% |
| Sequoyah | 0 | 0 | 0 | 2 | 2 | 14% |
| Tulsa | 0 | 0 | 0 | 0 | 0 | 0% |
| Wagoner | 0 | 0 | 0 | 0 | 0 | 0% |
| Washington | 0 | 0 | 0 | 0 | 0 | 0% |
| Total: | 0 | 1 | 0 | 13 | 14 | 100% |



TRIBAL HUD-VASH HOUSING VOUCHER PROGRAM

**THE HOUSING AUTHORITY OF THE CHEROKEE
NATION AND THE OF DEPARTMENT OF VETERAN
AFFAIRS ARE OFFERING A HOUSING VOUCHER
PROGRAM FOR NATIVE AMERICAN VETERANS WHO
ARE HOMELESS OR AT-RISK OF BECOMING
HOMELESS.**

**FOR MORE INFORMATION OR FOR AN
APPOINTMENT TO SEE IF YOU QUALIFY FOR THIS
PROGRAM, PLEASE CONTACT LISA LOOK AT THE
JACK C. MONTGOMERY VAMC.**

DEPARTMENT OF VETERAN AFFAIRS
Lisa Look, MSW, LCSW, LADAC
Tribal HUD/VASH Case Manager for Cherokee Nation
1011 Honor Heights Drive
Muskogee, Oklahoma 74401
Phone: (918) 616-8794 | Fax: (918) 577-3329
Lisa.Look@va.gov

**New Construction Homeownership Program
Development Files Processing**

Month of:
Mar, 2018

| County | Applications | | Processing | | | | | | Construction | | Land Development | Under Construction | Construction Complete |
|---------------|--------------|-------------|----------------|-----------|----------|----------|----------|------------|--------------|---------------------|------------------|--------------------|-----------------------|
| | Waiting List | App Problem | App Processing | Stg I | Stg II | | Stg III | | Stg IV | Under / Ready Const | | | |
| Adair | 151 | 0 | 0 | 5 | 1 | 0 | 2 | 2 | 20 | 10 | 30 | 10 | 66 |
| Cherokee | 404 | 0 | 0 | 3 | 0 | 0 | 0 | 0 | 46 | 22 | 49 | 22 | 153 |
| Craig | 43 | 0 | 0 | 0 | 0 | 0 | 2 | 0 | 4 | 15 | 6 | 15 | 14 |
| Delaware | 218 | 0 | 1 | 3 | 1 | 0 | 0 | 0 | 16 | 10 | 20 | 10 | 103 |
| McIntosh | 11 | 0 | 0 | 0 | 0 | 0 | 0 | 0 | 2 | 0 | 2 | 0 | 3 |
| Mayes | 134 | 0 | 0 | 3 | 0 | 0 | 0 | 0 | 13 | 13 | 16 | 13 | 45 |
| Muskogee | 139 | 0 | 0 | 1 | 0 | 0 | 0 | 0 | 15 | 10 | 16 | 10 | 48 |
| Nowata | 57 | 0 | 0 | 0 | 0 | 0 | 0 | 0 | 1 | 1 | 1 | 1 | 26 |
| Ottawa | 26 | 0 | 0 | 0 | 0 | 0 | 0 | 0 | 0 | 0 | 0 | 0 | 7 |
| Rogers | 180 | 0 | 0 | 0 | 0 | 0 | 0 | 0 | 4 | 3 | 0 | 4 | 35 |
| Sequoyah | 139 | 0 | 17 | 0 | 0 | 0 | 0 | 1 | 21 | 14 | 22 | 14 | 126 |
| Tulsa | 155 | 0 | 0 | 0 | 0 | 0 | 0 | 0 | 1 | 1 | 1 | 1 | 8 |
| Wagoner | 26 | 0 | 0 | 0 | 0 | 0 | 0 | 0 | 2 | 1 | 2 | 1 | 4 |
| Washington | 40 | 0 | 0 | 1 | 1 | 0 | 0 | 0 | 0 | 0 | 2 | 0 | 12 |
| Total: | 1,723 | 0 | 18 | 16 | 3 | 0 | 4 | 3 | 145 | 100 | 171 | 100 | 650 |
| | | | 18 | | | | | 171 | | 750 | | | |

STAGE I:
Copies of Deed(s), etc.
Check Floodmaps/Floodplain
Identify Utility Companies
Contact for Site Inspection

STAGE II:
Visit Site
Identify/Propose Site Plan
Identify/Propose Utilities
Identify/Propose Lateral Field
Identify/Propose Easement(s)
Deliver Utility Assurance Letters
Request Abstract from participant

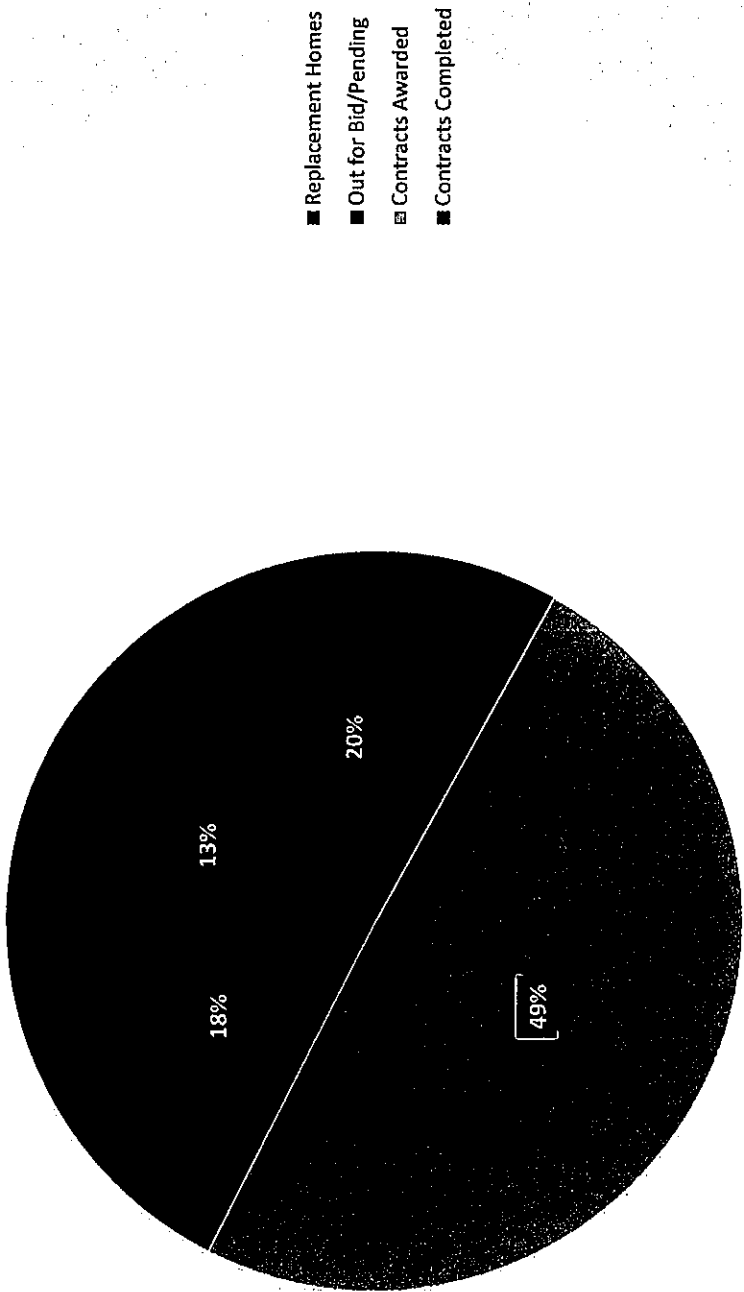
STAGE III:
Order/Receive Survey
Order/Receive Perc Test
Receive Utility Assurance
Receive Abstract from participant

STAGE IV:
Survey Review / Identify Barriers / Process for Closing

Housing Rehabilitation Programs - Job Statistics

Month Ending:
March, 2018

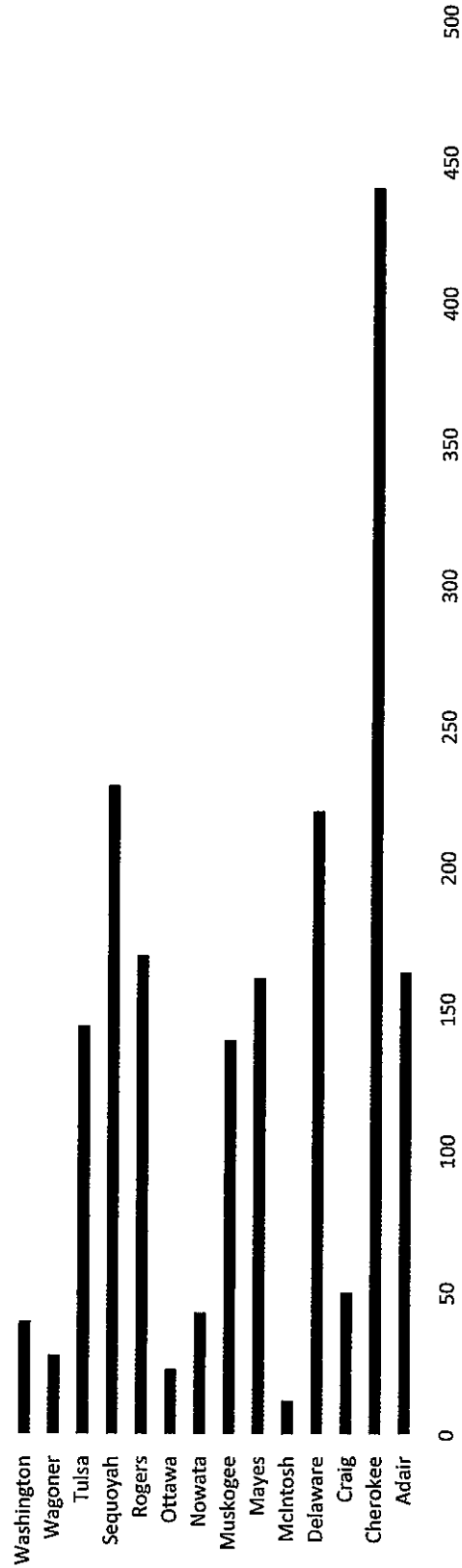
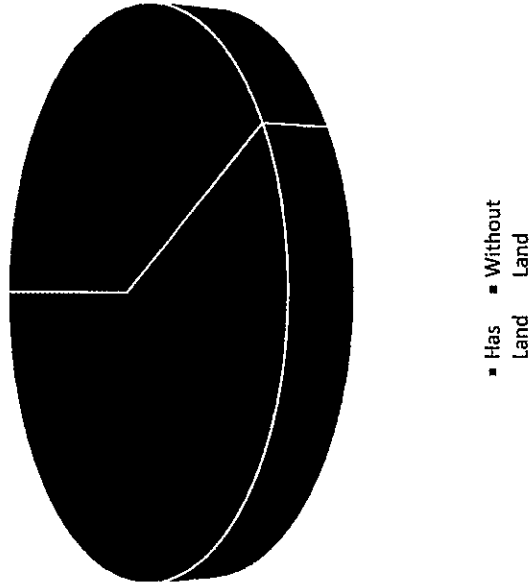
| | |
|---------------------|----|
| Replacement Homes | 12 |
| Out for Bid/Pending | 18 |
| Contracts Awarded | 45 |
| Contracts Completed | 16 |



New Construction Homeownership Program Application Data


By Has Land/Does not have land:

| County | Has Land | Without Land | % With Land | % W/O Land | Total Apps |
|------------|----------|--------------|-------------|------------|------------|
| Adair | 78 | 85 | 48% | 52% | 163 |
| Cherokee | 212 | 229 | 48% | 52% | 441 |
| Craig | 22 | 28 | 44% | 56% | 50 |
| Delaware | 104 | 116 | 47% | 53% | 220 |
| McIntosh | 7 | 5 | 58% | 42% | 12 |
| Mayes | 83 | 78 | 52% | 48% | 161 |
| Muskogee | 51 | 88 | 37% | 63% | 139 |
| Nowata | 27 | 16 | 63% | 37% | 43 |
| Ottawa | 6 | 17 | 26% | 74% | 23 |
| Rogers | 32 | 137 | 19% | 81% | 169 |
| Sequoyah | 118 | 111 | 52% | 48% | 229 |
| Tulsa | 12 | 132 | 8% | 92% | 144 |
| Wagoner | 12 | 16 | 43% | 57% | 28 |
| Washington | 7 | 33 | 18% | 83% | 40 |
| Total: | 771 | 1,091 | 41% | 59% | 1,862 |



Statistics as of: May 30, 2017

HACN New Construction Program




The above map is a representation of locations that the HACN has inspected sites for and/or built new homes on the New Home Construction Program.

Commerce Group

Securing and enhancing the financial well-being of the Cherokee people, businesses and communities

Anna Knight, Executive Director
918-453-5532
anna-knight@cherokee.org

Mortgage Assistance Program

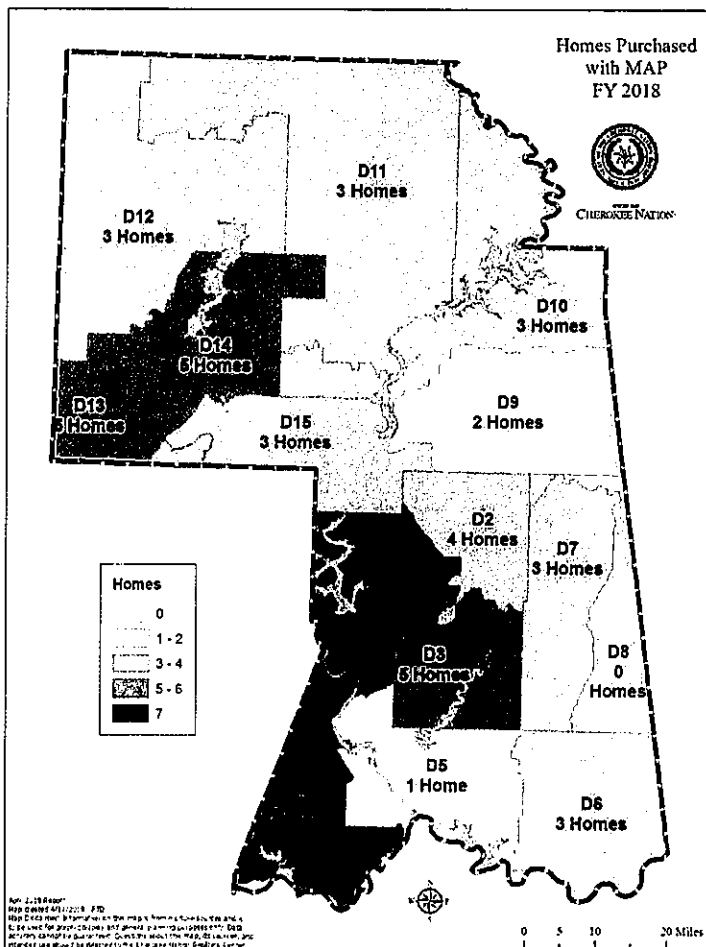


53 Families became Homeowners through financial counseling and down payment assistance.

27 families used the HUD 184 Loan Program.

MAP Household Averages

| | |
|------------------|-------------|
| Household income | \$35,877.31 |
| Home Price | \$95,114.28 |



Since FY2009, **1,655 households** have used the Mortgage Assistance Program to invest in their family's future and purchase a home.

62.3% of families who purchased a home in FY18 moved up at least one level in the **Financial Prosperity Spectrum**.

The Volunteer Income Tax Assistance (VITA) Program wrapped up April 15th. The program helped 1,589 clients receive over \$2.3 million in tax refunds.

I would have been lost during the home buying process if it weren't for the training and coaching I received.

M. Williams, Mortgage Assistance Program recipient, Craig County

Financial Counseling

MAP Applications and Financial Counseling



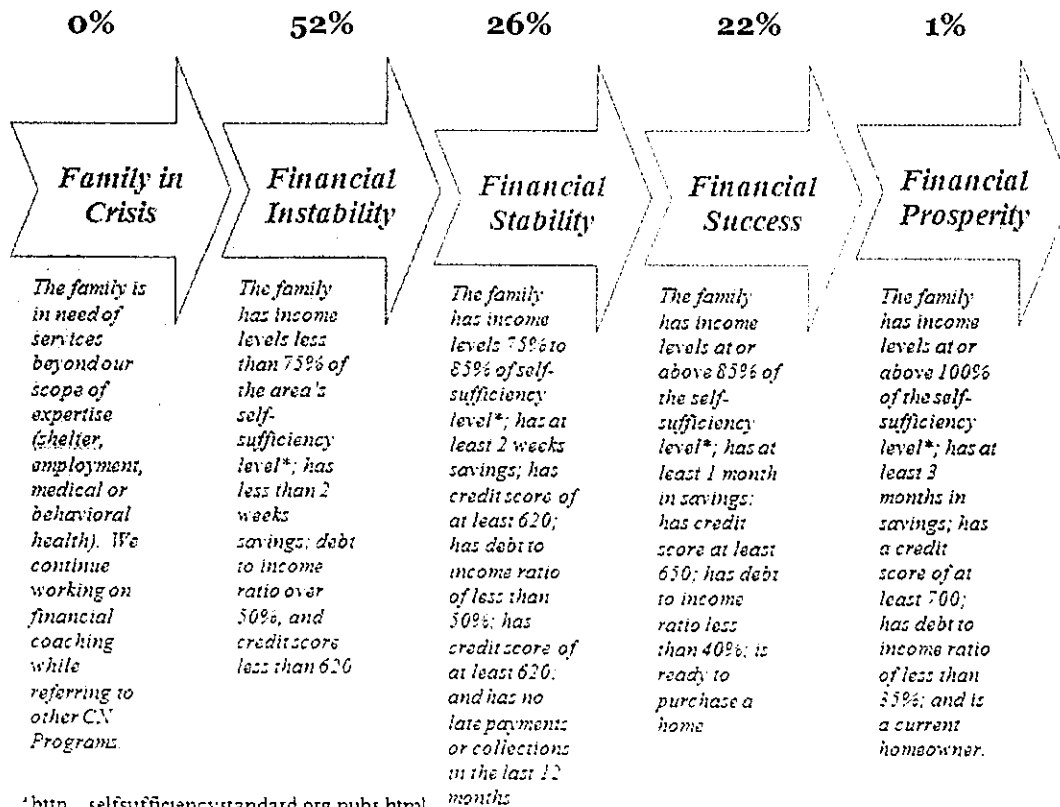
- Short Term less than 12 months
- Long Term from 1 to 3 years
- Mortgage Ready capable in 90 days
- Applications Pending Eligibility

405 families are in the home buyers' pipeline, either having completed or active in financial counseling.

Since FY07, **845 families unable to obtain a non-predatory mortgage on their own** have completed self-sufficiency counseling and obtained a non-predatory mortgage.

36 families this year have finished counseling to obtain a non-predatory mortgage.

We use a **Financial Prosperity Spectrum** to measure financial coaching and asset building for MAP families.



614 families have participated in financial and credit coaching this year.

383 families still actively pursuing goals

- 1% financial prosperity
- 26% financial success
- 29% financially stable
- 43% financially instable

Financial Counseling Impact

| | |
|---|-----------|
| Increase to Credit Score | 42 points |
| Debt to Income with Mortgage | 28.90% |
| Debt to Income Reduction after Counseling | 3.70% |

1,016 consumer loans totaling \$1,160,501.09 have been made through the Small Business Assistance Center as of October 1st. One of these was a **Foreclosure Prevention loan totaling \$11,594.88.**

330 families are actively saving in iSave for home rehabilitation or home purchase. iSave is a *matched savings program* wherein income eligible families save money over a period of time and the iSave program matches the families' savings to build financial assets.

Families purchasing a home must attend an intensive **homeownership training** class. Year to date **112 families have attended these classes**, which are held throughout the Cherokee Nation.

Financial education classes are offered at no cost Citizens, Cherokee Nation employees and CNB employees have the opportunity to attend financial education classes on topics ranging from spending plans, balancing checkbooks and couponing. Year to date **231 people have attended community and work based financial education classes.**

Training Schedule

Interested in attending a class? Contact Susan Sharp at 918-453-336 or susan-sharp@cherokee.org.

| Workshops and Classes | | | |
|-----------------------|-----------|-------------------|---------------------------|
| Date | Location | Time | Workshop |
| May 7-9 | Tahlequah | 5:30 pm – 9:30 pm | Homebuyers Training |
| May 9 | Tahlequah | 2:00 pm – 4:00 pm | Financial Education Class |
| May 14-16 | Claremore | 5:30 pm – 9:30 pm | Homebuyers Training |
| June 11-13 | Tahlequah | 5:30 pm – 9:30 pm | Homebuyers Training |
| June 13 | Tahlequah | 2:00 pm – 4:00 pm | Financial Education Class |
| June 18-20 | Claremore | 5:30 pm – 9:30 pm | Homebuyers Training |
| July 16-18 | Tahlequah | 5:30 pm – 9:30 pm | Homebuyers Training |
| July 18 | Tahlequah | 2:00 pm – 4:00 pm | Financial Education Class |
| July 23-15 | Claremore | 5:30 pm – 9:30 pm | Homebuyers Training |
| July 28 | Jay | Saturday All Day | Homebuyers Training |
| August 13-15 | Tahlequah | 5:30 pm – 9:30 pm | Homebuyers Training |
| August 11 | Claremore | Saturday All Day | Homebuyers Training |
| August 15 | Tahlequah | 2:00 pm – 4:00 pm | Financial Education Class |
| August 20-22 | Claremore | 5:30 pm – 9:30 pm | Homebuyers Training |