

Group: Marshal Service Month/Year of Report: December 2018

Executive Director: Shannon Buhl Phone: 918-207-3800

Email: shannon-buhl@cherokee.org

1. Budget Highlights-Please Refer to Monthly Financial Report

2. Program Highlights for November:

<u>District 1</u>	<u>412 North</u>	<u>District 2</u>	<u>412 South</u>
Information Report (3)		Information Report (12)	
Warrants (0)		Warrants (2)	
Other Agency Assists (5)		Other Agency Assists (28)	
Warnings (0)		Warnings (2)	
Citations (5)		Citations (7)	
Alcohol/Drug Arrests (3)		Alcohol/Drug Arrests (2)	
A&B/DV (0)		A&B /DV (0)	
Burglary/Theft/Larceny (2)		Burglary/Theft/Larceny (1)	
		Motor Vehicle Theft (1)	
		Breaking/Entering (1)	
		ICW Assist (1)	
		Truancy Citations (6)	
		Firearms Possession by Student (1)	

3. Special Operations:

Dive (0)

SWAT (1)

Casino Requests (31)

Task Force (29)

4. Accomplishments:

Indian Country Strangulation/Suffocation Seminar-Matt Laney, Shawwna Roach

DEMA-Shannon Buhl, Danny Tanner, Mike Roach, Shawwna Roach, Jeremie Fisher

Grants Professional Association Conference-Suzanne Drywater, Cecelia Muskrat

FBI CQB Firearms-Brian Catcher, Matt Laney

5. Security:

Security Violations (1)

Vehicle Assists (16)

Incident Reports (7)

Events (4)

Veterans Center parking detail, Council parking detail, Council Meeting

6. Facilities:

Hastings (12) EDO

Redbird Smith (0)

Three Rivers (0)

Cooweescoowee Ocheleta (0)

Wilma P Mankiller (0)

7. Community:

Shawwna Roach

ALICE Training-Markoma

Franky Dreadfulwater

Dare-Oaks, Zion Schools

Truancy Issues-Stilwell, Cave Springs Schools

Harvest Festival-Bell

Basketball Games-Dahlongegah

Carnival-Cave Springs, Zion Schools

John Timothy

School Programs-Sequoyah High School

8. Patrols:

District 1	152
District 2	<u>495</u>
Total	647



CHEROKEE NATION TRIBAL COUNCIL RULES COMMITTEE REPORT

Group: Tax Commission

Month/Year of Report: December, 2018

Group Leader: Sharon Swepston

Phone: 918-453-5377

E-mail: Sharon-sweepston@cherokee.org

I. Budget Highlights

- a.) Please refer to the monthly financial report from Finance.

II. Program Highlights

a.) Motor Vehicle

1. Year to Date Motor Vehicle revenue for FY19 compared to FY18 as of October 31st 2018 & October 31st 2017, had an overall increase of 11.67%.
2. The month to month revenue comparison for October 2017 (FY18) compared to October 2018 (FY19) shows a decrease of 11.67%.
3. The detail for all areas of revenue for motor vehicle is shown on the attached graphs.
4. FY19 new tags issued in the Extended Jurisdictional Boundary for October 000 (not yet available).

b.) Revenue and Taxation Division

1. Year to Date Revenue and Taxation (Tobacco) for FY19 compared to FY18 as of October 31st 2018 & October 31st 2017, had an overall decrease of 3.71%.
2. A month to month revenue comparison for October 2017 (FY18) compared to October 2018 (FY19) shows a decrease of 3.71%.
3. The detail for all areas of tax is shown on the attached graphs.

c.) Future Plans/New Initiatives

1. The next Tax Commission meeting is scheduled for December 12, 2018 at 10:00 am in the CNTC Conference room.
2. The Veterans Sales Tax Exemption Cards have been mailed out to all qualified applicants. As of December 3, 2018 we have mailed out 362 Veteran Sales Tax Exemption Cards. CNE has implemented their upgraded system to process the new sales tax exemptions for Cherokee veterans.
3. We have received our report for October 2018 purchases and payment from the State of Oklahoma and rebates are scheduled to be distributed to the retailers by or before December 15, 2018.



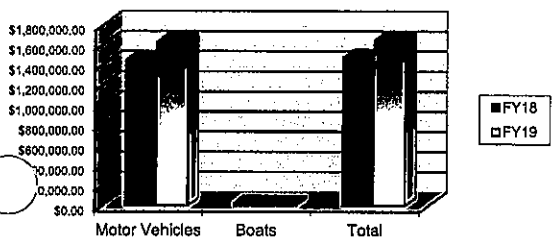
CHEROKEE NATION TAX COMMISSION

OCTOBER, 2018

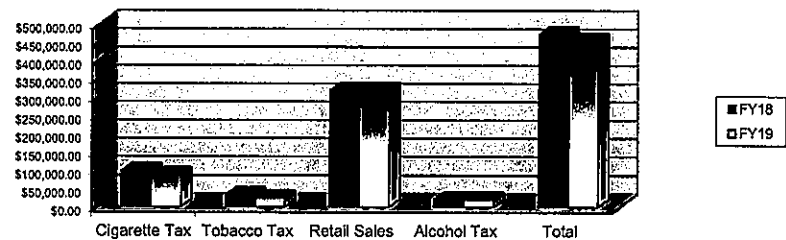
	Motor Vehicles	Boats	Total
FY18	\$1,452,549.71	\$23,924.17	\$1,476,473.88
FY19	\$1,632,654.15	\$16,151.68	\$1,648,805.83
% of Change	12.40%	-32.49%	11.67%

	Cigarette Tax	Tobacco Tax	Retail Sales	Alcohol Tax	Total
FY18	\$98,833.76	\$33,366.51	\$318,247.76	\$20,463.60	\$470,911.63
FY19	\$88,006.72	\$25,784.03	\$318,696.64	\$20,932.12	\$453,419.51
% of Change	-10.95%	-22.72%	0.14%	2.29%	-3.71%

MV Gross Revenue Comparison - Year to Date



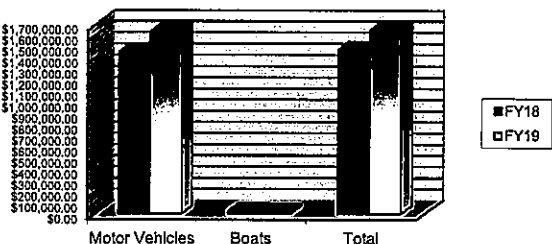
R & T Gross Revenue Comparison Year to Date



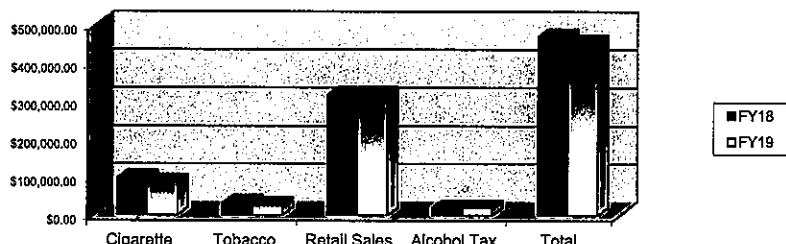
	Motor Vehicles	Boats	Total
FY18	\$1,452,549.71	\$23,924.17	\$1,476,473.88
FY19	\$1,632,654.15	\$16,151.68	\$1,648,805.83
% of Change	12.40%	-32.49%	11.67%

	Cigarette Tax	Tobacco Tax	Retail Sales	Alcohol Tax	Total
FY18	\$98,833.76	\$33,366.51	\$318,247.76	\$20,463.60	\$470,911.63
FY19	\$88,006.72	\$25,784.03	\$318,696.64	\$20,932.12	\$453,419.51
% of Change	-10.95%	-22.72%	0.14%	2.29%	-3.71%

MV Gross Revenue Comparison - Month to Month



R & T Gross Revenue Comparison Month to Month





CWYA DBR JƏŋGəəY Dəwəbɪh
Cherokee Nation Gaming Commission

Director's Report

7 December 2018

2018 COMPACT FEE PAYMENTS

	State	Fair Meadows	OHRC	Sub-Total	YTD
Jan	\$ 956,443.95	\$ 54,454.36	\$ 198,339.83	\$ 1,209,238.14	\$ 1,209,238.14
Feb	\$ 1,373,811.58	\$ 54,554.36	\$ 221,266.66	\$ 1,649,632.60	\$ 2,858,870.74
Mar	\$ 1,672,054.37	\$ 53,670.96	\$ 257,460.29	\$ 1,983,185.62	\$ 4,842,056.36
Apr	\$ 1,469,108.07	\$ 52,840.90	\$ 232,606.44	\$ 1,754,555.41	\$ 6,596,611.77
May	\$ 1,409,757.23	\$ 53,320.93	\$ 231,043.38	\$ 1,694,121.54	\$ 8,290,733.31
June*	\$ 1,458,279.57	\$ 53,687.63	\$ 233,201.04	\$ 1,745,168.24	\$ 10,035,901.55
July	\$ 1,460,133.95	\$ 53,384.60	\$ 237,700.28	\$ 1,751,218.83	\$ 11,787,120.38
Aug	\$ 1,481,214.81	\$ 48,437.21	\$ 212,414.40	\$ 1,742,066.42	\$ 13,529,186.80
Sept	\$ 1,456,046.81	\$ 48,570.55	\$ 210,931.96	\$ 1,715,549.32	\$ 15,244,736.12
Oct	\$ 1,372,114.96	\$ 48,670.56	\$ 198,906.07	\$ 1,619,691.59	\$ 16,864,427.71
Nov	\$ -	\$ -	\$ -	\$ -	\$ 16,864,427.71
Dec	\$ -	\$ -	\$ -	\$ -	\$ 16,864,427.71
YTD Adj.	\$ -	\$ -	\$ -	\$ -	\$ 16,864,427.71
	\$ 14,108,965.30	\$ 521,592.06	\$ 2,233,870.35	\$ 16,864,427.71	

* Includes \$35,000 Annual Oversight Fee Payment

NIGC Fee Payments	
March	\$ 78,013.87
June	\$ 72,437.73
September	\$ 75,225.80
December	\$ -
TOTAL	\$ 225,677.40

Total Compact & NIGC Fee Payments	\$ 17,090,105.11
----------------------------------------------	-------------------------

COMPACT FEE PAYMENT SUMMARY

	State	Fair Meadows	OHRC	Sub-Total	LTD
2005	\$ 2,948,594.00	\$ 500,040.00	\$ 1,478,858.36	\$ 4,927,492.36	\$ 4,927,492.36
2006	\$ 7,629,889.06	\$ 1,788,222.63	\$ 7,238,117.75	\$ 16,656,229.44	\$ 21,583,721.80
2007	\$ 11,472,065.73	\$ 962,047.93	\$ 4,573,604.66	\$ 17,007,718.32	\$ 38,591,440.12
2008	\$ 11,656,274.15	\$ 765,407.17	\$ 3,457,394.08	\$ 15,879,075.40	\$ 54,470,515.52
2009	\$ 12,258,076.70	\$ 749,466.52	\$ 2,393,709.96	\$ 15,401,253.18	\$ 69,871,768.70
2010	\$ 12,530,548.89	\$ 654,902.38	\$ 2,245,073.51	\$ 15,430,524.78	\$ 85,302,293.48
2011	\$ 12,842,971.99	\$ 624,666.63	\$ 2,263,371.18	\$ 15,731,009.80	\$ 101,033,303.28
2012	\$ 13,191,133.21	\$ 635,500.83	\$ 2,429,283.07	\$ 16,255,917.11	\$ 117,289,220.39
2013	\$ 13,775,089.66	\$ 671,503.73	\$ 2,454,446.83	\$ 16,901,040.22	\$ 134,190,260.61
2014	\$ 13,491,207.55	\$ 694,488.92	\$ 2,468,666.10	\$ 16,654,362.57	\$ 150,844,623.18
2015	\$ 14,936,985.92	\$ 710,606.84	\$ 2,660,767.00	\$ 18,308,359.76	\$ 169,152,982.94
2016	\$ 15,320,619.36	\$ 696,172.36	\$ 2,664,645.01	\$ 18,681,436.73	\$ 187,834,419.67
2017	\$ 16,188,946.50	\$ 668,836.84	\$ 2,624,492.88	\$ 19,482,276.22	\$ 207,316,695.89
2018	\$ 14,108,965.30	\$ 521,592.06	\$ 2,233,870.35	\$ 16,864,427.71	\$ 224,181,123.60
	\$ 111,795,850.94	\$ 8,046,246.74	\$ 31,002,525.50	\$ 224,181,123.60	

LICENSING SUMMARY

Location	Key Employee	PMO	Total
Catoosa	890	409	1,299
Catoosa - SS	6	1	7
CNGC	-	63	63
Corporate	85	136	221
Ft. Gibson	70	29	99
Grove	75	40	115
Ramona	74	45	119
Roland	220	101	321
Sallisaw	70	36	106
SCC	71	35	106
Tahlequah	108	68	176
WSS	409	157	566
TOTALS	2,078	1,120	3,198

VENDOR LICENSES

Entity	Class A	Class C	Exempt	Total
Companies	96	-		96
Individuals	778	-	-	778

GAMING MACHINES

Vendor	Catoosa	Cat SS	Ft. Gibson	Roland	Roland TP	Sallisaw	WSS	Ramona	Tahlequah	SCV	Grove	Totals
CLASS II												
AGS	-	-	-	-	-	-	-	-	22	-	6	28
Bally	-	-	-	8	-	-	-	-	-	-	-	8
Cadillac Jack	-	-	6	-	-	-	-	-	8	-	-	14
Eclipse	-	-	-	-	-	-	-	-	27	-	-	27
IGT	-	-	-	-	-	-	14	-	-	-	-	14
Multimedia	-	-	-	16	-	8	-	-	-	-	14	38
Nova	-	-	-	-	-	-	-	-	8	-	-	8
VGT	875	52	206	320	33	102	590	196	141	128	136	2,779
Sub-Total	875	52	212	344	33	110	604	196	206	128	156	2,916
COMPACT												
AGS	80	4	22	39	4	10	38	19	4	14	22	256
Ainsworth	56	-	4	27	-	10	51	8	14	-	6	176
Aristocrat	156	10	30	50	-	6	125	20	11	20	30	458
Aruze	34	-	4	24	-	-	30	8	14	6	10	130
Bally	261	9	55	106	-	28	282	61	46	30	50	928
Cadillac Jack	4	-	-	-	-	-	-	-	-	-	-	4
IGT	428	-	77	125	14	59	290	63	69	34	90	1,249
Incredible Technologies	28	-	16	8	-	3	21	10	9	9	6	110
Konami	80	-	27	36	-	9	78	28	23	16	8	305
Multimedia	42	-	14	36	8	-	66	16	10	14	5	211
Spello	20	-	4	2	-	-	9	-	-	-	-	35
WMS	130	6	14	42	6	9	27	26	5	22	7	294
Sub-Total	1,319	29	267	495	32	134	1,017	259	205	165	234	4,156
Grand Total	2,194	81	479	839	65	244	1,621	455	411	293	390	7,072
Class II	875	52	212	344	33	110	604	196	206	128	156	2,916
% of floor	39.88%	64.20%	44.26%	41.00%	50.77%	45.08%	37.26%	43.08%	50.12%	43.69%	40.00%	41.23%
Compact	1,319	29	267	495	32	134	1,017	259	205	165	234	4,156
% of floor	60.12%	35.80%	55.74%	59.00%	49.23%	54.92%	62.74%	56.92%	49.88%	56.31%	60.00%	58.77%
TOTAL	2,194	81	479	839	65	244	1,621	455	411	293	390	7,072

CARD / TABLE GAMES

Card & Table Games				
Game	Catoosa	Roland	WSS	Total
Poker	14	-	8	22
3-Card Poker	-	-	-	-
Prog. 3-Card Poker	2	1	1	4
Blazin' 7's	-	1	1	2
Mississippi Stud Prog	1	-	1	2
WPT Heads Up Hold	-	1	-	1
Progressive UTH	6	1	3	10
Blackjack	14	2	6	22
FreeBet Blackjack	3	1	1	5
21 + 3	3	1	3	7
Roulette	4	1	2	7
Craps	2	-	1	3
TOTAL	49	9	27	85

HUMAN RESOURCES

November 2018

NASON MORTON, EXECUTIVE DIRECTOR
Extension 5682

Human Resources is currently working on portions of Cherokee Nation Human Resources Policies and Procedures (CNHRPP), Chapter III, and portions of Chapter II. As of November 21, 2018, the total number of Employees is 3701. Of those employees, 3049 are Cherokee and 257 are members of another Federally recognized tribe.

EMPLOYMENT

Processed	Monthly	YTD
Number of Employees Hired	43	515
% of Cherokees Hired	93	79
% of Indians Hired	0	8
% of All Others Hired	7	13
# of Applications Received	242	4034
# of Interview Panels Sent	62	824

COMPENSATION

Processed	Monthly	YTD
# of Terminations	22	270
# of Voluntary Terminations	17	237
# of Involuntary Terminations	5	33

BENEFITS

Processed	Monthly	YTD
Educational Reimbursement Requests	2	58
401(k) Distributions	42	587
401(k) Loans	21	302
401(k) Hardship	4	43
FMLA	48	537
COBRA	47	521
Short Term Disability	20	169

EMPLOYEE RELATIONS & DEVELOPMENT

Orientations/Trainings Presented	Monthly	YTD
Trainings Presented	26	602

RISK MANAGEMENT
November 2018
NASON MORTON, EXECUTIVE DIRECTOR
Extension 5682

INSURANCE:

- Renewed All Lines Aggregated Casualty program – All Certificates of Insurance provided to certificate holders and departments. Insurance Verification cards for insured vehicles were provided to Vehicle Custodians.

INSPECTIONS:

Life Safety Code and OSHA Regulation inspections were conducted on the below sites:

- Marble City Food Pantry
- Vian Peace Center
- Four Corners Community Building
- Cherry Tree Head Start
- Redbird Head Start
- Maryetta Head Start
- Zion Head Start
- ECU Children's Village – All Buildings
- Cherokee Elder Council
- Greasy Community Building
- Project A Nak Community Building
- Star of Bethlehem Comm. Bldg.
- Fairfield Community Bldg.
- Dry Creek Comm. Bldg.
- Pavilion – Gathering Place
- Markoma Gym – assistance with drills, etc...
- Jay Food Distribution Warehouse Expansion
- Saline Courthouse
- New Health Center
- Tribal Courthouse
- Redbird Head Start Storm Shelter
- Cherry Tree Head Start Storm Shelter
- Tahlequah Food Distribution Warehouse Roof
- Scheduling Other Community Building Inspections

MEETINGS:

- New Health Center – Project and Sub. Contractor Meetings and Safety Inspections
- Construction Status Meetings – Courthouse Renovation - Interior
- Construction Status Meetings – Saline Courthouse Renovation - Interior & Exterior
- ECU Storm Shelter Project Meetings
- New Casino Construction Meetings
- Insurance Committee Meeting

Trainings:

- Conducted - Tribal Facilities Safety Training – Winter Safety
- Conducted - CDC Safety Training – Fire Ext., Bloodborne, and Poison Control
- FTCA Training scheduled for December

I. Budget Highlights – please refer to Monthly Financial Report.

Description of budget exceptions: No budget exceptions to report.

II. Program Highlights

a. CDIB Issue

As advised in our last report the Five Tribes did not respond to a survey that was distributed by the BIA regarding the discontinuance of CDIBs but instead requested a response to several questions. The Director of Self Governance, Tribal Interim Registrar Derrick Vann and staff, and Todd Enlow, Government Relations, attended a follow-up meeting regarding the BIAs proposal on October 25 at the BIAs Regional Office. Regional Office staff and the Chief Division of Tribal Government Services, Washington, DC, met with the Eastern Oklahoma Tribes to respond to the questions. The Tribes present were still uncomfortable with the survey and forwarded a letter to Assistant Secretary – Indian Affairs, Tara Sweeney, expressing the Nation's concerns with the proposal. Those concerns included a formal request that Tribal Consultation be initiated regarding this issue and a written response to the questions submitted to the BIA.

b. Amendment No. 14 to HHS Funding Agreement

A signed original of Amendment No. 14 to the Nations Multi Year Funding Agreement with HHS has been received by the Self Governance Office. Currently 99% of our vendors are cooperative with our aggressive rates. The approval of this amendment will move the needle to 99.5% with one specific air ambulance vendor.

c. FY 2021 Budget Formulation Meeting

The Self Governance Director attended the BIA Regional Office FY 2021 Budget Formulation meeting on November 1. Over the years there has been much discussion regarding the budget formulation process. Approximately a year ago, the Self Governance Advisory Committee established a workgroup to assist the BIAs Office of Budget and Performance Management (OBPM) in developing an improved process that would provide information in support of tribal priorities. The process developed by the workgroup included an annual forum for Tribes including a ranking tool to provide recommendations for tribal initiatives, policies, and budget. The ranking tool allows OBPM to reach out to tribes for their input into the Budget Formulation Process. This tool asks tribes to outline their top funding preferences within eight different strategic funding categories. This meeting provided the ranking tool and formulation guidance for the Tribes. All Tribal Ranking tools are due back to the Regional Office by February 10. The Self Governance office will be working closely with program and financial staff in completing the ranking tool.

d. Tribal/Interior Budget Council meeting

On November 14 -16, the Director of Self Governance and Bryan Shade attended the Tribal/Interior Budget Council Meeting in Washington, DC. Assistant Secretary – Indian Affairs Tara Sweeney made a short presentation announcing a December 11 Round Table discussion with Tribes to include on-line town hall type discussions with Tribes unable to attend in person. She also stated they are looking to the passback on the FY 2020 budget. Tribes stated the need for the continuation of the White House Council for Indian affairs. She asked that Tribes submit names to participate on the White House Council. The Budget Subcommittee Reported on the progress of the new Budget Formulation Process; the Roads Subcommittee presented a power point on Roads Maintenance and the need for additional funding; the Education Subcommittee reported on the data collection and the needs of Indian Education; the Public Safety and Justice Subcommittee reported on the decrease in COPS funding, 3% set aside for Victims of Crime Funding for FY 18 and the need to have consultation with DOJ on streamlining the 80 page application.



CHEROKEE NATION ELECTION COMMISSION

Ph: 918-458-5899 | TF: 800.353.2895 | F: 918.458.6101

December 2018 RULES REPORT

Marcus Fears Administrator
fears-marcus@cherokee.org

December 2018

I. Budget Highlights

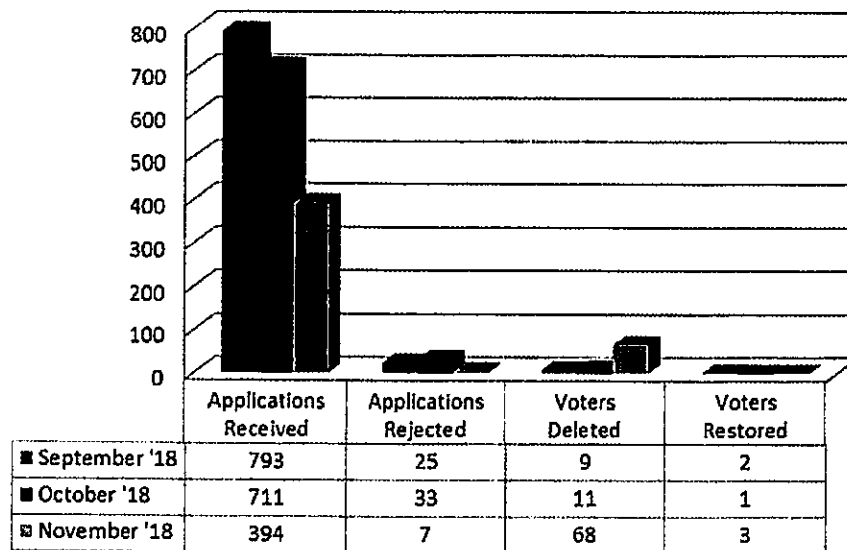
a.) FY19 is on target.

II. Program Highlights

a.) **Voter Processing:** As of 11/28/2018

394 Applications; 71,260 Total Registered Voters; 40,510 In District; 30,750 At-Large

Voter Registration Statistics



b.) **Statistical Report:**

Detailed Data by District and Precinct is Attached.

III. Accomplishments

a.) **Election Preparation:**

The Election Commission Office is actively working on the District 7 Special Council Election. The Candidate Filing Packets have been prepared and handed out per the dates approved by Council.

The Election Commission Office is also actively working on the 2019 General Election. Packets have been made for the open seats of Chief, Deputy, At-Large and Districts 1, 3, 6, 8, 12, 13 & 14.



We are also working to ensure our website reflects information for each election separately in an organized manner.

b.) Community Meetings and Outreach:

As the Election Commission staff attends Community meetings, our primary focus is to provide voter education, answer questions and register citizens to vote.

- November Outreach
 - District 11 Vinita – 6 registrations
 - District 5&6 Sallisaw – 5 registrations

c.) Deceased/Relinquished Status:

The Election Commission has stayed current with monthly Tribal Registration deceased and relinquished citizen listings.

IV. Future Plans and Initiatives

- a.) The Election Commission is looking forward to the 2018-2019 election cycle. The CNEC will be working diligently to prepare and conduct both the District 7 Special Council Election and 2019 General Elections.
- b.) Continue to actively update and correct voter's addresses in the Election Commission database.
- c.) The Election Commission is always willing to answer any of the Council's questions. If at any time you have a question for our office, please feel free to email me or call the office. My email and our number is listed at the top of this report.

Date Range: 11/01/2018 - 11/28/2018

Applications Received

Voter Registration Applications	394
Absentee Applications	0
Total	394

Registration Applications Rejected

Insufficient Address	1
No Roll Number	4
Not Signed	2
Under Age	0
Total	7

Deleted Registrations

Duplicate	0
Voter Deceased	66
Voter Relinquished	2
Total	68

Registration Status Changes

Deleted Restored	3
Total	3

Chronicle- Voter Registration by District and Precinct

11/28/2018 8:23 AM

District	Precinct	Voters
District No. 1	Hulbert	1,152
	Okay	303
	Tahlequah (1)	1,523
	Total for District	2,978
District No. 2	Briggs	212
	Lowrey	229
	Tahlequah (2)	2,360
	Total for District	2,801
District No. 3	Keys	777
	Tahlequah (3)	1,718
	Total for District	2,495
District No. 4	Ft. Gibson	1,086
	Muskogee	512
	Warner	727
	Total for District	2,325
District No. 5	Gore	306
	Sallisaw (5)	558
	Vian	1,124
	Total for District	1,988
District No. 6	Belfonte	117
	Marble City	171
	Muldrow	1,573
	Sallisaw (6)	1,397
	Total for District	3,258
District No. 7	Cave Springs	276
	Chewey	82
	Stilwell (7)	2,612
	Westville (7)	748
	Total for District	3,718
District No. 8	Bell	214
	Stilwell (8)	981
	Westville (8)	427
	Total for District	1,622
District No. 9	Jay (9)	679
	Kansas	1,267

vr2120

Page 1 of 2

District	Precinct	Voters
District No. 9	Kenwood	129
	Salina (9)	537
Total for District		2,612
District No. 10	Afton	590
	Grove	714
	Jay (10)	771
	Pryor (10)	531
	Salina (10)	198
	Spavinaw	147
Total for District		2,951
District No. 11	S. Coffeyville	444
	Vinita	1,721
	Welch	134
Total for District		2,299
District No. 12	Bartlesville	1,564
	Nowata	690
	Skiatook	112
Total for District		2,366
District No. 13	Catoosa	341
	Collinsville	972
	Tulsa	1,845
Total for District		3,158
District No. 14	Chelsea	536
	Claremore (14)	2,407
	Oologah	398
Total for District		3,341
District No. 15	Claremore (15)	818
	Locust Grove	863
	Pryor (15)	868
	Salina (15)	49
Total for District		2,598
At Large	At Large	30,750
Total for District		30,750
Grand Total		71,260