



Cherokee Nation Tribal Council Health Committee Report

Claremore Indian Hospital

Month/Year of the report: December 2018

George L Valliere 918-342-6434

Email: george.valliere@ihs.gov

Accomplishments:

- **Staffing:** Announcements still out for General Surgeon and Nurse Practitioner.
- **Visits:** Outpatient visits for December down 0.1% over the same period the previous year.
- **Revenues:** Revenues for FY2019 increased 18.34% over the same period the previous year.

Future Plans / New Initiatives:

- **New Services:**
 - Orthopedic patients continue to be sent to Tulsa for care.
 - ER remodel continues.

Workload:

	<u>Actual numbers/month</u>		<u>CN</u>
Outpatient visits down	0.1%	23, 058	10,906/ (6158 patients)
Dental visits down	8.9%	600	434
Admissions down	10.0%	63	62
Newborns down	36.7%	19	12
New charts		347	
Reactivated Charts		121	

These statistics are compared to FY2018 statistics for the same time period. (December)
Occupancy rate for December 2018: 17.0%

Third Party Collections:

December collections

Medicare:	\$ 577,101.30
Medicaid:	690,110.48
Private Insurance:	810,798.10
V.A.	<u>54,250.06</u>

\$ 2,132,259.94

Year-to-date collections for FY 2019: \$ 7,334,077.75

Amount billed for December 2018: \$ 3.7 million

Collections are up compared to FY2018 collections for same time period. \$ 1,137,063.82

Percentage of account receivables pending for claims > 120+ days: 9%

PRC Activities:

December cases

		<u>CN Patients</u>
Funded:	224 cases: \$ 1,073,284.00	118
Denials:	454 cases: \$ 1,722,435.00	150
Deferred:	306 cases: \$ 347,965.00	147
CIH clinics:	13	
Ortho	22	

Files to Committee 1019



Health Committee Report

January, 2018



Highlights

- The CNHS Diabetes Prevention Program was awarded full CDC program recognition in December 2018.
- Cherokee Nation is the first tribe to receive the recognition and there are only eight recognized programs in all of Oklahoma.

"Our daughter was treated with the utmost compassion and care. The staff worked hard to make sure all her needs were met and each went above and beyond to care for her and our family."

--Patient compliment

Health Committee Report



657 patients educated by Dietary Services



Behavioral Health: 1,569 clients served



70 babies delivered in December



Wings Club: 8,343 active members



BCCP: 103 breast cancer/50 cervical cancer screenings in December



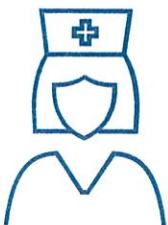
EMS: served 511 clients



3 Newly certified medical coding specialists



Dental services: 1,027 urgent visits in December



Health Services: 2,224 current employees



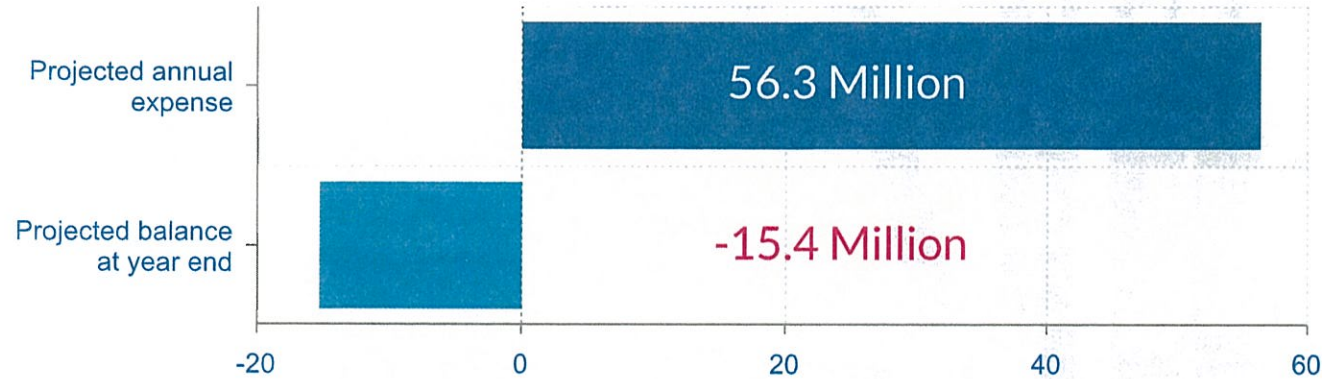
371 Surgical procedures performed in December

Health Committee Report

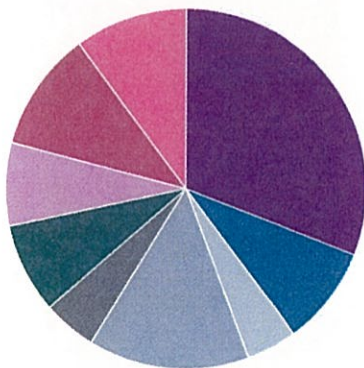
Provider Recruitment



Contract Health

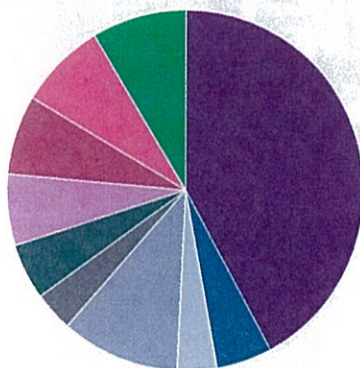


Monthly Visits by Location



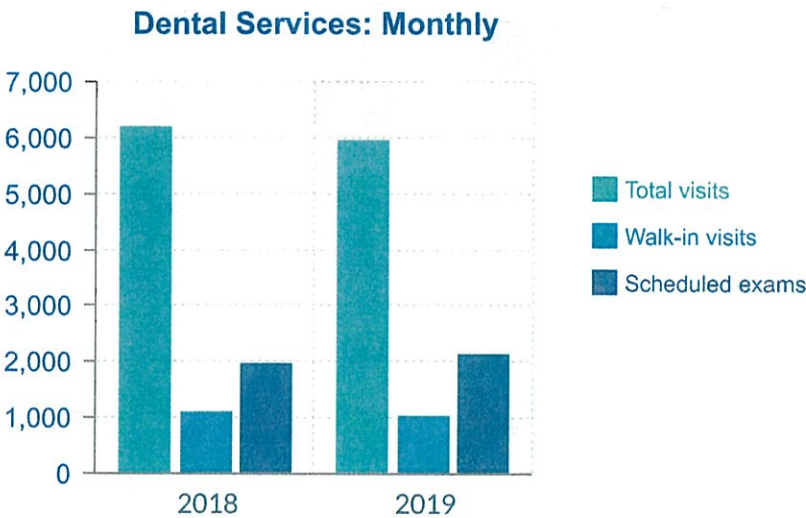
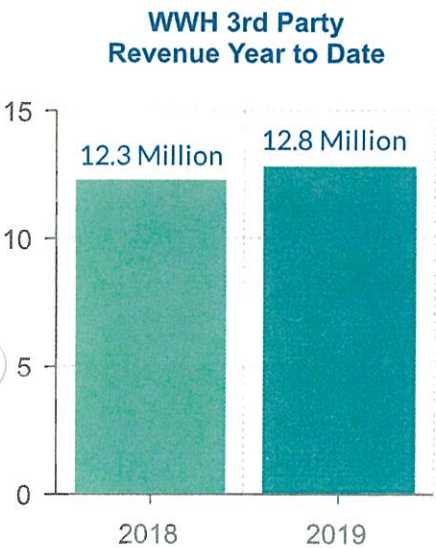
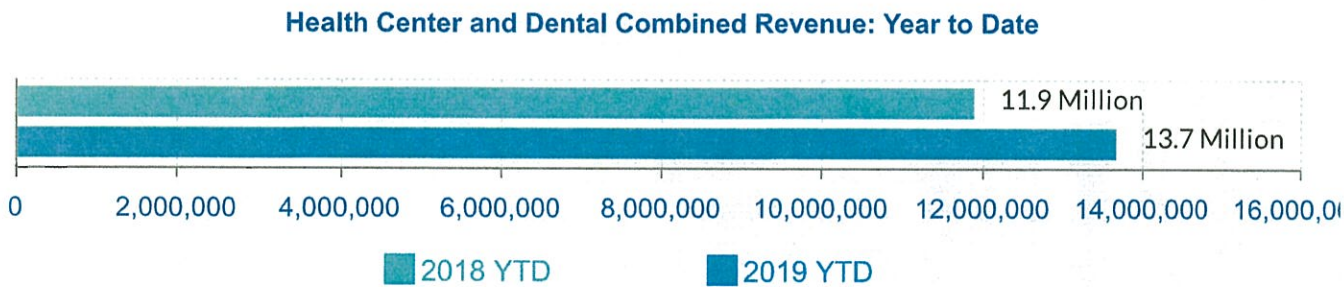
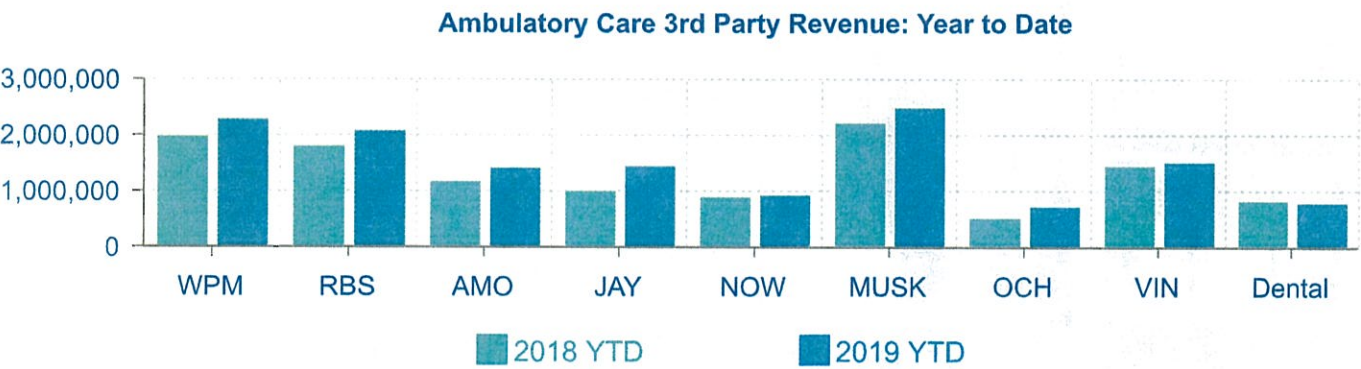
WWH	30.9%	VIN	8.9%
OCH	4.5%	TRHC	14.4%
NOW	4.8%	JAY	8.1%
AMO	7.5%	RBS	10.7%
WPM	10.1%		

YTD CHS Spend by Location

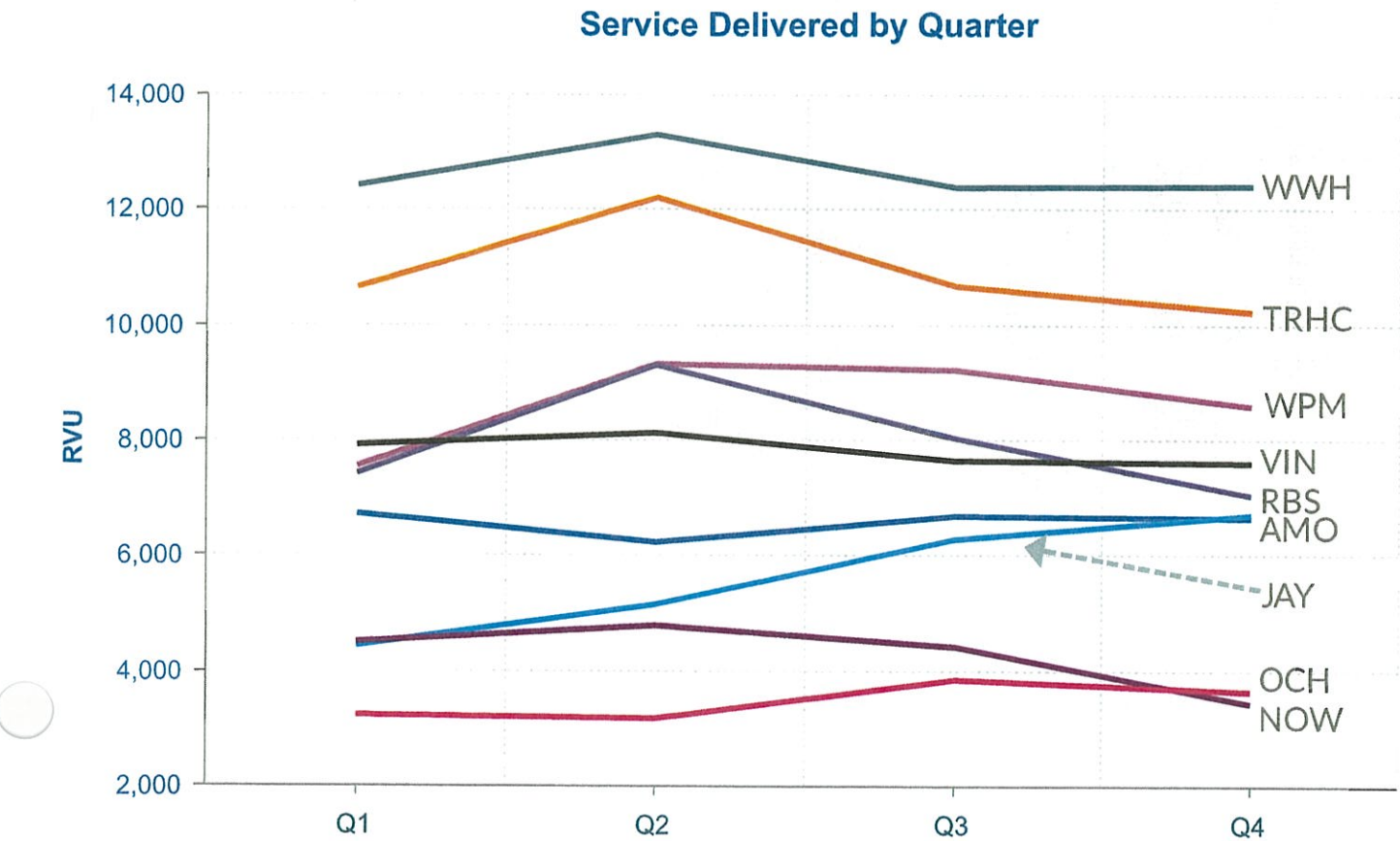
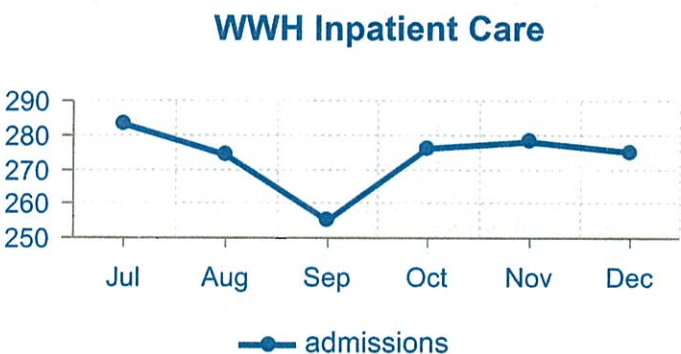
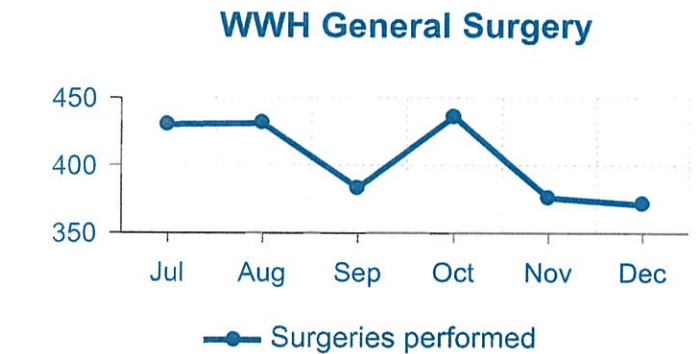
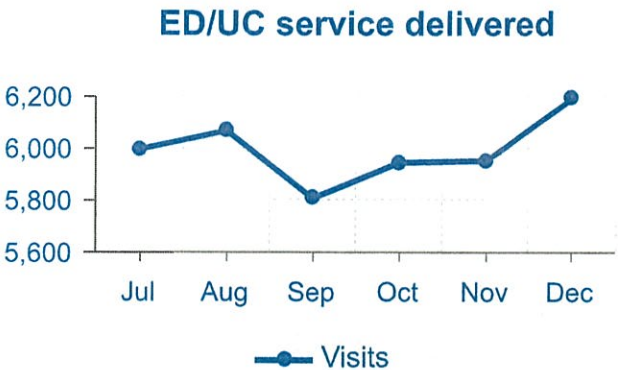
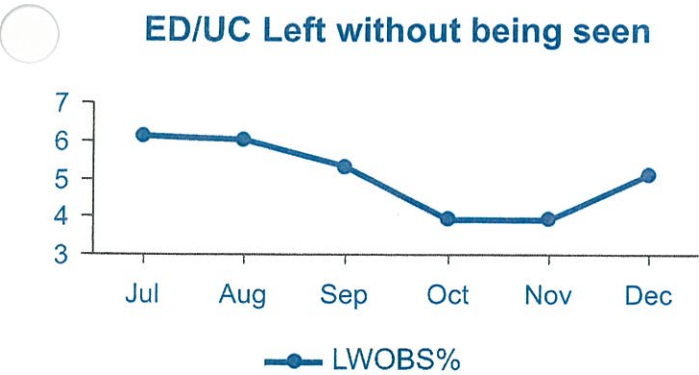


WWH	42.1%	VIN	5.0%
OCH	3.6%	TRHC	10.7%
NOW	3.6%	JAY	5.0%
AMO	6.4%	RBS	7.1%
WPM	7.9%	CIH	8.6%

Patient Visits and Revenue



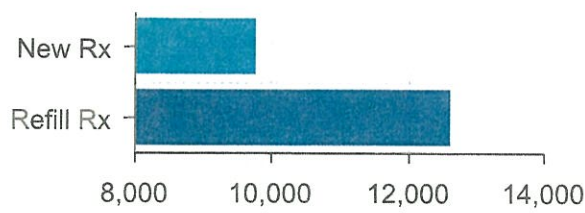
Health Committee Service Summary




Prescriptions Filled by Site

December 2018

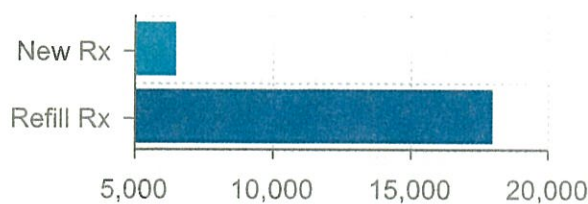
WWH Main



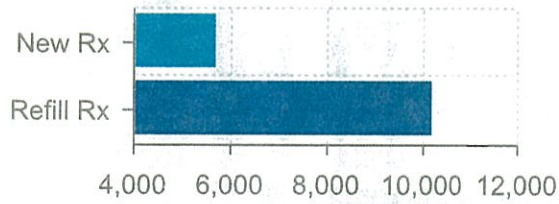
WWH ED/UC



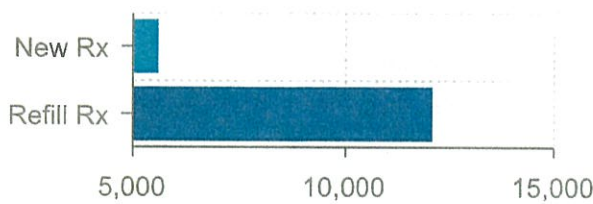
Muskogee




Stilwell



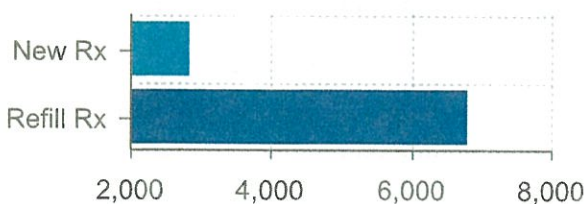
Sallisaw




Salina




Nowata



Vinita



Jay



Ochelata

