



Cherokee Nation Tribal Council Health Committee Report

Claremore Indian Hospital

Month/Year of the report: June 2019

George L Valliere 918-342-6434

Email: george.valliere@ihs.gov

Accomplishments:

- **Staffing:** Announcements still out for General Surgeon, midwife.
- **Visits:** Outpatient visits for June up 0.8% over the same period the previous year.
- **Revenues:** Revenues for FY2019 increased 20.0% over the same period the previous year.

Future Plans / New Initiatives:

- New Services:
 - Orthopedic patients continue to be sent to Tulsa at The Orthopedic Center.
 - ER remodel continues, 95% - 99% completed. Estimated completion is July.

Workload:

	<u>Actual numbers/month</u>		<u>CN</u>
Outpatient visits up	0.8%	24,570	11,215/ (6024 patients)
Dental visits up	7.2%	775	536
Admissions down	18.8%	52	51
Newborns down	4.5%	21	12
New charts		336	
Reactivated Charts		163	

These statistics are compared to FY2018 statistics for the same time period. (June)
Occupancy rate for June 2019: 14.0%

Third Party Collections:

June collections

Medicare:	\$ 748,397.70
Medicaid:	801,703.52
Private Insurance:	802,050.77
V.A.	<u>28,963.56</u>

\$ 2,381,115.55

Year-to-date collections for FY 2019: \$ 23,197,814.18

Amount billed for June 2019: \$ 4.9 million

Collections are up compared to FY2018 collections for same time period. \$ 3,879,774.41

Percentage of account receivables pending for claims > 120+ days: 8%

PRC Activities:

June cases

		<u>CN Patients</u>
Funded:	381 cases: \$ 1,193,019.00	191
Denials:	384 cases: \$ 1,215,486.00	146
Deferred:	387 cases: \$ 309,815.00	143
CIH clinics:	3	
Ortho	31	

Files to Committee 1186



Health Committee Report

August, 2019




Highlights

- A Stand and Deliver session was held on Friday, June 28th, during which departmental leadership and Super Users gave an overview of their department's work flow and identified gaps to be worked on ahead of Day in the Life events scheduled ahead of the opening of the Outpatient Health Center.

"Dr. Hendrick and his nurse Angel are absolutely awesome! I was diagnosed with an aggressive form of breast cancer, and they have always taken care off me quickly as far as referrals and medication are concerned."

-Patient compliment regarding care provided at WWH.

Health Committee Report



12 Healthy Native Classes (DPP) have been taught in 2019 with a total of 73 participants and 677.6 pounds lost.



370 surgical procedures performed




76 babies were delivered at Hastings Hospital



6,743 patients received and were served by CN Dental Services



2,293 current number of health services employees



Emergency Medical Services served 499 clients




3,933 WINGS members have participated in WINGS races for 2019



104,249 total number of ambulatory care visits



167 Native/Cherokee women were served by the Breast & Cervical screening program



134,960 prescriptions were filled for the month of June.

Health Committee Report

Provider Recruitment

CNHS Provider
Vacancy Rate

5.3%

IHS Provider
Vacancy Rate
Benchmark

25%

Contract Health

Projected annual
expense

51.3 Million

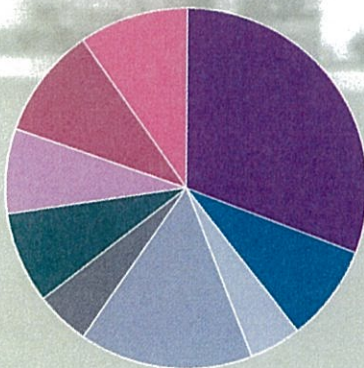
Projected balance
at year end

-10.4 Million

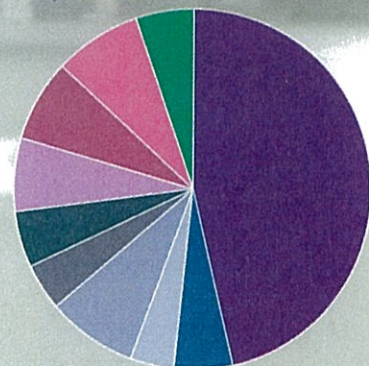
Referral Approval Rate

97.1%

Monthly Visits by Location



YTD CHS Spend by Location

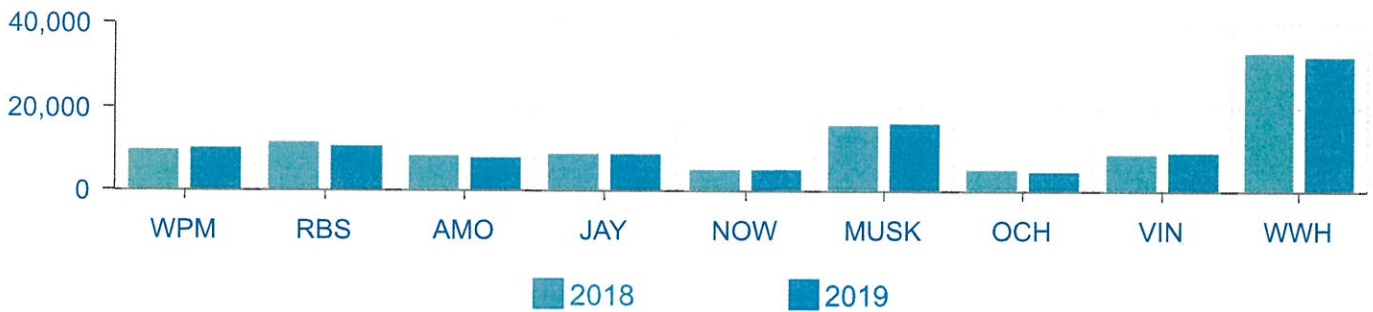


WWH	30.7%	VIN	8.6%
OCH	4.6%	TRHC	15.5%
NOW	4.9%	JAY	8.2%
AMO	7.6%	RBS	10.0%
WPM	9.8%		

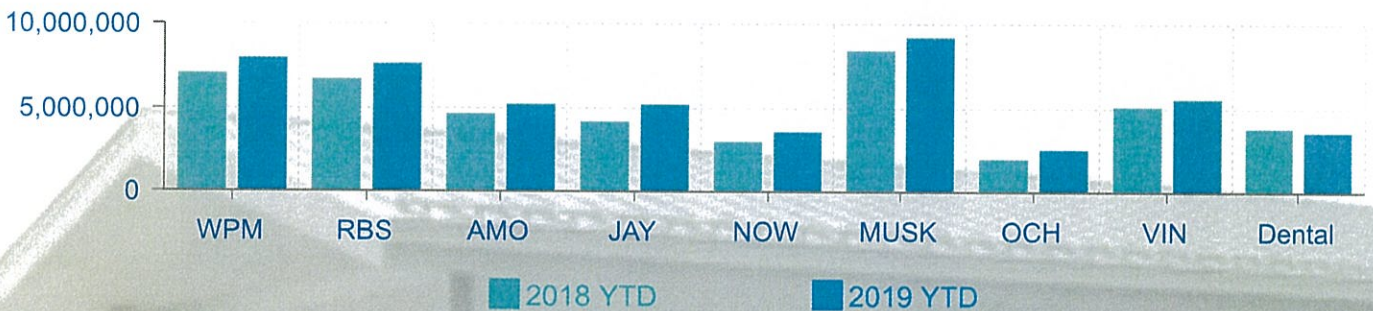
WWH	46.3%	VIN	5.3%
OCH	3.9%	TRHC	8.2%
NOW	4.2%	JAY	5.0%
AMO	6.6%	RBS	7.4%
WPM	7.9%	CIH	5.3%

Patient Visits and Revenue


Ambulatory Care Visits: Monthly



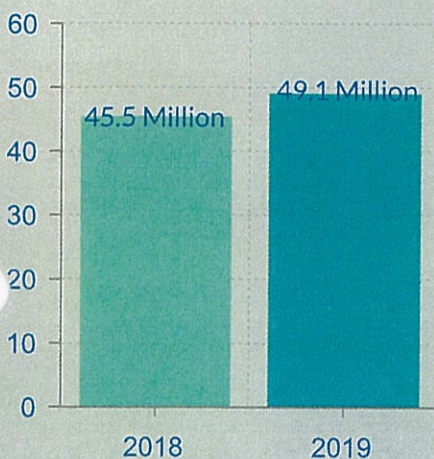
Ambulatory Care 3rd Party Revenue: Year to Date



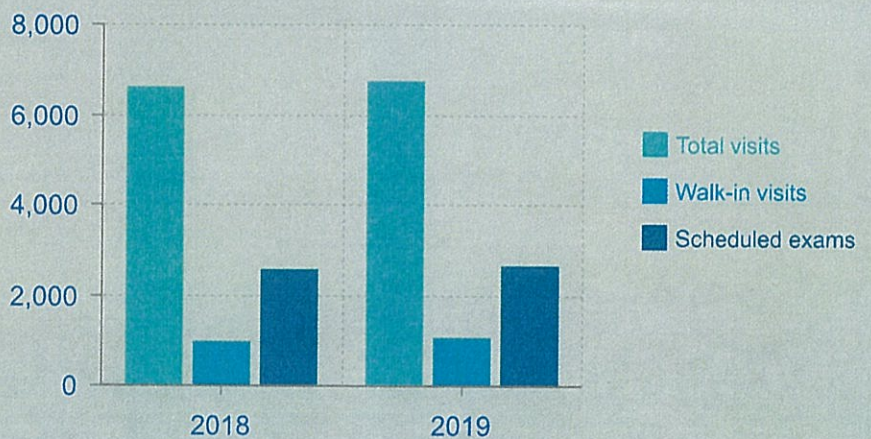
Health Center and Dental Combined Revenue: Year to Date



WWH 3rd Party Revenue Year to Date




Dental Services: Monthly




Prescriptions Filled by Site

June 2019


WWH Main



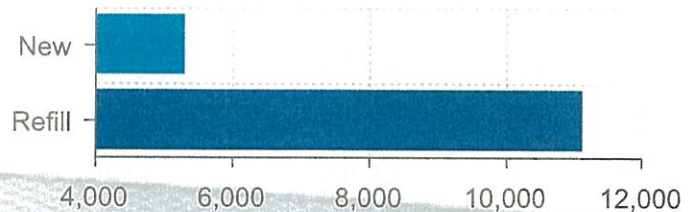
Stilwell




Muskogee




Sallisaw




Vinita



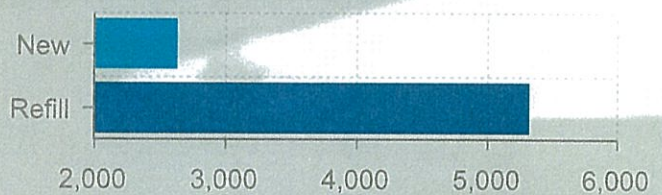
Salina



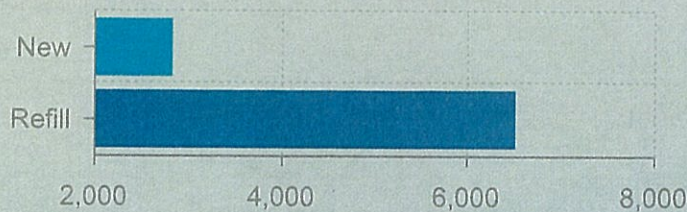
Jay



Ochelata

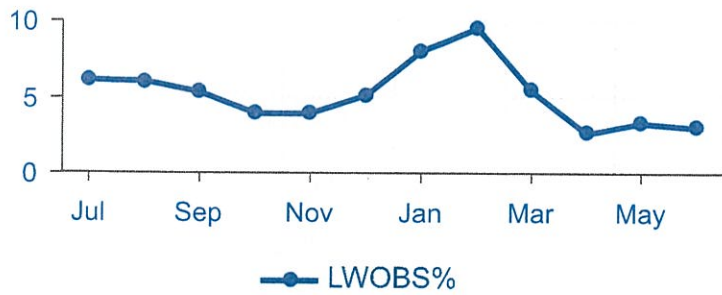


Nowata



Health Committee Service Summary

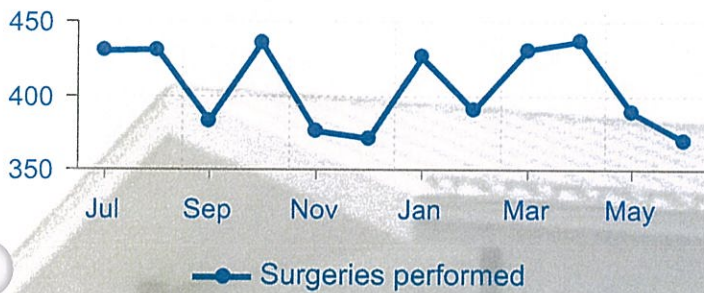
ED/UC Left without being seen



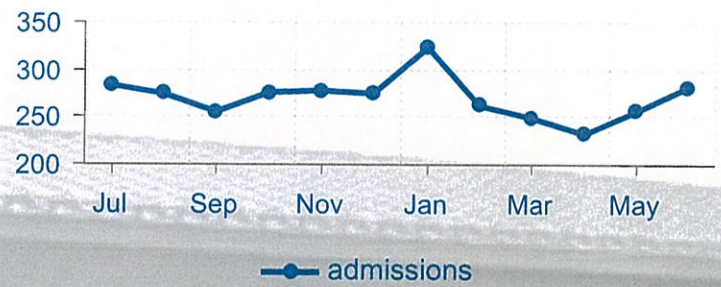
ED/UC service delivered



WWH General Surgery



WWH Inpatient Care



Service Delivered by Quarter

