



Cherokee Nation Tribal Council Health Committee Report

Claremore Indian Hospital

Month/Year of the report: December 2020

George L Valliere 918-342-6434

Email: george.valliere@ihs.gov

Accomplishments:

- **Staffing:** Announcements still out for General Surgeon, 2 midwives and OB/GYN.
- **Visits:** Outpatient visits for December up 21.5% over the same period the previous year.
- **Revenues:** Revenues for FY2020 increased 19.9% over the same period the previous year.

Future Plans / New Initiatives:

- **New Services:**
 - Orthopedic patients continue to be sent to Tulsa at The Orthopedic Center.
 - Emergency room volume continues to grow during the Flu Season.

Workload:

	<u>Actual numbers/month</u>		<u>CN</u>
Outpatient visits up	21.5%	28,015	17,014/ (9,430 patients)
Dental visits up	2.5%	616	386
Admissions down	18.6%	57	57
Newborns down	13.3%	26	16
New charts		437	
Reactivated Charts		103	

These statistics are compared to FY2019 statistics for the same time period. (December)
Occupancy rate for December 2020: 13.0%

Third Party Collections:

December collections

Medicare:	\$ 870,662.10
Medicaid:	1,011,574.10
Private Insurance:	1,278,288.30
V.A.	<u>37,320.60</u>

\$ 3,197,845.10

Year-to-date collections for FY 2020: \$ 8,796,174.11

Amount billed for December 2020: \$ 5.3 million

Collections are up compared to FY2019 collections for same time period. \$ 1,462,096.36

Percentage of account receivables pending for claims > 120+ days: 8%

PRC Activities:

December cases

		<u>CN Patients</u>
Funded:	336 cases: \$ 1,087,734.00	139
Denials:	505 cases: \$ 1,127,855.00	145
Deferred:	378 cases: \$ 318,455.00	155
CIH clinics:	13	
Ortho	35	

Files to Committee 1267



Health Committee Report

February 2020



Highlights

Over 99% of all prescriptions are now transmitted electronically, which is critical for patient safety. CNHS now ranks 1st in e-prescribing among health systems utilizing this EHR.


"WPMHC is a very well organized facility and everyone is very nice and helpful, especially the Pharmacy."

-Patient compliment regarding care provided at
Wilma P. Mankiller Health Center

Health Committee Report




6,807 patients were seen at the ED/Urgent Care the Hastings Hospital



68 babies were delivered at Hastings Hospital during November




250 work orders were completed for the month of December



377 surgical procedures performed at Hastings Hospital



Contract health processed 10,106 referrals for December



571 clients were served by Emergency Medical Services



6,386 patients were served by CN Dental Services




The Oklahoma Breast Cancer Care mammogram bus screened 27 women

Health Committee Report

Provider Recruitment


CNHS Provider
Vacancy Rate



IHS Provider
Vacancy Rate
Benchmark




Contract Health



Referral Approval Rate

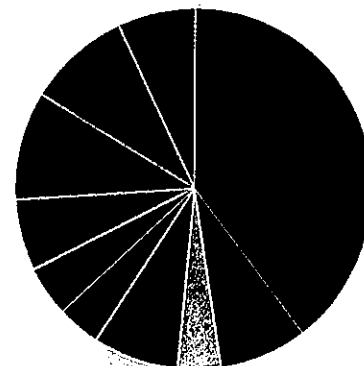


Monthly Visits by Location



● CNOHC-WWH	23.3%	● VIN	10.5%
● CH	4.9%	● TRHC	16.6%
● NOW	5.4%	● JAY	9.1%
● AMO	8.0%	● RBS	11.2%
● WPM	10.9%		

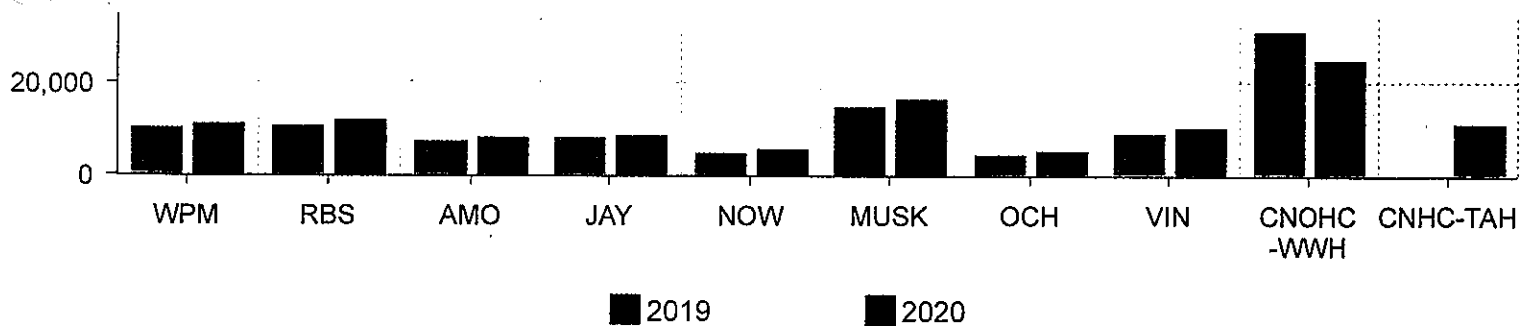
YTD CHS Spend by Location



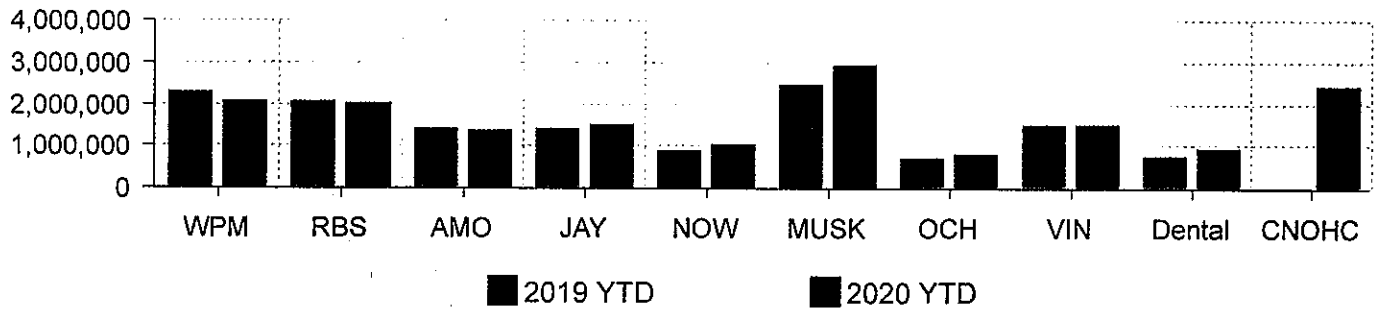
● WWH	39.6%	● VIN	7.9%
● OCH	3.9%	● TRHC	7.7%
● NOW	3.9%	● JAY	4.5%
● AMO	6.5%	● RBS	9.7%
● WPM	9.3%	● CIH	7.0%

Patient Visits and Revenue


Ambulatory Care Visits: Monthly



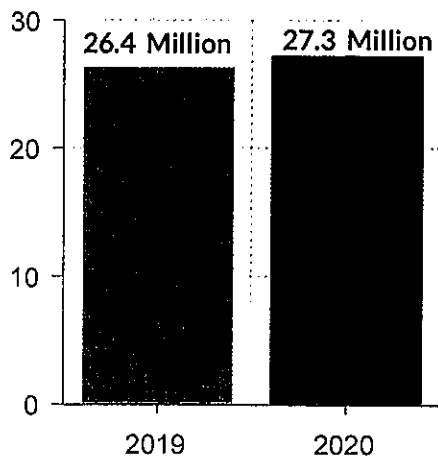
Ambulatory Care 3rd Party Revenue: Year to Date



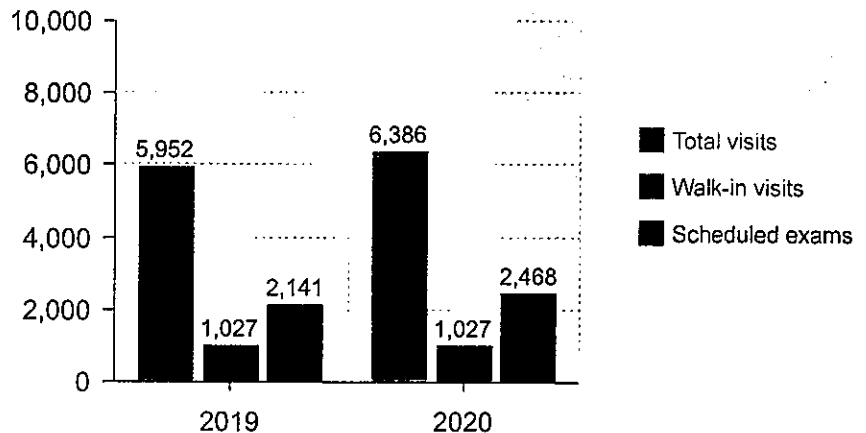
Health Center and Dental Combined Revenue: Year to Date



WWH 3rd Party Revenue Year to Date

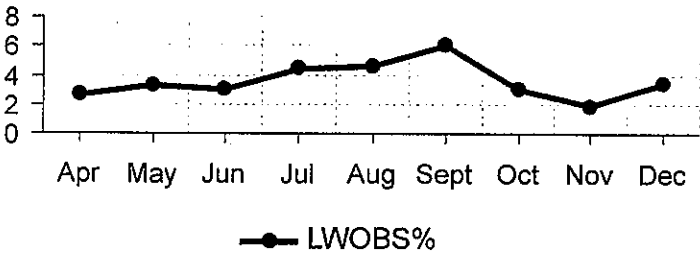


Dental Services: Monthly

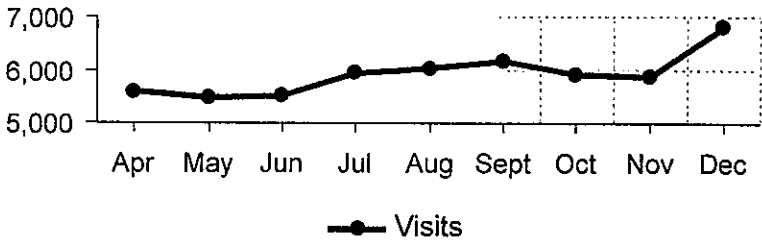


Health Committee Service Summary

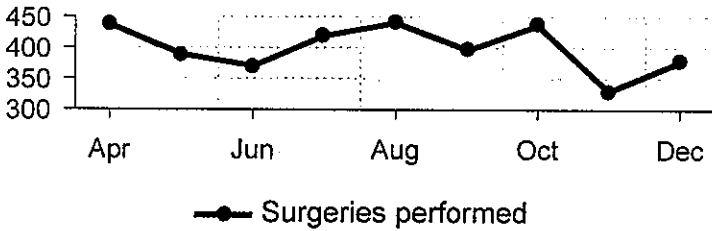
ED/UC Left without being seen



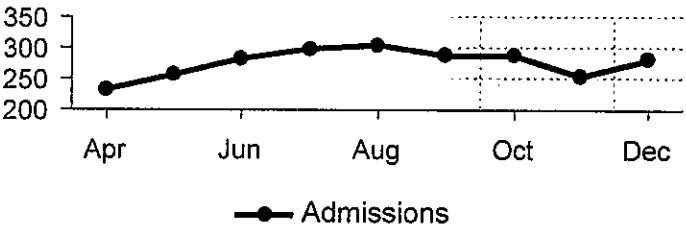
ED/UC service delivered



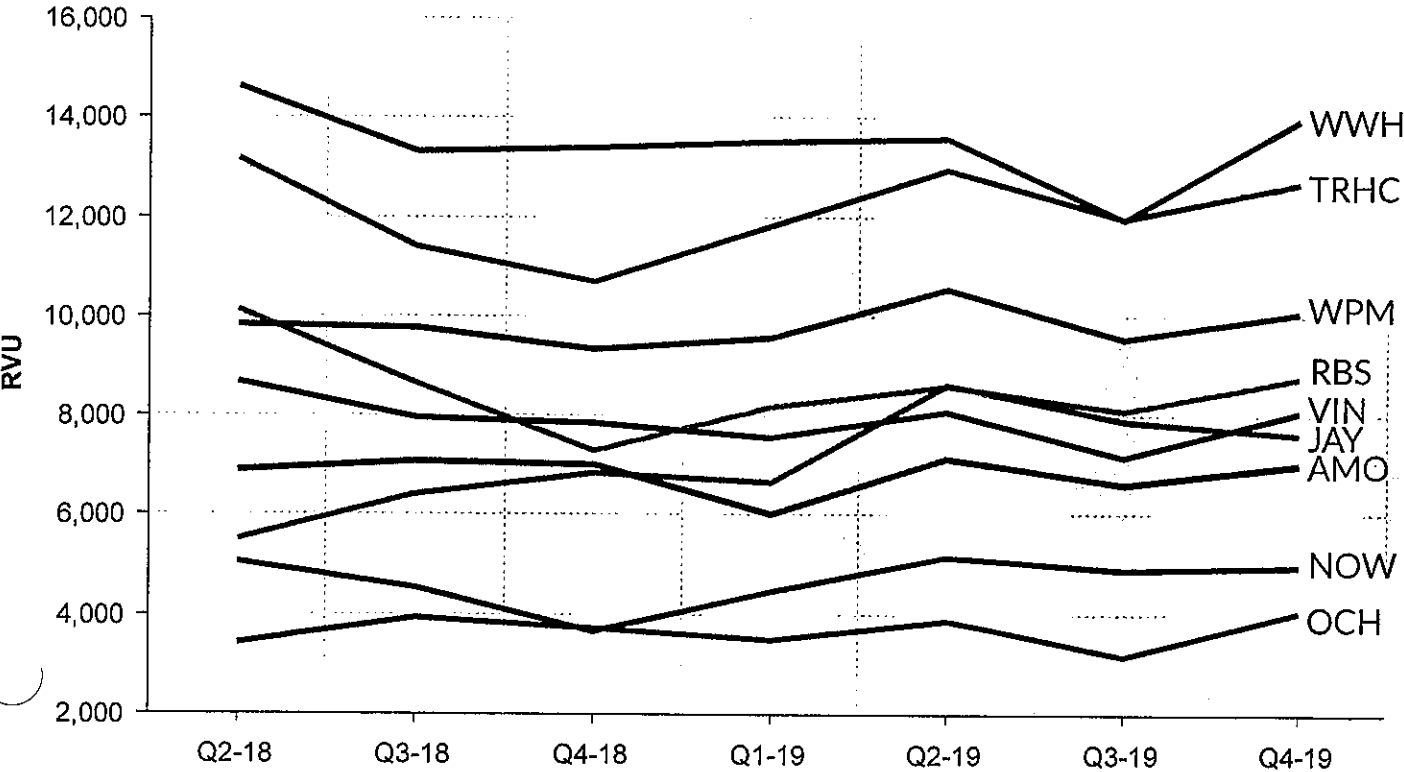
WWH General Surgery



WWH Inpatient Care




Service Delivered by Quarter




Prescriptions Filled by Site


WWH Main




WWH ED/UC




Muskogee




Sallisaw




Vinita




Salina




Jay



Ochelata



Nowata



Stilwell

