



## Cherokee Nation Tribal Council Health Committee Report

Claremore Indian Hospital

Month/Year of the report: April 2020

George L Valliere 918-342-6434

Email: [george.valliere@ihs.gov](mailto:george.valliere@ihs.gov)

### Accomplishments:

- **Staffing:** Announcements still out for General Surgeon.
- **Visits:** Outpatient visits for April down 29.6% over the same period the previous year.
- **Revenues:** Revenues for FY2020 increased 2.5% over the same period the previous year.

### Future Plans / New Initiatives:

- New Services:
  - Orthopedic patients continue to be sent to Tulsa at The Orthopedic Center.
  - Emergency room volume declining under precautions for COVID-19. Still average less than 50/day.
  - CIH is following the CDC Guidelines for COVID-19.

### Workload:

	<u>Actual numbers/month</u>		<u>CN</u>
Outpatient visits down	29.6%	17,663	6,980/ (4,195 patients)
Dental visits down	93.1%	57	36
Admissions down	22.9%	54	40
Newborns up	45.5%	32	27
New charts		185	
Reactivated Charts		19	

These statistics are compared to FY2019 statistics for the same time period. (April)  
Occupancy rate for April 2020: 11.0%

### **Third Party Collections:**

#### April collections

Medicare:	\$	508,764.97
Medicaid:		584,301.49
Private Insurance:		840,962.21
V.A.		<u>30,143.43</u>
	\$	1,964,172.10

Year-to-date collections for FY 2020: \$ 19,032,831.76

Amount billed for April 2020: \$ 3.6 million

Collections are up compared to FY2019 collections for same time period. \$ 479,252.02

Percentage of account receivables pending for claims > 120+ days: 11%

### **PRC Activities:**

#### April cases

			<u>CN Patients</u>
Funded:	229 cases:	\$ 834,950.00	86
Denials:	319 cases:	\$ 510,250.00	34
Deferred:	247 cases:	\$ 112,501.00	80
CIH clinics:	1		
Ortho	6		

Files to Committee 802



# Health Committee Report

## June 2020



### Highlights


The Health Centers have continued to respond and implement mitigation activities for the COVID-19 pandemic. During the month of April each of the Health Centers began providing drive-thru services to test for COVID-19 in addition to expanding the implementation of telehealth visits to other service lines where appropriate.

*"I would like to say how impressed I am with our medical registration girls! They all have a soft spot in their hearts for our patients. The way that they interact with each patient is awesome! They are truly compassionate!"*

-Primary Care patient compliment



# Health Committee Report



137 surgical  
procedures  
performed at  
Hastings Hospital



467 clients were  
served by  
Emergency Medical  
Services



Behavioral Health  
services were  
provided to 1,135  
clients during April




147 Women were  
screened for Breast  
and Cervical Cancer



2,499 patients  
were seen at the  
ED/Urgent Care at  
Hastings Hospital



421 patients were  
served through CN  
Dietary Services.



134,040  
prescriptions were  
filled in April



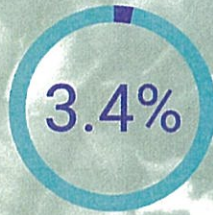
79 babies were  
delivered at Hastings  
Hospital



# Health Committee Report

## Provider Recruitment

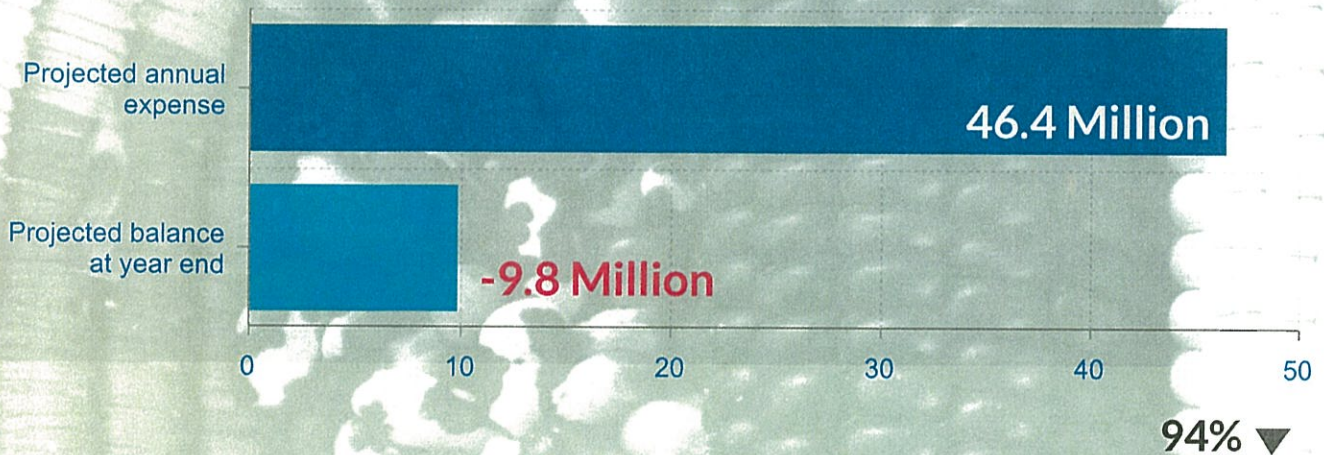
CNHS Provider  
Vacancy Rate



IHS Provider  
Vacancy Rate  
Benchmark



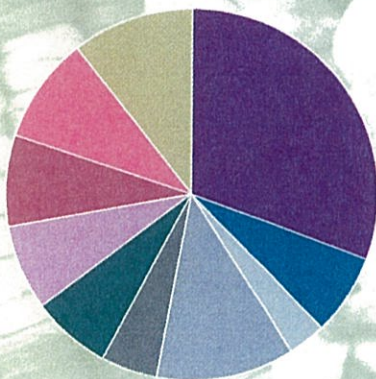
## Contract Health



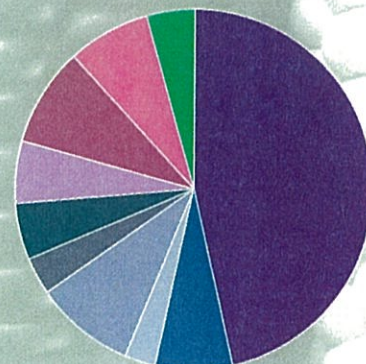
## Referral Approval Rate



## Monthly Visits by Location



## YTD CHS Spend by Location



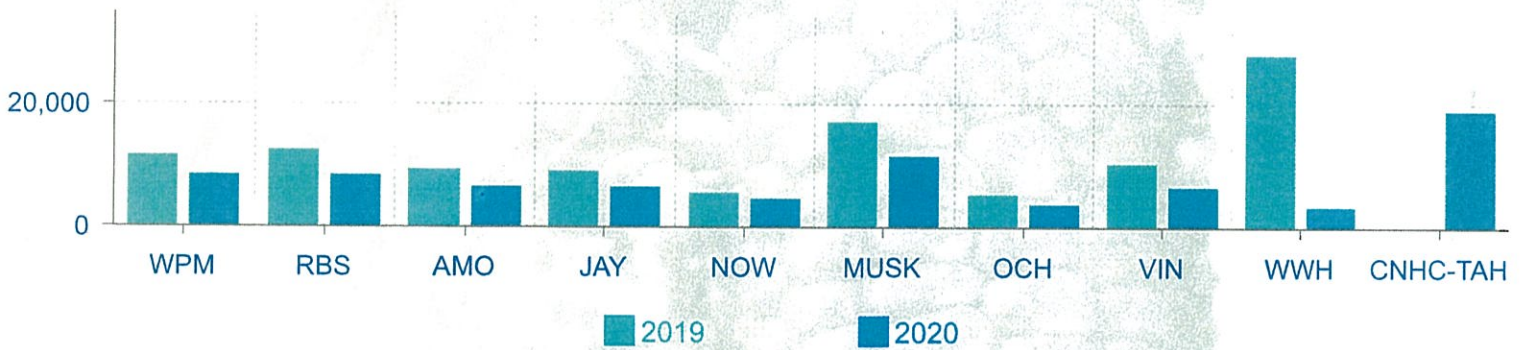
TAH	30.6%	VIN	7.0%
OCH	3.3%	TRHC	11.9%
NOW	4.9%	JAY	6.9%
AMO	7.4%	RBS	8.0%
WPM	9.3%	WVH	10.6%

WVH	46.4%	VIN	7.0%
OCH	2.8%	TRHC	9.0%
NOW	3.4%	JAY	5.0%
AMO	5.6%	RBS	8.9%
WPM	7.5%	CIH	4.4%

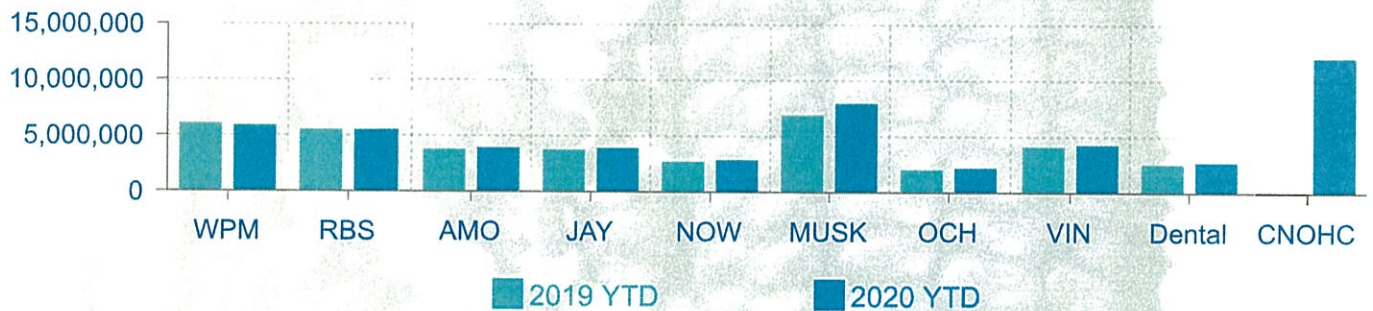


# Patient Visits and Revenue


Ambulatory Care Visits: Monthly



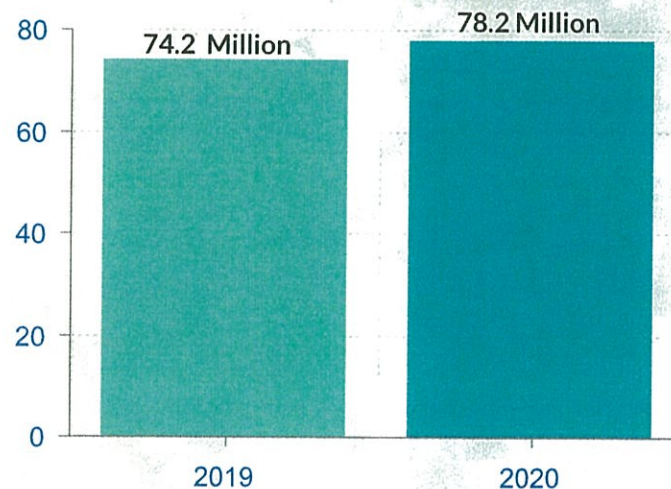
Ambulatory Care 3rd Party Revenue: Year to Date



Health Center and Dental Combined Revenue: Year to Date



WWH 3rd Party Revenue Year to Date





# Service Summary

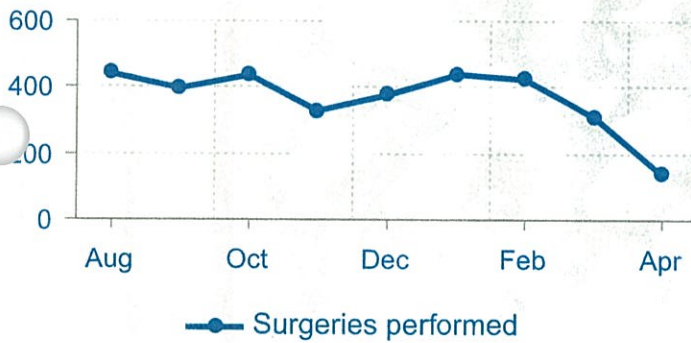
## ED/UC Left without being seen



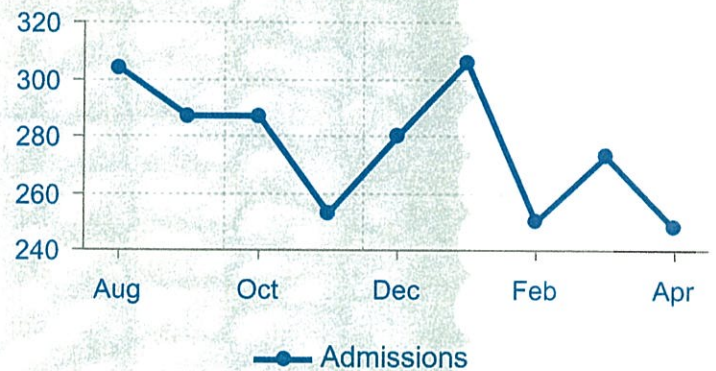
## ED/UC service delivered



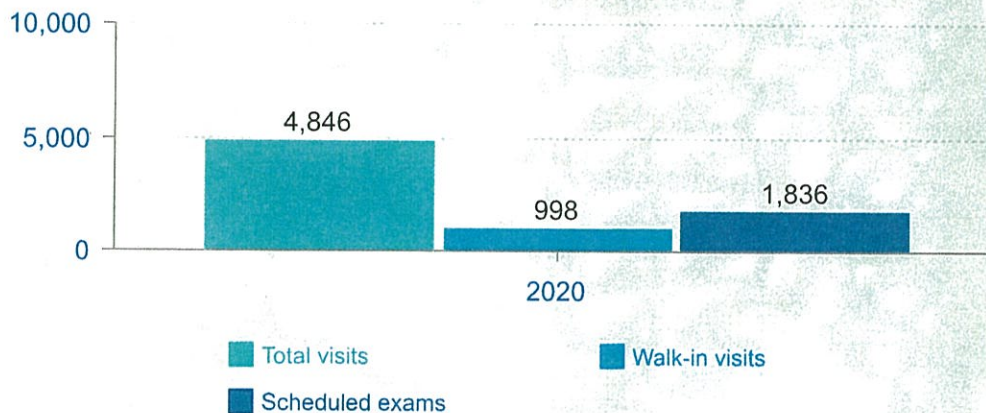
## WWH General Surgery



## WWH Inpatient Care




## Dental Services: Monthly






# Prescriptions Filled by Site


**CNOHC**



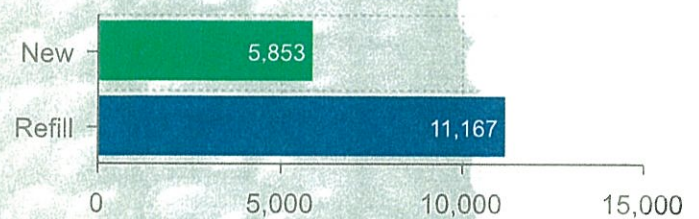
**WWH Urgent Care**




**Muskogee**




**Sallisaw**



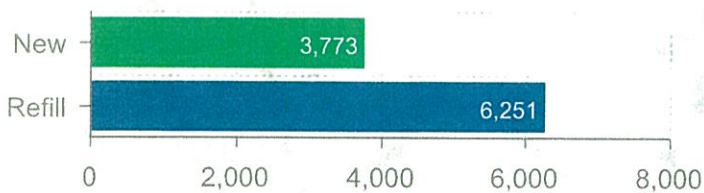
**Vinita**



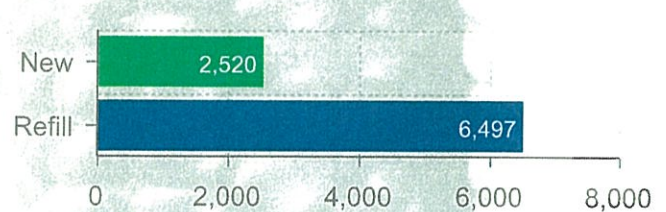
**Salina**



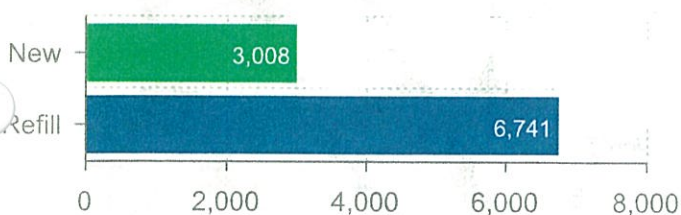
**Jay**



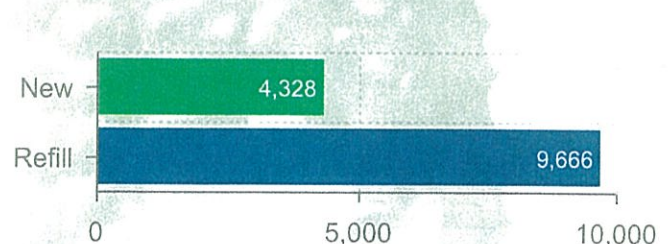
**Ochelata**



**Nowata**



**Stilwell**







*Cherokee Nation Home Health Services, Inc.*

Home Health

Hospice

Outreach

Home Health: Census as of 5/28/2020; 215

Native Americans served 03/01/2020-05/28/2020; 185

Hospice: Census as of 05/28/2020; 21

Native Americans served 03/01/2020-05/28/2020; 19

Outreach: Census as of 05/28/2020; 742

Total All employees: 107 (61 fulltime)

Native American: 99

Cherokee: 91

COVID-19 status response and update:

As of 5/28/2020 CNHHS has had 2 patients test positive for COVID-19. We unfortunately had one death related to COVID-19.

As of 5/28/2020 CNHHS has had ZERO employees test positive for COVID-19.

CNHHS employees continue to show great courage during this pandemic and have answered every call to serve our patients and communities. We are thankful for the support of Cherokee Nation administration and the Cherokee Nation Council.