



Cherokee Nation Tribal Council Health Committee Report

Claremore Indian Hospital

Month/Year of the report: May 2020

George L Valliere 918-342-6434

Email: george.valliere@ihs.gov

Accomplishments:

- **Staffing:** Recruiting for OB/GYN, Midwife and Hospitalist.
- **Visits:** Outpatient visits for May down 23.5% over the same period the previous year.
- **Revenues:** Revenues for FY2020 increased .49% over the same period the previous year.

Future Plans / New Initiatives:

- New Services:
 - Drive thru COVID testing available M-F 0800-1100 for beneficiaries.
 - Emergency room volume increasing since reopening of businesses.
 - CIH is following the CDC Guidelines for COVID-19.

Workload:

	<u>Actual numbers/month</u>		<u>CN</u>
Outpatient visits down	23.5%	20,247	7,824/ (4,584 patients)
Dental visits down	86.7%	106	33
Admissions down	18.5%	53	37
Newborns up	72.2%	31	26
New charts		242	
Reactivated Charts		46	

These statistics are compared to FY2019 statistics for the same time period. (May)
Occupancy rate for May 2020: 14.0%

Third Party Collections:

May collections

Medicare:	\$ 579,747.92
Medicaid:	632,193.43
Private Insurance:	642,372.93
V.A.	<u>32,486.89</u>

\$ 1,886,801.17

Year-to-date collections for FY 2020: \$ 20,919,632.93

Amount billed for May, 2020: \$ 3.1 million

Collections are up compared to FY2019 collections for same time period. \$ 103,934.30

Percentage of account receivables pending for claims > 120+ days: 13%

PRC Activities:

May cases

			<u>CN Patients</u>
Funded:	207 cases:	\$ 736,493.00	73
Denials:	242 cases:	\$ 357,310.00	6
Deferred:	170 cases:	\$ 149,435.00	77
CIH clinics:	2		
Ortho	8		

Files to Committee 629



Health Committee Report

July 2020



Highlights

May 11th-15th was National Hospital Week for all hospitals across the United States. This year, we were not able to celebrate as we normally do, but we still wanted to recognize all W.W. Hastings Hospital staff for their continued, unwavering hard work and dedication to our patients, families, and community. During the COVID-19 pandemic the hospital staff continue to show their dedication and commitment to our vision of healthy Cherokee people, families, and communities for this and future generations.

"Thank you for your great service and politeness!!! You all are very appreciated in so many ways! Thank you for seeing me today!"

-Primary Care patient compliment

Health Committee Report



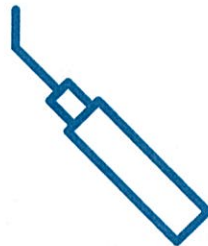
3,588 patients
were seen at the
ED/Urgent Care



73 babies were
delivered at Hastings
Hospital during May



188 surgical
procedures
performed at
Hastings Hospital




996 patients were
served by CN
Dental Services



2,463 current
number of Health
Services Employees



1,201 clients were
served by CN
Behavioral Services



97% of Contract
Health referrals were
approved in May



529 clients were
served by
Emergency Medical
Services

Health Committee Report

Provider Recruitment

CNHS Provider
Vacancy Rate

3.4%

IHS Provider
Vacancy Rate
Benchmark

25%

Contract Health

Projected annual
expense

45.3 Million

Projected balance
at year end

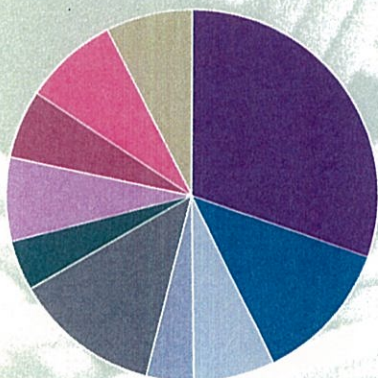
-17.2 Million

15 20 25 30 35 40 45 50

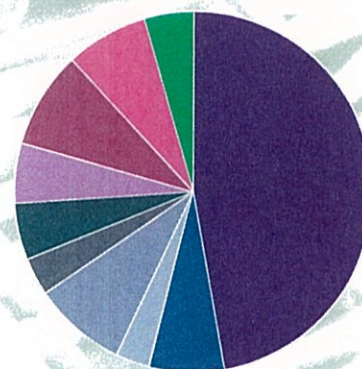
97.3% ▼

Referral Approval Rate

Monthly Visits by Location



YTD CHS Spend by Location

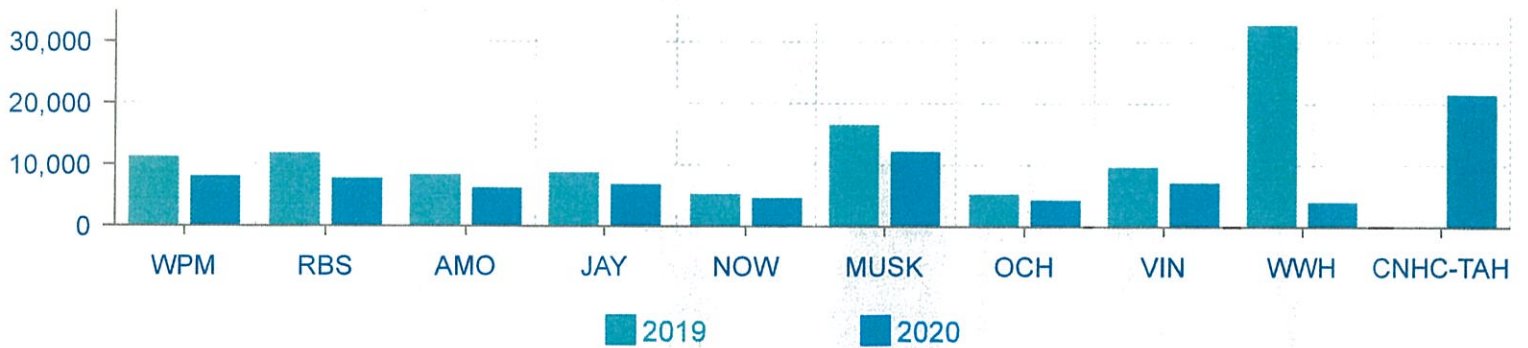


CNOHC	30.3%	WWH	12.4%
VIN	7.0%	OCH	4.1%
TRHC	12.7%	NOW	4.4%
JAY	7.3%	AMO	6.0%
RBS	8.2%	WPM	7.6%

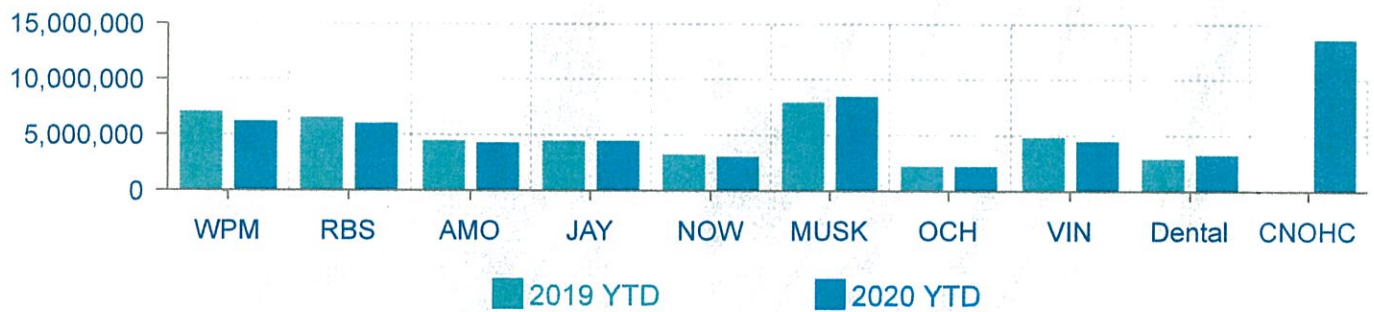
WWH	47.1%	VIN	6.7%
OCH	3.1%	TRHC	8.4%
NOW	3.4%	JAY	5.1%
AMO	5.4%	RBS	8.7%
WPM	7.5%	CIH	4.5%

Patient Visits and Revenue


Ambulatory Care Visits: Monthly



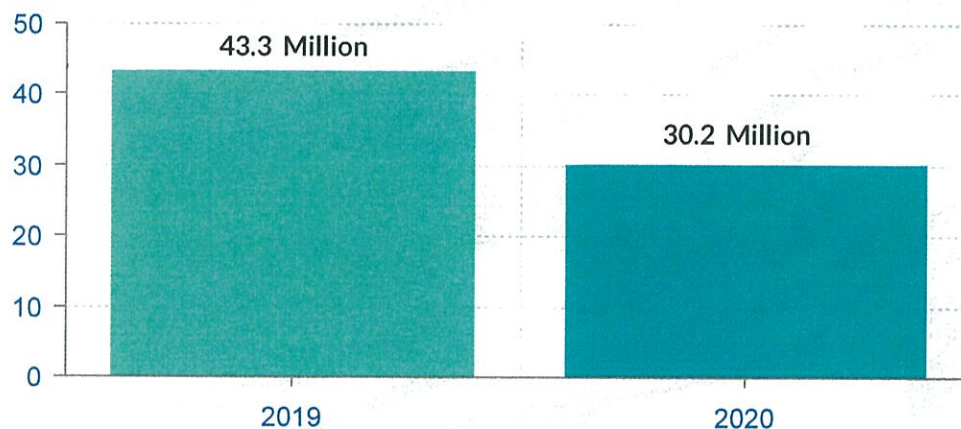
Ambulatory Care Third Party Revenue: Year to Date



Third Party Revenues Combined: Year to Date



Third Party Revenue Comparison CN WW Hastings Hospital Year to Date



Service Summary

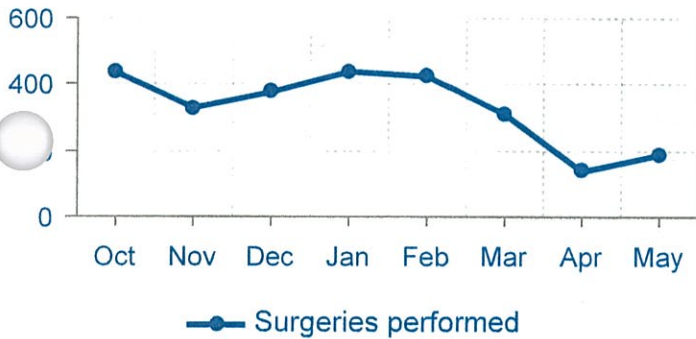
ED/UC Left without being seen



ED/UC service delivered



WWH General Surgery



WWH Inpatient Care

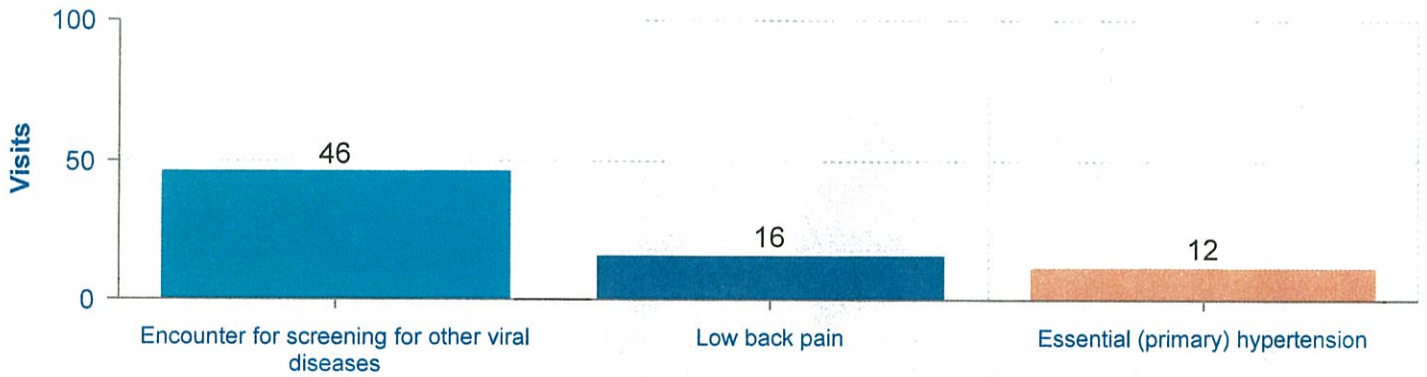


Monthly Dental Services

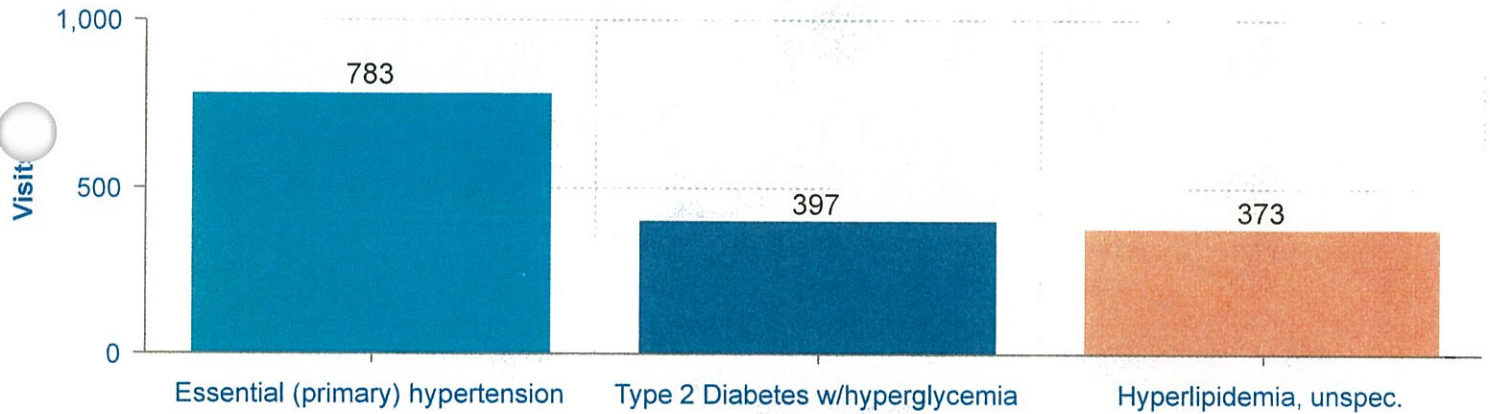


Top Three Diagnoses by Clinic

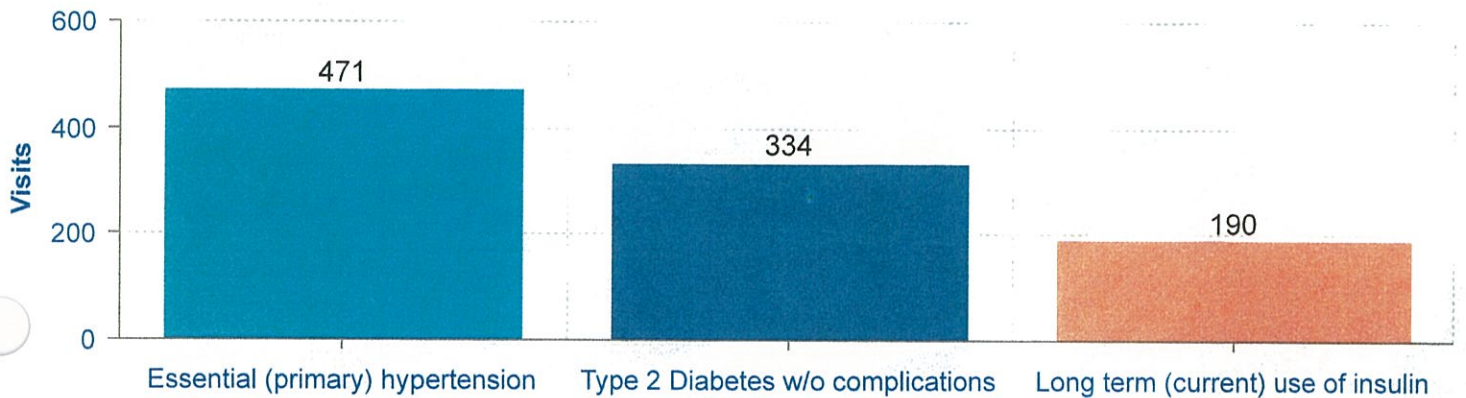
WWH Main



Muskogee

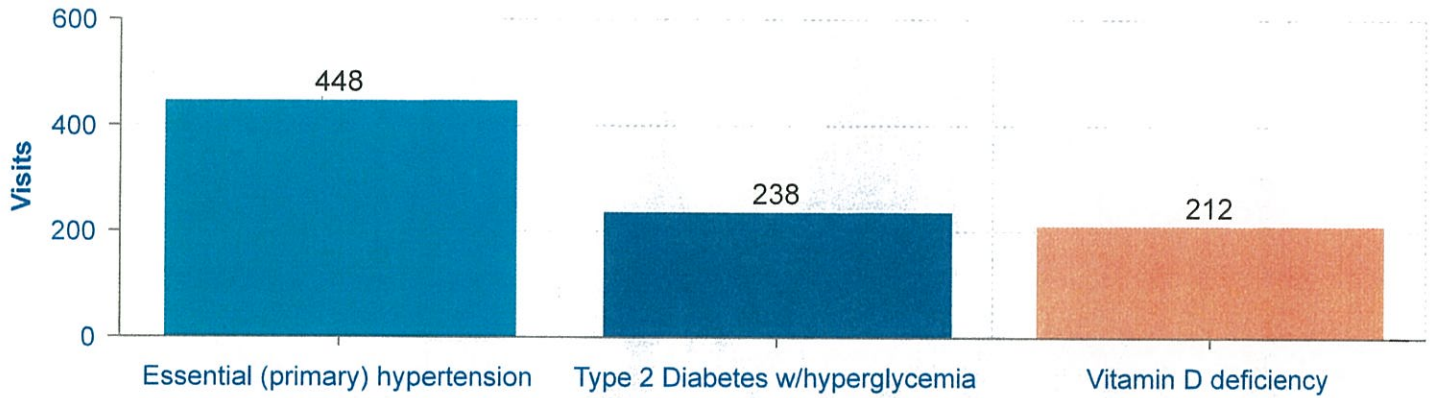


Stilwell

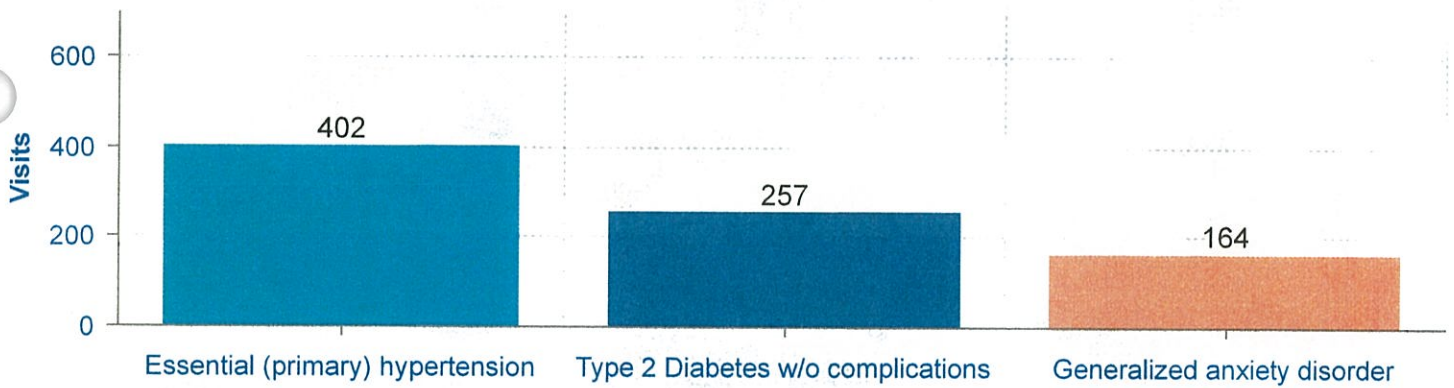


Top Three Diagnoses by Clinic

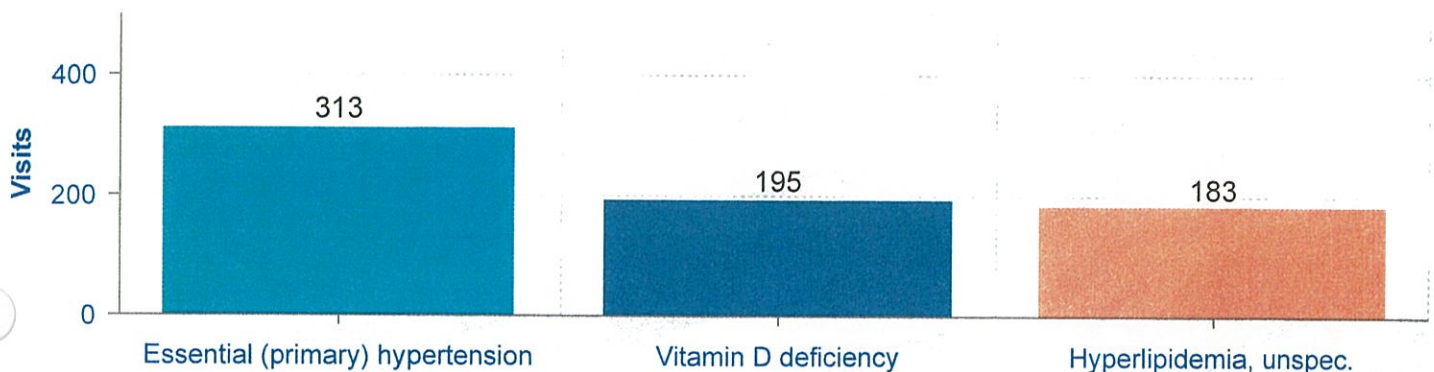
Salina



Nowata

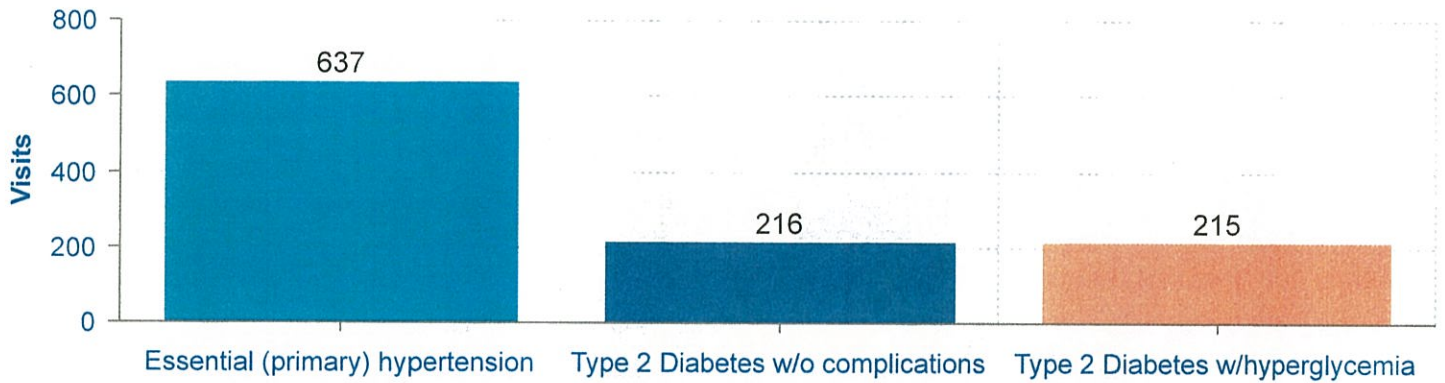


Ochelata

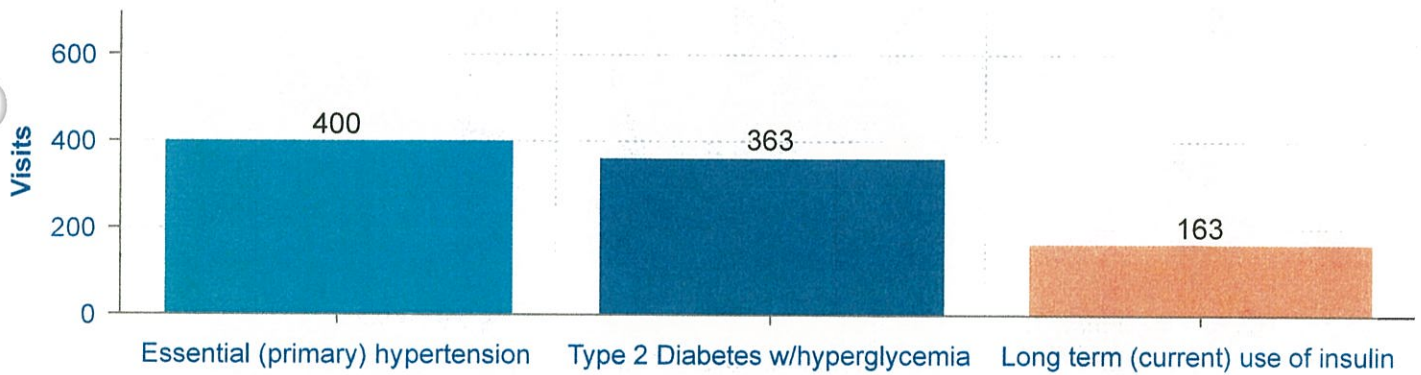


Top Three Diagnoses by Clinic

Sallisaw



Jay



Vinita

