

HUMAN SERVICES

Tribal Council Monthly Report

August 2020

Marsha Lamb

Executive Director

Email: marsha-lamb@cherokee.org

Phone Number: 918-453-5355

Number of Employees	392
Number of Vacancies	52
Number of Volunteers	30

Kara Pasqua

Director of Child Support Services

Email: kara-whitworth@cherokee.org

Phone Number: (918) 453-4127

Jennifer Kirby

Interim Director of Family Assistance

Email: jennifer-kirby@cherokee.org

Phone Number: (918) 453-5150

Jennifer Kirby

Director of Youth Services & Special Projects

Email: jennifer-kirby@cherokee.org

Phone Number: (918) 453-5150

Tricia Peoples

Director of Child Care Development Centers

Email: tricia-peoples@cherokee.org

Phone Number: (918) 453-5045

Penny Norseworthy

Director of Finance

Email: penny-norseworthy@cherokee.org

Phone Number: (918) 453-5375

Lou Stretch

Interim Director of Indian Child Welfare

Email: lou-stretch@cherokee.org

Phone Number: (918) 453-7480



Shawn Duch

Operations Manager of ONE FIRE

Email: shawna-duch@cherokee.org

Phone Number: (918) 453-4257

HUMAN SERVICES

Tribal Council Monthly Report

TABLE OF CONTENTS

<u>Youth Services & Special Projects</u>	1
John A. Ketcher Youth Services Center	1
Youth Services	2
Cherokee PARENTS	3
<u>Child Care & Child Development</u>	4
Child Care Development Centers	4
Subsidy	4
Resource & Referral	5
Licensing & Monitoring	5
<u>Family Assistance Department</u>	6
Food Distribution	6
BIA Social Services	6
LIHEAP	7
Elder Services	7
Burial Assistance	8
NAHASDA	9
Family Assistance	9
School Clothing Programs	10
<u>Cherokee First</u>	11
Cherokee First Reception	11
Community Youth	11
Community Adult	12



HUMAN SERVICES

Tribal Council Monthly Report

TABLE OF CONTENTS

<u>Indian Child Welfare</u>	13-21
Programs with Court Interaction	13 & 14
Eligibility Notices, Prevention & Intervention	15
Child Protective Services	16 & 17
Certification & Placement Services	18 & 19
<u>Office of Child Support</u>	20-22
<u>ONE FIRE</u>	23

Human Services Announcements:



GWYB DBP
CHEROKEE NATION®

YOUTH SERVICES & SPECIAL PROJECTS

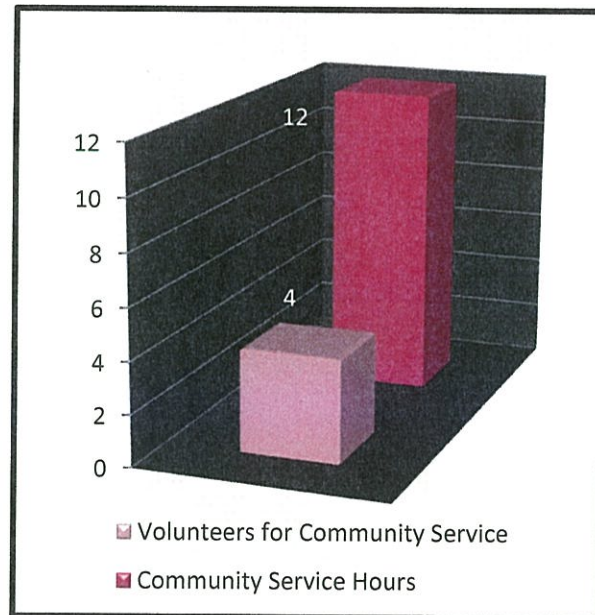
Director - Jennifer Kirby

Number of Employees	21
Number of Vacancies	1
Number of Volunteers	0

Programs
John A. Ketcher Youth Services Center
Youth Services
Cherokee PARENTS
Veteran's Center

John A. Ketcher Youth Services Center :

Young people served	4
Admissions	1

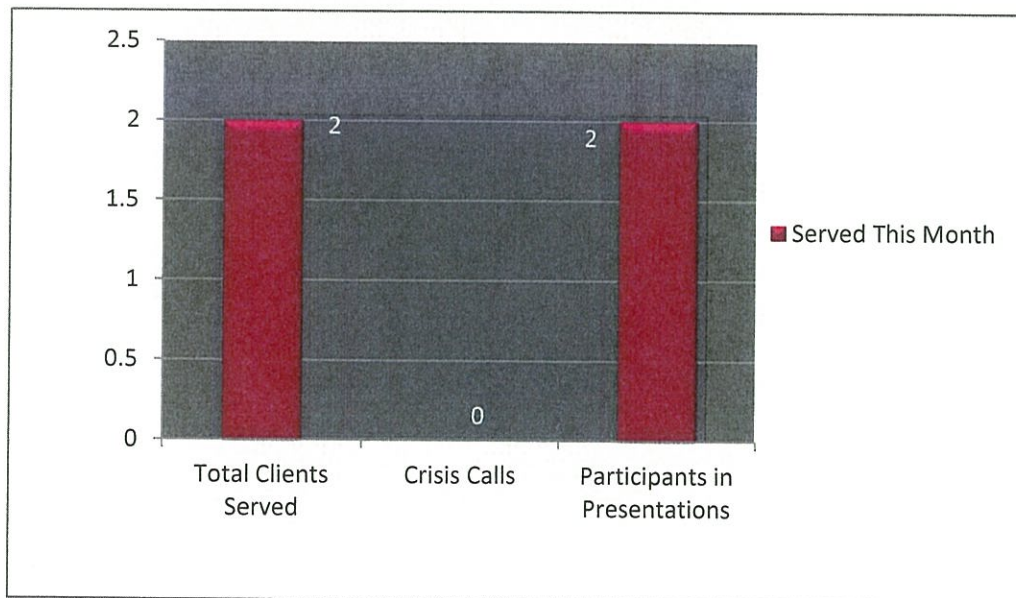



GWYB DBP
CHEROKEE NATION®

YOUTH SERVICES & SPECIAL PROJECTS

Youth Services :

Total Community Events & Presentations	1
--	---



GWYB DBP

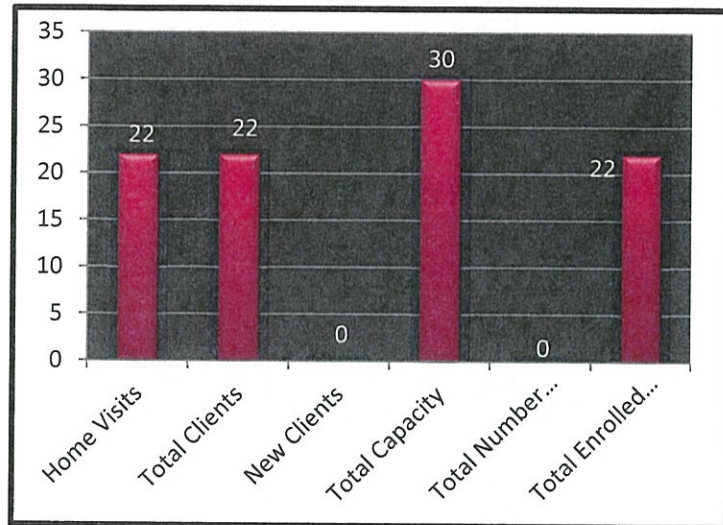
CHEROKEE NATION®

YOUTH SERVICES & SPECIAL PROJECTS

Cherokee PARENTS :

Total Clients	22
---------------	----

Our majority focus for March shifted to COVID-19 starting March 16th. We were not able to go into homes because of COVID-19, but we kept in touch with our clients via phone and email.



Child Care Development Centers :

*Stilwell Child Development Center had school aged children attend public school but returned due to the school shut down. A classroom has been set up for virtual school if necessary. *Tahlequah Child Development Center had some children transition to public schools. *Subsidy had 183 Parent Applications, 2648 contact with clients, providers, and other agencies by email, phone, or office. *Resource & Referral is not conducting on-site visits at this time. Virtual Technical Assistant has been provided this month and staff is working on Virtual Visits. Staff participated in on-line meetings, webinars, and trainings.



GWYB DBP
CHEROKEE NATION®

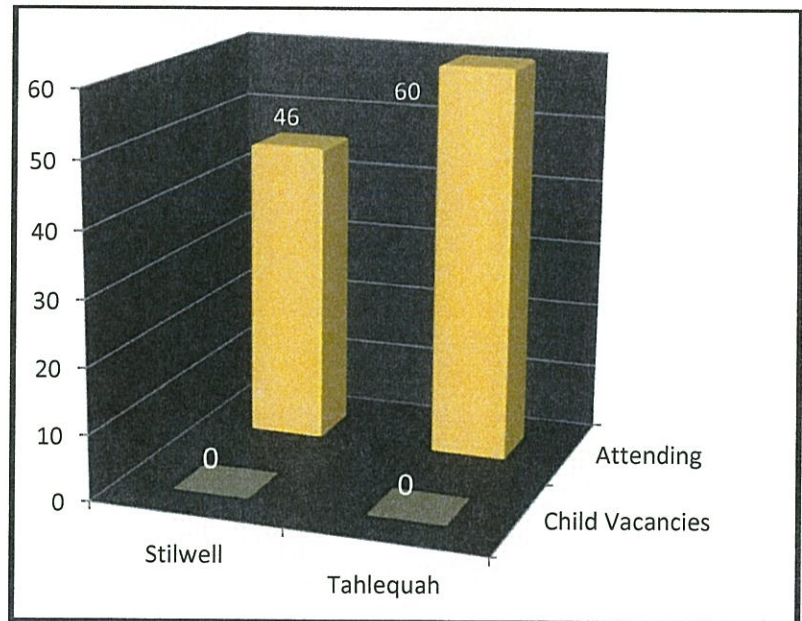
CHILD CARE & CHILD DEVELOPMENT

Director - Tricia Peoples

Number of Employees	114
Number of Vacancies	23
Number of Volunteers	0


Programs
Child Care Development Centers
Subsidy
Resource & Referral
Licensing & Monitoring

Child Care Development Centers :



Subsidy :

Children Receiving	1,830
Amount Distributed	\$ 1,410,400.69

	
Average Distribution Per Child	\$ 770.71

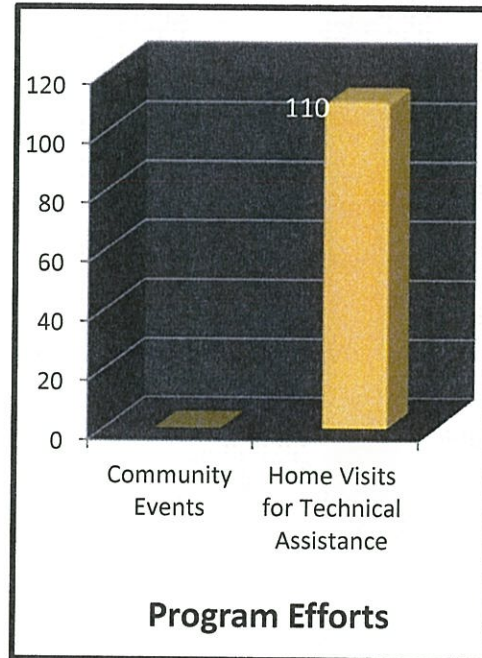



CHILD CARE & CHILD DEVELOPMENT

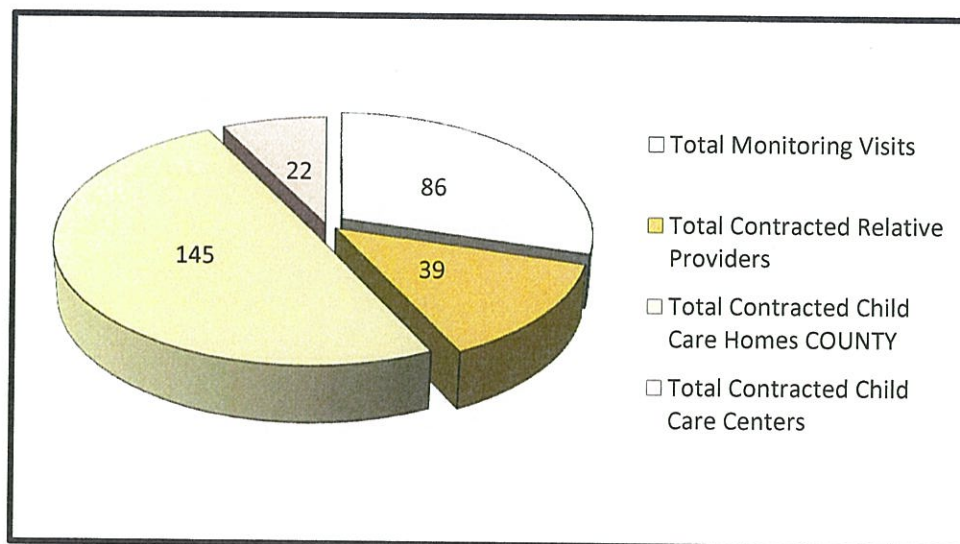
Resource & Referral :

Trainings for the Month

44



Licensing & Monitoring :



GWYA DBP
CHEROKEE NATION®

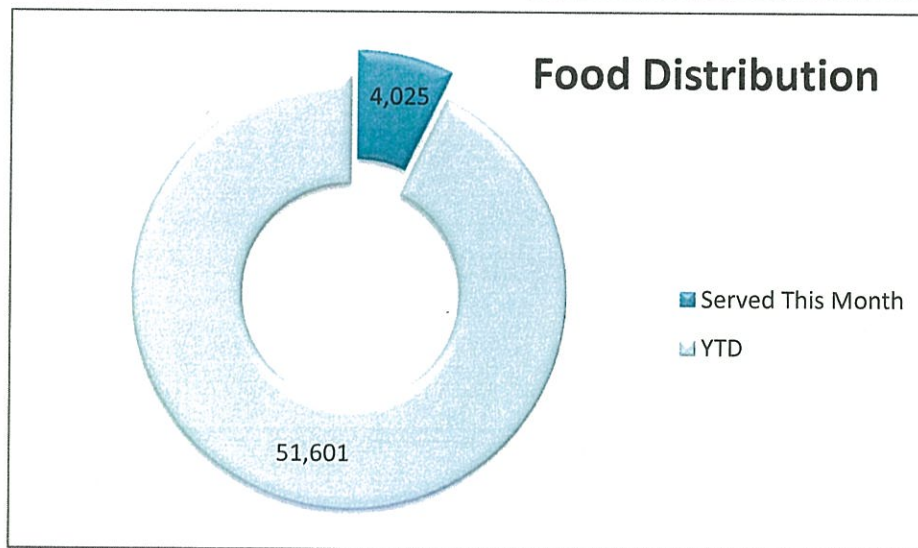
FAMILY ASSISTANCE DEPARTMENT

Interim Director - Jennifer Kirby

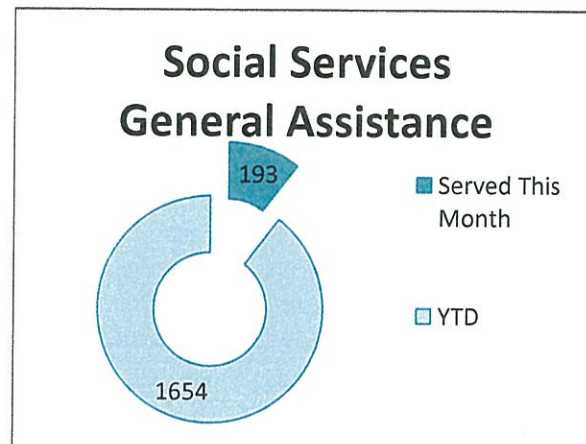
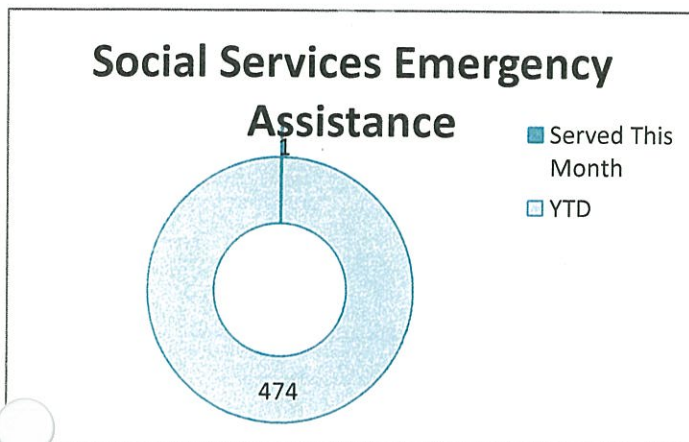
Number of Employees	113
Number of Vacancies	5
Number of Volunteers	30

Programs
Food Distribution
Social Services
Burial Assistance
Elder Care
Family Assistance
LIHEAP
NAHASDA
CITGO

Food Distribution :



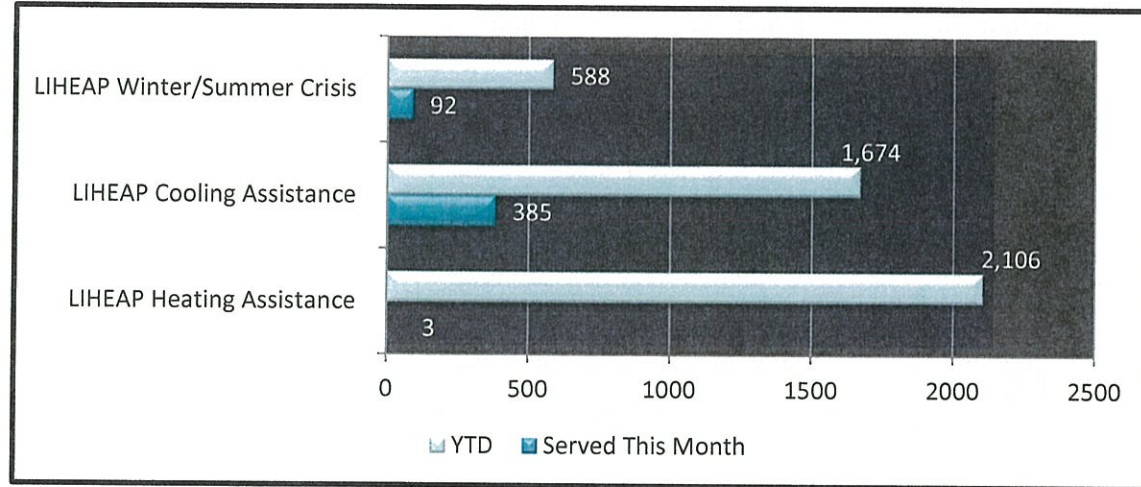
BIA Social Services :



GWYB DBP
CHEROKEE NATION®

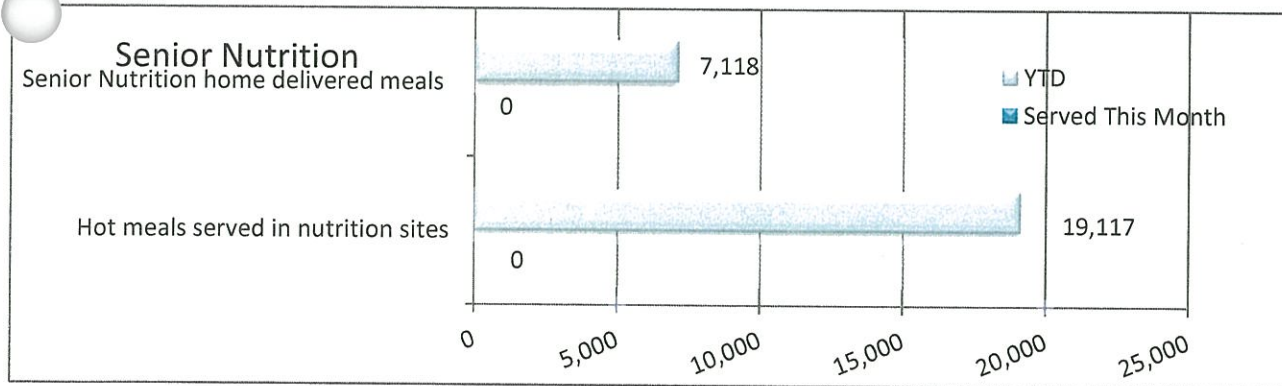
FAMILY ASSISTANCE DEPARTMENT

LIHEAP:

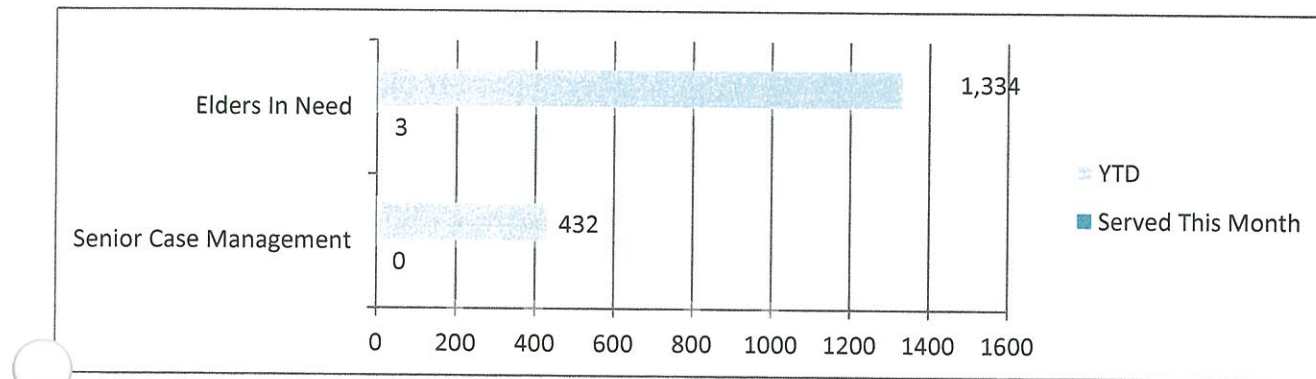


*(LIHEAP COOLING ASSISTANCE) Program starts in December and ends in February

Elder Services :



*Program starts in April

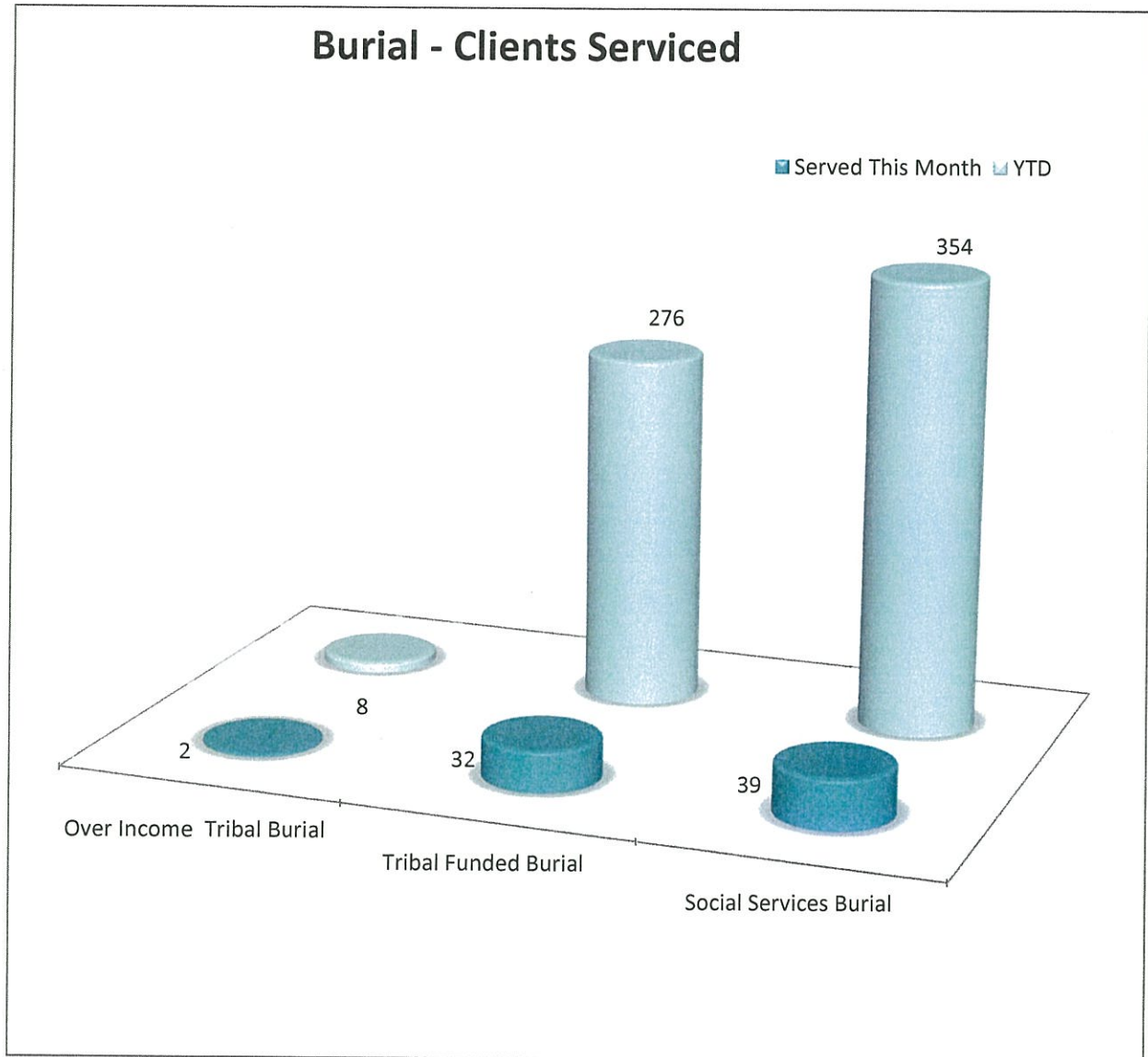


*Elders In Need Monies are dispersed in February and August.



FAMILY ASSISTANCE DEPARTMENT

Burial Assistance :

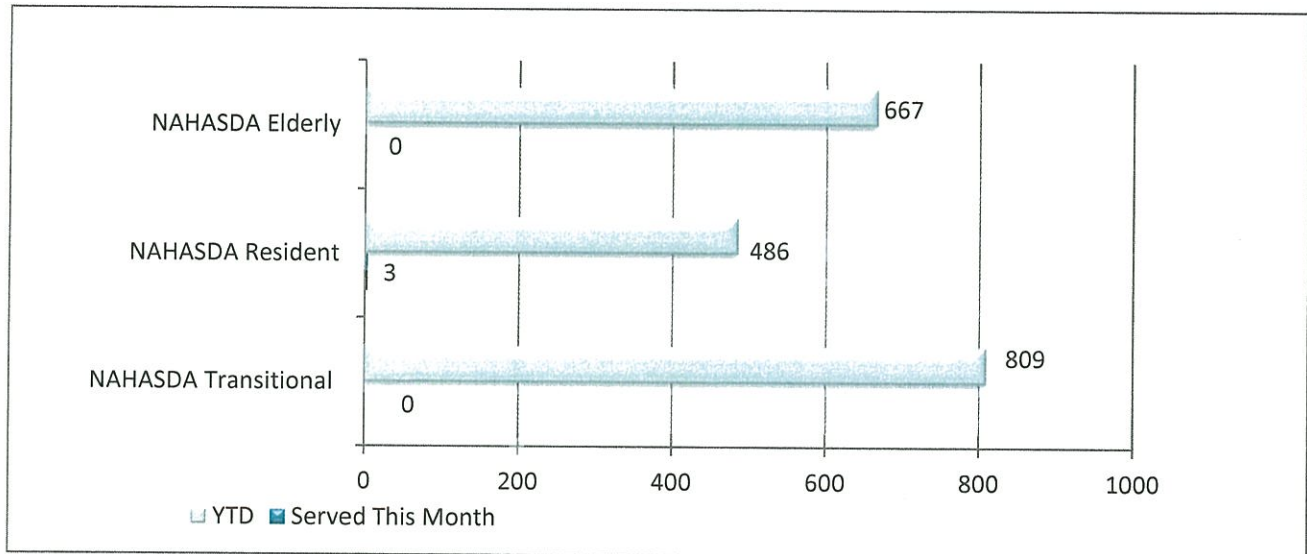


GWYB DBP

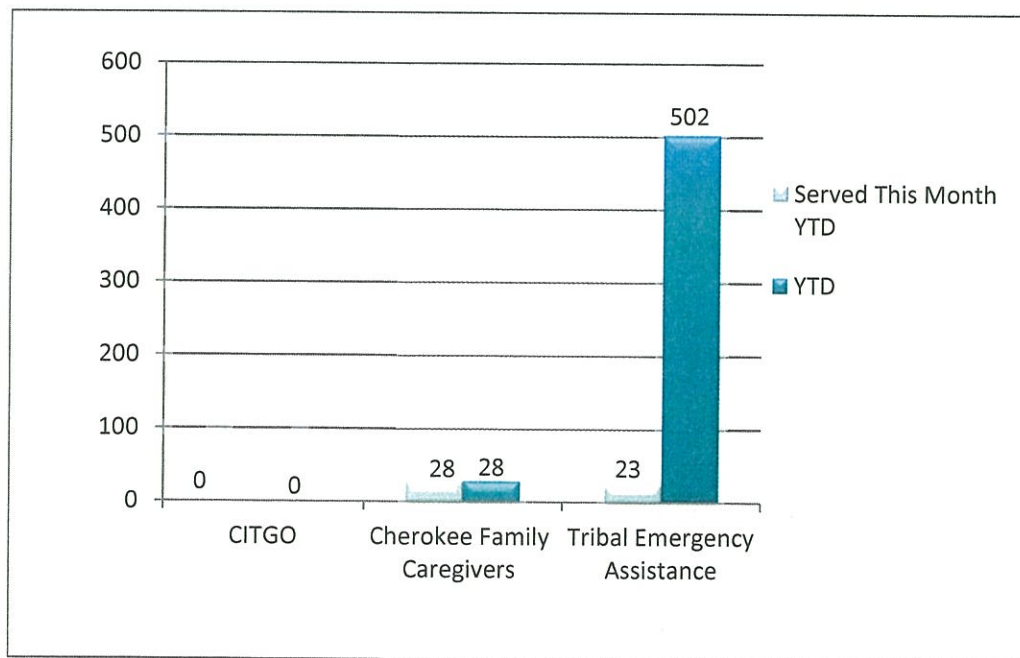
CHEROKEE NATION®

FAMILY ASSISTANCE DEPARTMENT

NAHASDA :



Family Assistance :

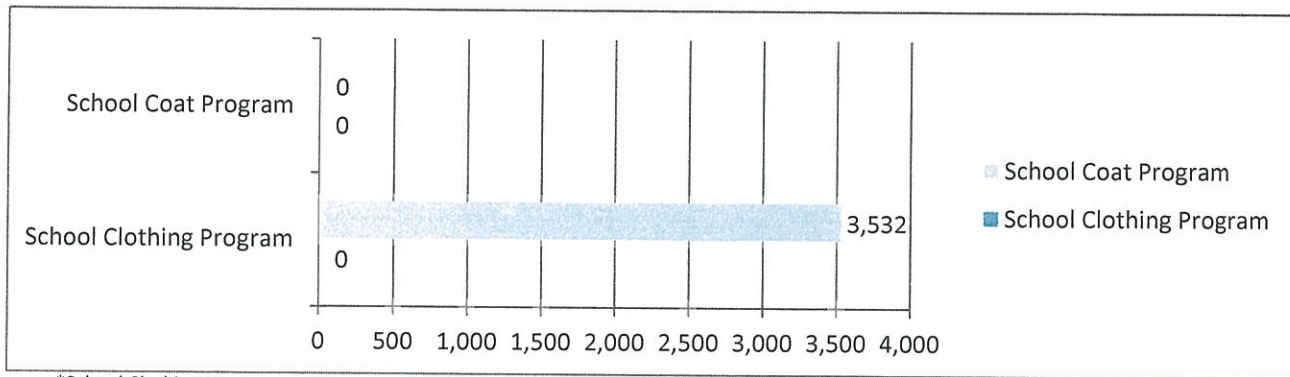


GWY.9 DBF

CHEROKEE NATION®

FAMILY ASSISTANCE DEPARTMENT

School Clothing Assistance Programs :



*School Clothing Program starts in July, before the school year begins.

Family Assistance:

Majority of the focus shifted to COVID 19 starting on March 16th. Elder Nutrition did not serve any meals during June 2020. All Elder Nutrition Centers were closed due to the pandemic.



GWYB DBP
CHEROKEE NATION®

CHEROKEE FIRST

Administrative Officer - Janelle Smith

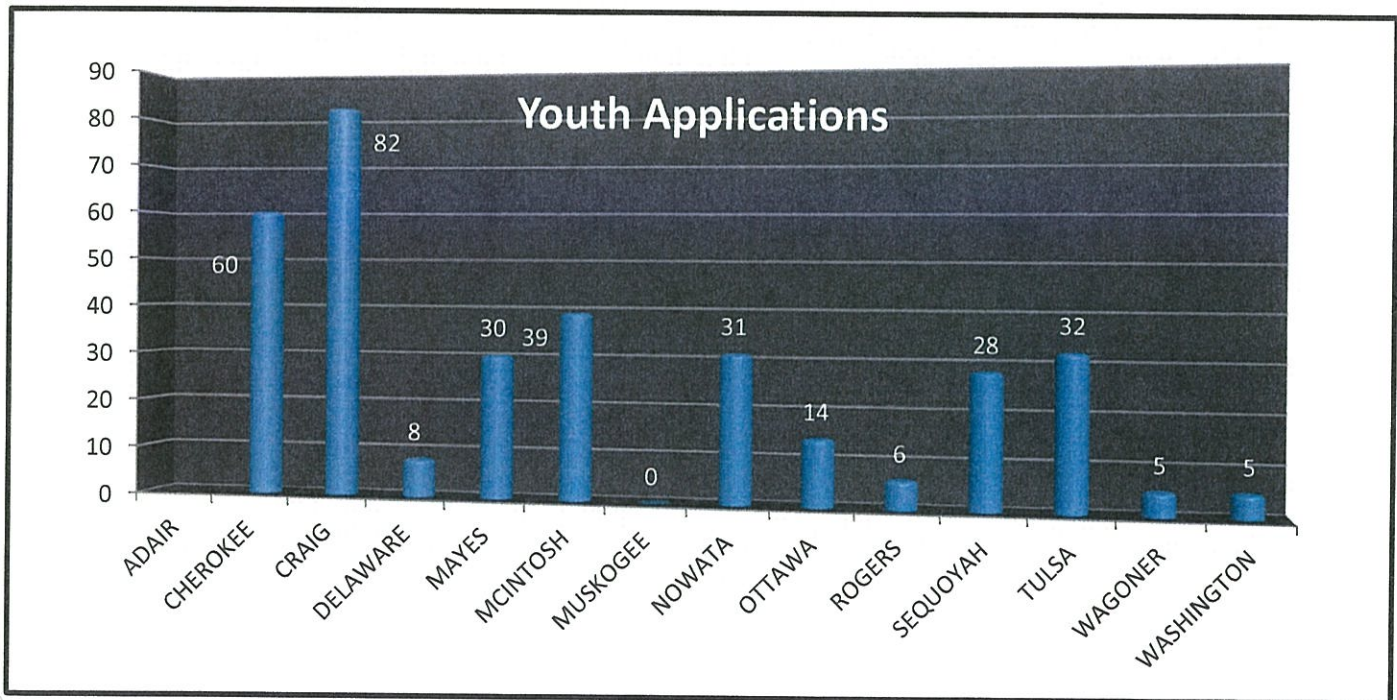
Number of Employees	3
Number of Vacancies	0
Number of Volunteers	0

Programs
Reception
Community Youth

Reception :

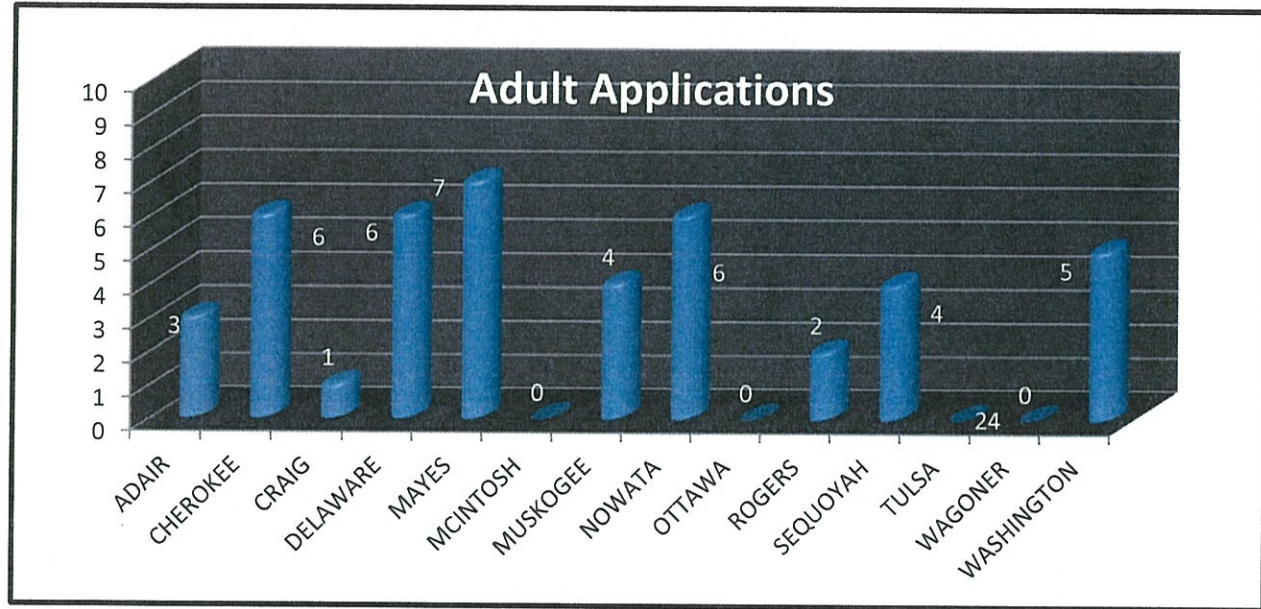
Total Walk Ins/Phone Calls Taken	95
Total Applications Taken	397

Community Youth :



GWYB DBP

CHEROKEE NATION®



Overview of Community Leadership Program Applications

Total Youth	353
Total Adult	44

Monthly Total Amount Distributed

August	\$ 79,400.00
--------	--------------



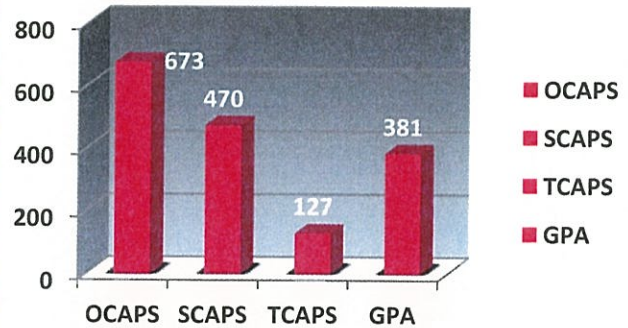
INDIAN CHILD WELFARE

Interim Director - Lou Stretch

Month of August:
1,651 Children
with Assigned ICW Workers

Programs With Court Interaction:

Programs With Court Interaction



OCAPS: Out-Of-District Court Advocacy and Permanency Services

Involved in child welfare cases in non-jurisdiction counties in Oklahoma and all 50 states.

Most work is done telephonically or electronically.

Emphasis on education about the Indian Child Welfare Act and ensuring States comply with it.

SCAPS: State Court Advocacy and Permanency Services

Involved in child welfare cases inside the 14 counties of which all or part are within the jurisdiction of the Nation.

Emphasis on education about the Indian Child Welfare Act and ensuring OKDHS compliance, and sometimes provide Tribal Foster Homes.

Provides services to the families when OKDHS fails to do so or as an alternative to OK DHS services.

TCAPS: Tribal Court Advocacy and Permanency Services

Involved in child welfare cases which are wholly under the jurisdiction of the Nation and OKDHS is not involved.

These cases originate on Indian Country or are transferred in from State district courts. Hearings are held at our Tribal Court House. Tribal Foster Homes are fully utilized.

GPA: Guardianships and Private Adoptions

Involved in civil adoption cases to include voluntary adoption, involuntary adoption and birth parent adoptions.

Monitors Guardianships and Private Adoptions for compliance with the Indian Child Welfare Act and the best interests of children.

Serves Cherokee children and their families in Tribal Courts and State Courts throughout the United States.

CPS: Child Protective Services

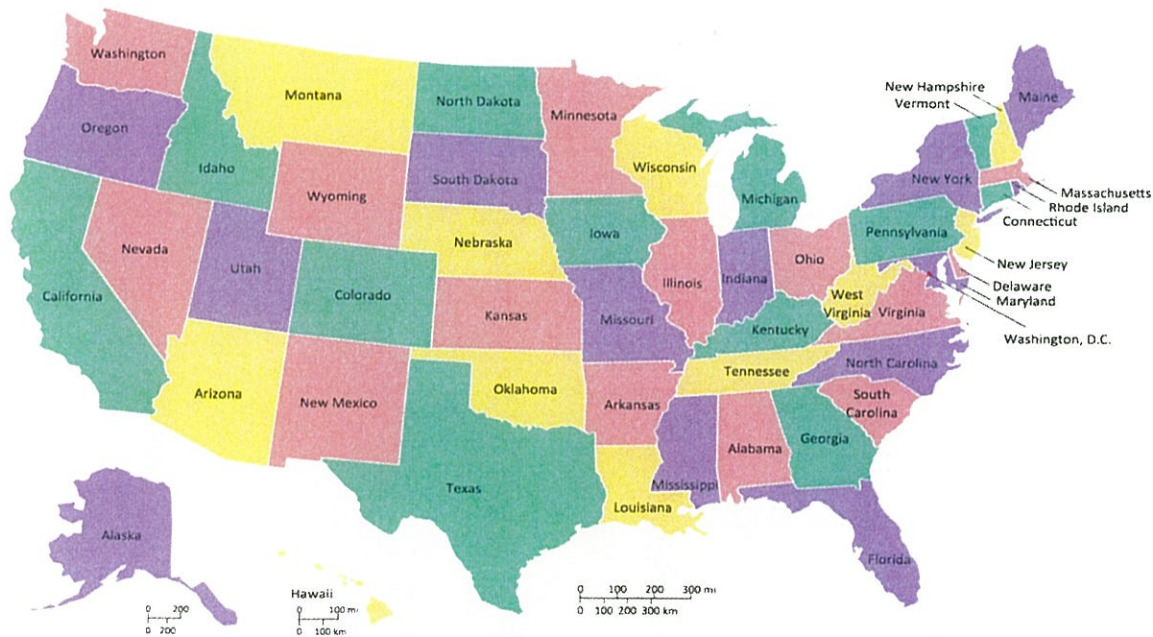
Receives referrals involving allegations of maltreatment of Cherokee children.

Investigates allegations of child maltreatment in Indian Country and co-investigates with DHS in

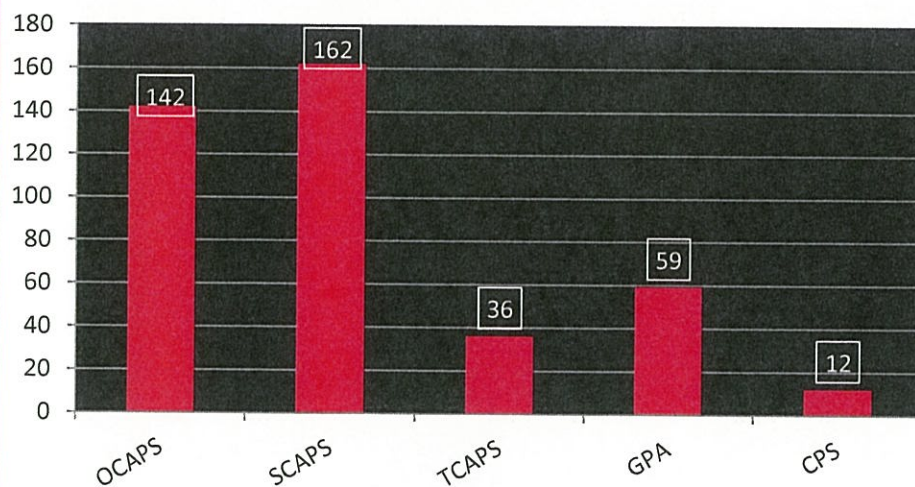


INDIAN CHILD WELFARE

In August: ICW worked on cases in 30 States and appeared in court 411 times on behalf of Cherokee Children and families.



Court Appearances



INDIAN CHILD WELFARE

Efficient & Effective Work

Eligibility Notices

When a County or State's child welfare agency gets involved in the life of a family that they suspect to be Cherokee, they're required by the Indian Child Welfare Act (ICWA) to send Notice to the tribe. The tribe must then reply to confirm or deny whether the children are members of (or eligible to become members of) the tribe. Currently, with six case workers processing approximately 200-300 pieces of mail, per month, response times may vary due to vacancies and depending on amount of mail received. The tribe has a goal of responding between 45-60 days.

Month of August

Cherokee Nation received:

- State of Oklahoma – 412 notices involving 735 children.
- Outside of Oklahoma – 556 notices for 925 children.
- Totaling – 968 notices and 1,660 children.
- The average Response-to-Notice time

Prevention and Intervention

Indian Child Welfare Family Protection Services Unit (FPS) assists families in need of hands-on training to correct the conditions that lead to children being removed from their home. These services often include completing a 28 week parenting program that discusses topics like discipline, nutrition, budgeting, and housekeeping. We primarily assist all our tribal CAPS cases but can assist in State cases when a request is made. This helps insure that families have the tools they need to be reunited. We have also added Triple P Parenting curriculum to our program this year.

Month of August

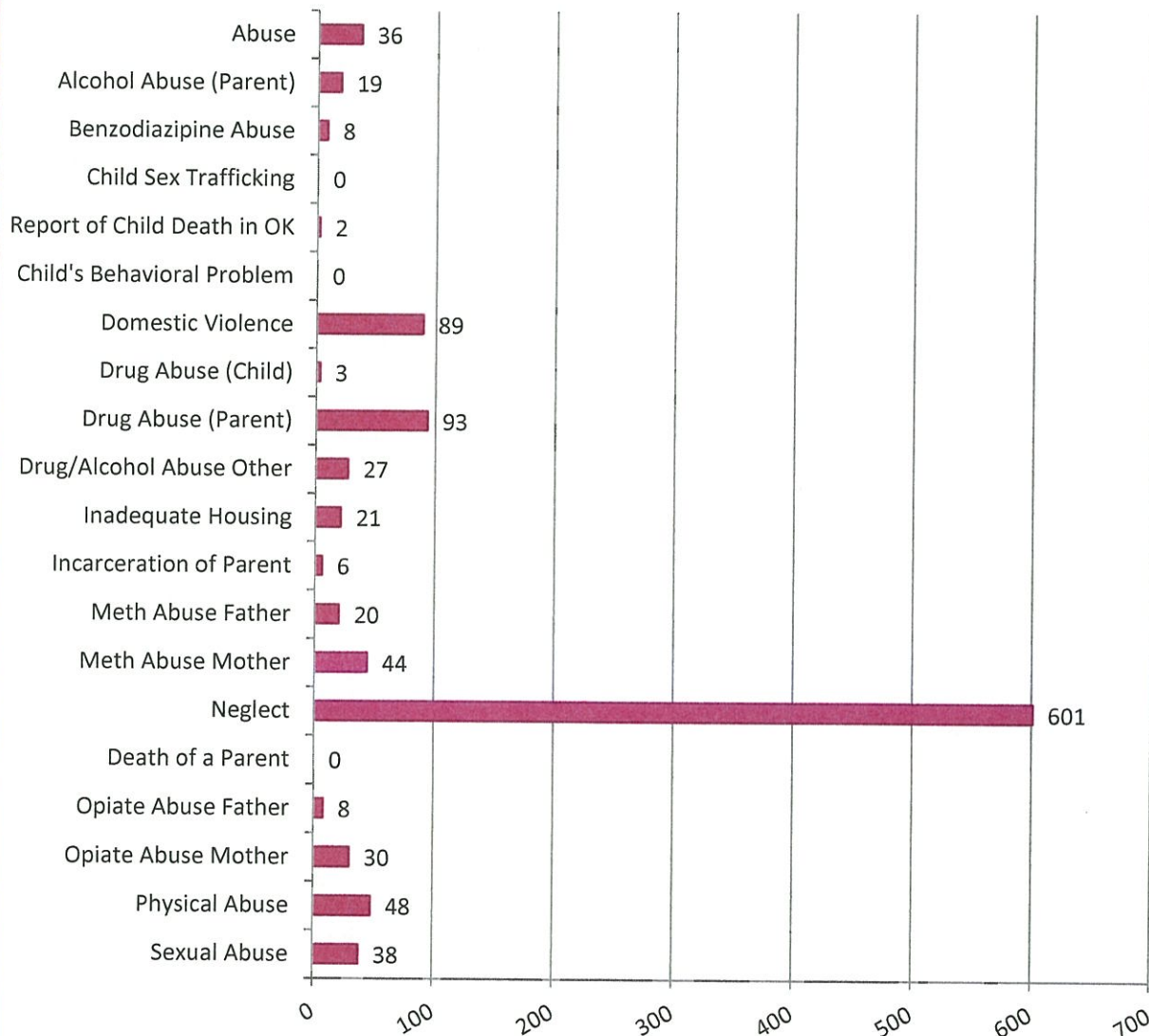
FPS served 38 children and 22 families.



INDIAN CHILD WELFARE

Child Protective Services

Types of Abuse/Neglect Reported:



***Almost all referrals are for a primary reason as well as neglect.**



INDIAN CHILD WELFARE

Child Protective Services

Month of August:

- **Child Protective Services (CPS) received 302 referrals of child abuse/neglect.**

- **302 referrals involved 565 children**

2 of the 302 were co-investigated by OKDHS and CPS

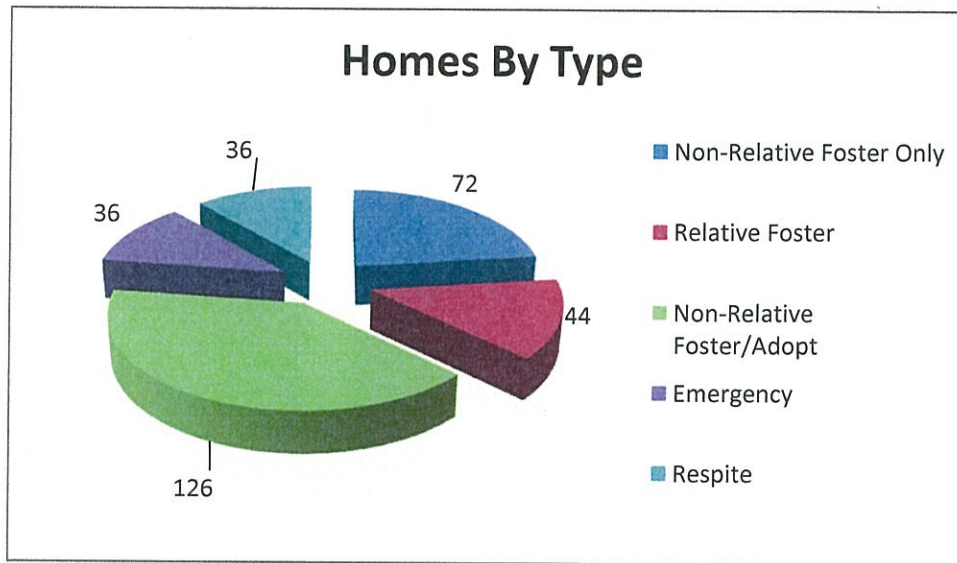
7 of the 302 cases were investigated by CPS on Indian Country

- **6 Cherokee child(ren) were removed from Tribal land due to confirmed abuse/neglect.**



INDIAN CHILD WELFARE

Certification & Placement (Foster & Adoptive Homes)



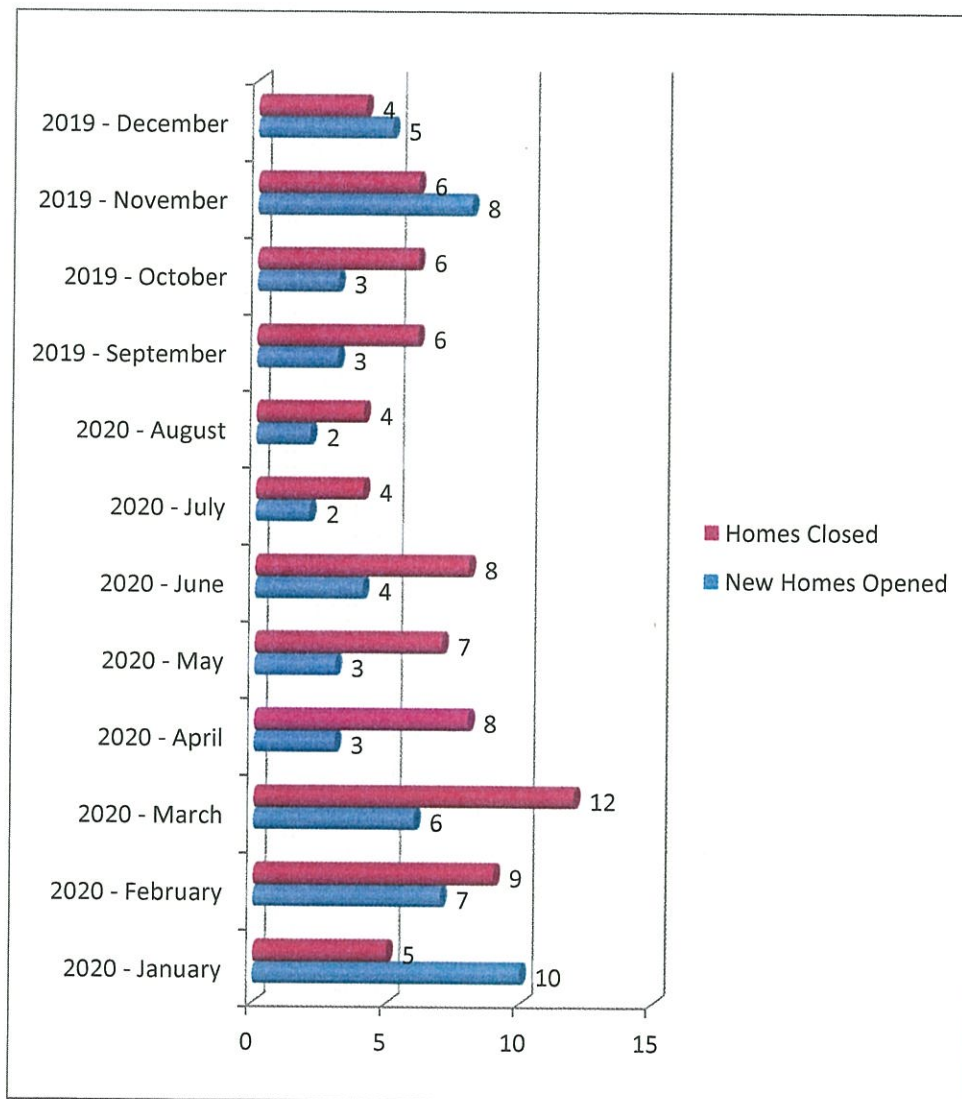
Types of Certified Placement Resource Homes

- Non-Relative Adoptive: Families who hope to adopt children when the children's parents' rights are terminated. These homes do not take foster placements.
- Non-Relative Fost/Adopt: Families who take foster placement of children knowing their parental rights are not terminated and they could return home, but if they don't the placement family will have the first chance to adopt them.
- Non-Relative Foster: Families who are willing to take in children they do not know on a temporary basis, but may last years. These families usually do not adopt children.
- Relative Adoptive/Foster: Families who are related to the children and are fostering them or planning to adopt them. They do not take in children they are not related to.
- Emergency/Respite: Families that take very short-term placement of children while more permanent placements are sought or when only a short-term placement is needed.



INDIAN CHILD WELFARE

Certification & Placement (Foster & Adoptive Homes)



GWYN DBF
CHEROKEE NATION®

OFFICE OF CHILD SUPPORT

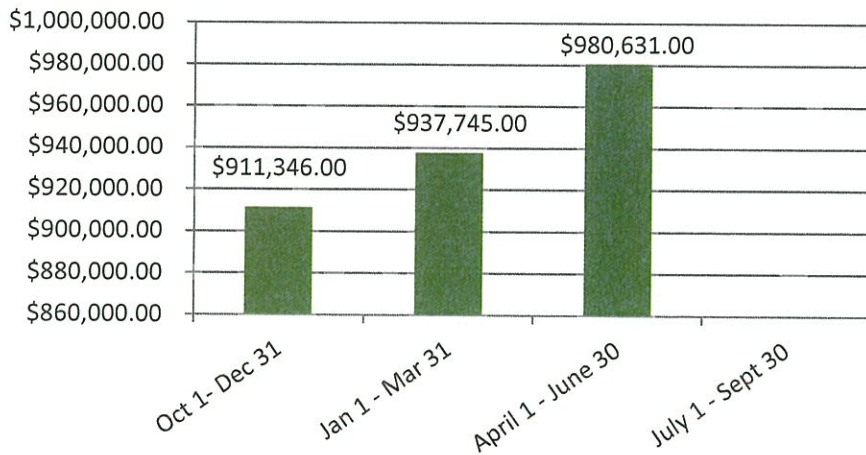
Director - Kara Pasqua

Number of Employees	35
Number of Vacancies	2
Number of Volunteers	0

August Collections-CN Payment Center only:	\$ 317,535.00
---	---------------

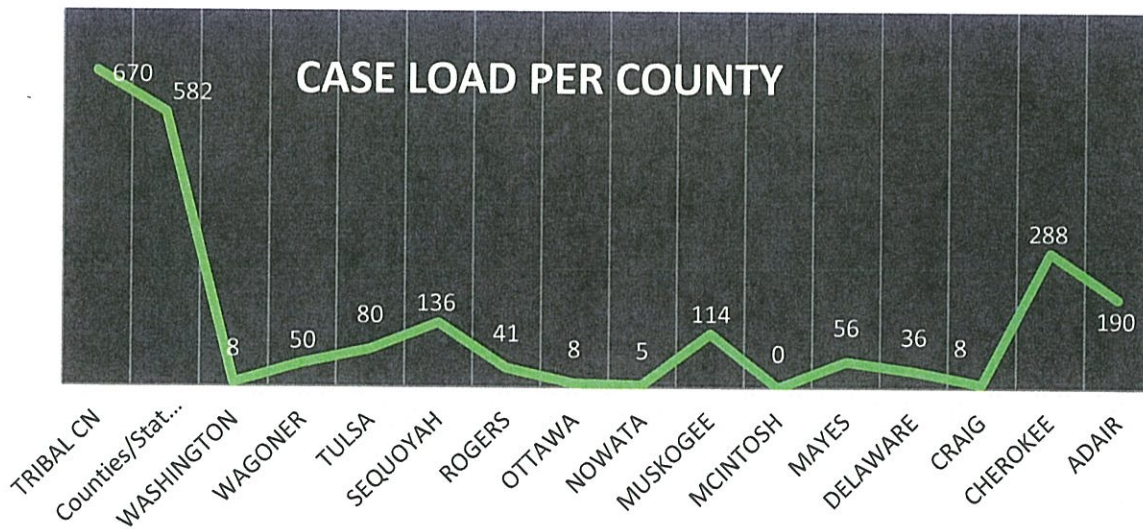
Total Client Contacts	2,111
Total Court Hearings	33
Total Active Efforts Case	1,048
Total Case Assessments for Service	1
Total Applications Distributed	51

Total Quarterly Collections

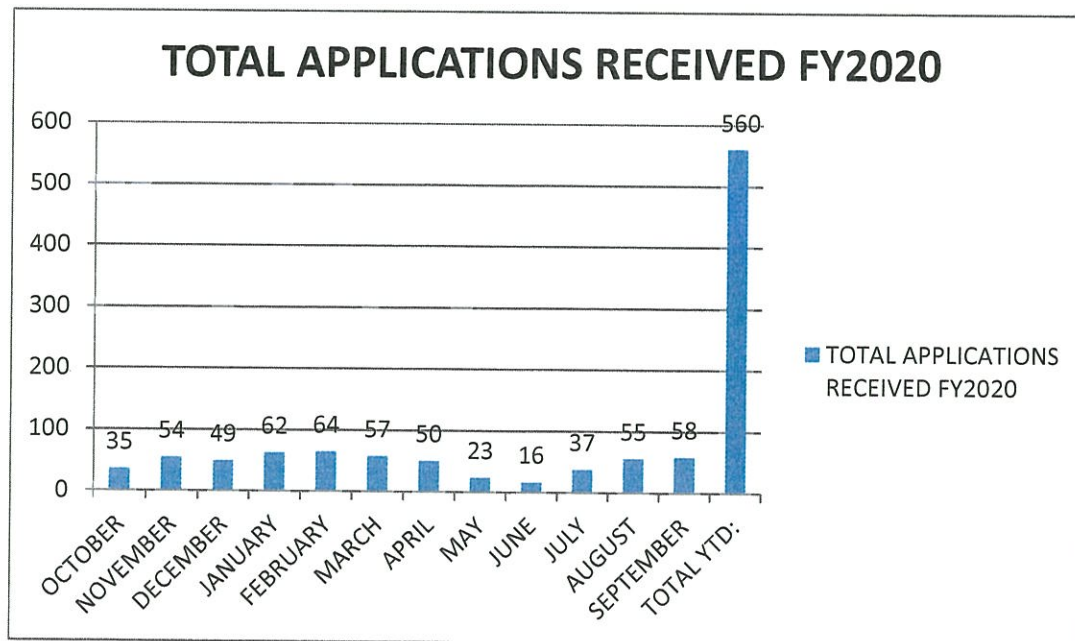
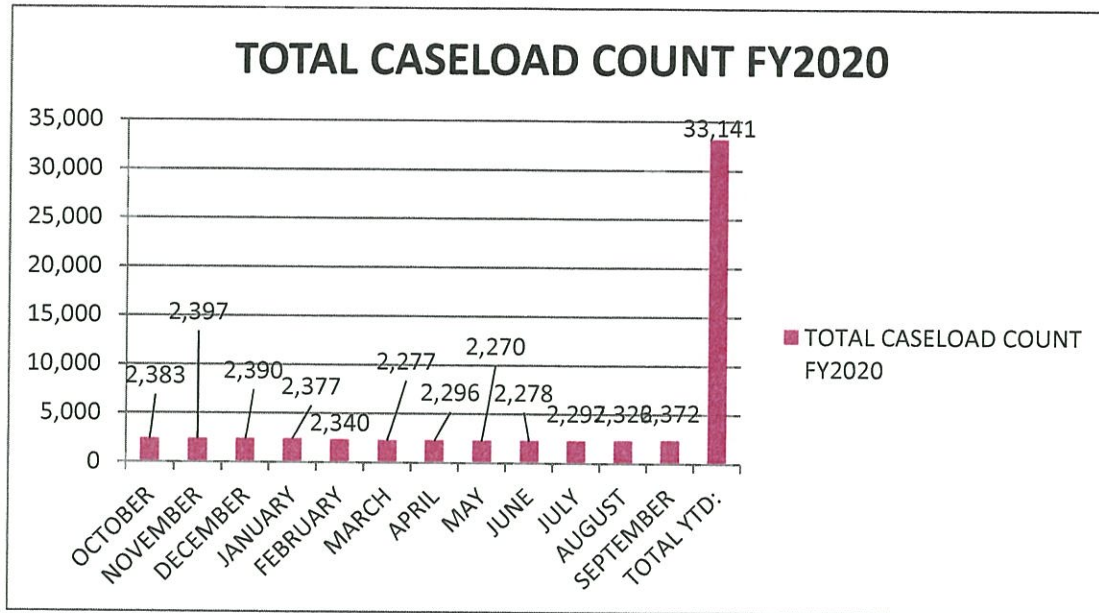


*Includes payment center collections, tax intercepts, and other special collections

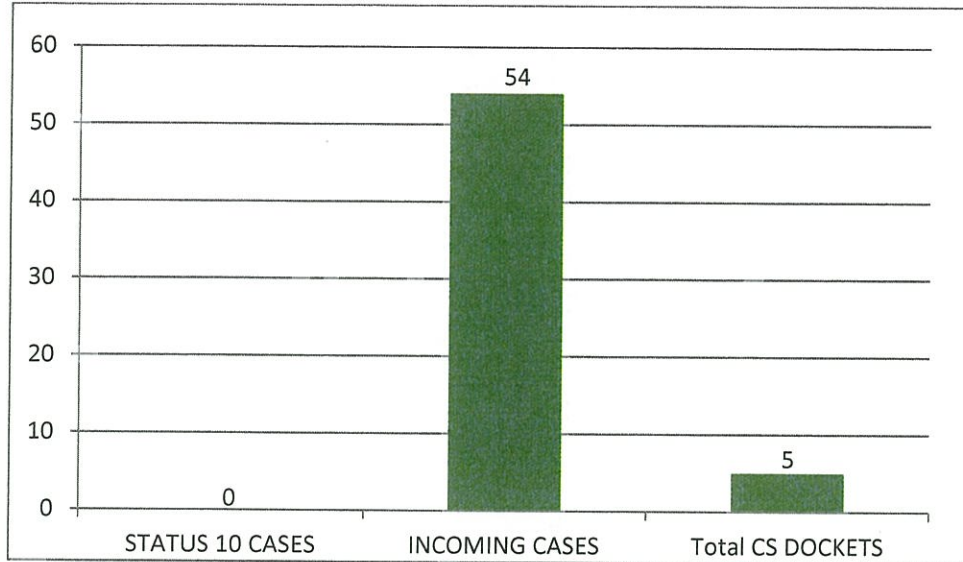
CASE LOAD PER COUNTY



OFFICE OF CHILD SUPPORT



OFFICE OF CHILD SUPPORT



Child Support:

The Office of Child Support services reports the following: The office has remained open to visitors since June 1, 2020 with a reduced work force (approximately 1/3 of staff) and a staggered work schedule that will continue through September 2020. A majority of the staff have been able complete some of their job duties while at home. Even through the Pandemic, the program has continued to see an increase of new applications. There is substantial increase already compared to FY 2019 so look forward to reporting that at end of this fiscal year 2020. The Child Support Staff continue to be a dedicated and committed group who oftentimes have had to wear more than one hat these past few months to ensure services are completed for the betterment of the CN citizens. The program continues to ensure certain precautions are routinely in place to assist with the health and safety of our staff and visitors to our offices.



ONE FIRE

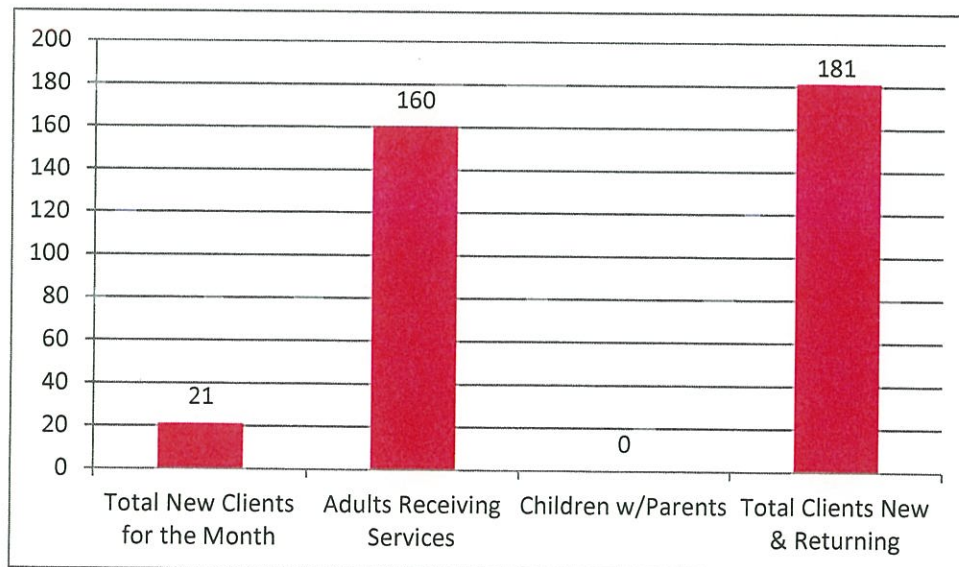
Interim Director - Shawna Duch

ONE FIRE - Our Nation Ending Fear, Intimidation, Rape, and Endangerment.

Cherokee Nation ONE FIRE is a victim services unit now under Human Services. It has been in place since 2013 and has served over 700 victims in just the last three years.

Funded through Federal Grants, ONE FIRE offers a variety of support services for victims of domestic violence, sexual assault and stalking that including, rental assistance, utility assistance, emergency food, referrals for housing and emergency shelter, legal referrals and advocacy assistance. To adults who are victims of other crimes, ONE FIRE offers court advocacy and referrals for all previously listed services. The program does not discriminate and offers assistance to those who qualify (victims of crime) and reside within the tribe's 14 county jurisdiction.

Physical Locations – Tahlequah and Sallisaw



CHEROKEE NATION TRIBAL COUNCIL

COMMUNITY SERVICES COMMITTEE REPORT

Group : Community Services **Month/Year of Report:** October 2020 (Data for August 2020 Activities)

Executive Director: Michael Lynn **Phone:** 453-5396 **E-mail:** michael-lynn@cherokee.org

I. Budget Highlights

- Sent 2nd list of water and sewer projects to administration for review as potential part of COVID Relief Fund (CRF).

II. Program Highlights

a.) Balanced Scorecard Measures

- 34 new water & septic installs
- 24 water & septic repairs
- 27 water analyses performed
- 23 site evaluations
- 18 soil tests
- 85 food handlers trained
- 55 facility inspections, technical assistance and investigations
- 1 indoor air quality investigation

• Accomplishments

The OEH&E Program continues an alternating work schedule with 2 teams working alternating days in the office and from home. While this continues to be a huge challenge in providing services to our clients in a timely and efficient manner, our teams work tirelessly to ensure that the most vulnerable have their needs met.

• Future Plans

We continue to work with our communities to identify water and sewer projects that can be considered for COVID Relief Funding.

OFFICE OF ENVIRONMENTAL HEALTH

PERFORMANCE: AUGUST 2020

Director: Billy Hix

Phone: 453-5126

DISTRICT # & COUNTY	FACILITY DATA SYSTEM			Food Handlers Trng	INDOOR AIR QUALITY Sampling/TA	Water Test Completed BACT/Chemical	Primary Drinking Water Standards Violations	Well Assessments	Site Evals	Perc Tests	Soil Profiles
	Inspections - Referrals	Investigations - Complaints	Technical Assistance								
1, 2 & 3 Cherokee/Wagoner			29	57	1 TA	BT 3 - Chem 2	2		5 JB		4JB/1LF
4 - Muskogee/McIntosh			2						1 JF/3 JB		2
5 & 6 Sequoyah			3			BT 1 - Chem 1	1		4 JB		4
7 & 8 Adair			2			BT 3 - Chem 3	3		1 JB		1
9 & 10 Delaware/Ottawa			2	12		BT 5 - Chem 4	4		1 JB		
11 - Craig									1 JB		1 LF
12 - Nowata/Washington			2								
13 - Tulsa			9	16							
14 - Rogers			2								
15 - Mayes			4								
MONTHLY TOTAL	0	0	55	85	1	BT 3 - Chem 2	2		1 JF/6 JB		5
YEAR TO DATE		598		1132	18		12	0	23	0	18
ANNUAL GOAL		800		1300			115	14	176	165	47
% COMPLETE		75%		87%				28%	77%	62%	43%

HIGHLIGHTS:

Training -

Meetings -

Misc. -

Covid - 19 Sampling Sites

Catoosa Tag Office

Adair Tag Office

Collinsville Tag Office

PROGRAM DESCRIPTION:

This office helps to ensure that tribal facilities are operated in a safe and sanitary manner and provides Tribal members with services and information to lead environmentally healthy lifestyles through inspections and investigations related to food, vectors, water and waste water. This office further provides food service training for certification, environmental disease prevention training, injury prevention intervention, water sampling, and indoor air quality investigations.

CHEROKEE NATION
ENGINEERING & SANITATION FACILITIES CONSTRUCTION

MONTHLY REPORT FOR 2020 August– COMMUNITY WATER & WASTEWATER PROJECTS

PROJECT NAME: Cherry Tree Wastewater Force Main to Stilwell – OK18V44
DESCRIPTION: Construction of 21,500 l.f. of 6-inch force main to City of Stilwell Wastewater Collection System. Develop Closeout plan for existing lagoons at Cherry Tree Industrial Park.
TRIBAL HOMES: 68 +/-
FUNDING SOURCE(S): I.H.S. / E.P.A.
STATUS: Engineering Complete, Pending Construction Start
CN DISTRICTS IMPACTED: DIST 7 / DIST 8

PROJECT NAME: Delaware PWA – Wastewater System Rehabilitation – OK18V48
DESCRIPTION: Replacement of approximately 4,000 l.f. of sewer main along with 14 manholes and service connections.
TRIBAL HOMES: 39 +/-
FUNDING SOURCE(S): I.H.S. / Cherokee Nation / Municipality
STATUS: Pending Construction Start
CN DISTRICTS IMPACTED: DIST 12

PROJECT NAME: Kenwood Water District – Water Loss Reduction Phase I – OK16U28
DESCRIPTION: Install route meters and additional valves to isolate leaks and prioritize worst areas for replacement projects.
TRIBAL HOMES: 174 +/-
FUNDING SOURCE(S): I.H.S. / EPA
STATUS: In-Progress – Under Construction
CN DISTRICT IMPACTED: DIST 9

PROJECT NAME: Ottawa County RWD #6 – New Tower and Well – OK18V33
DESCRIPTION: Installation of a new 120 ft. Water Storage Tower and new Community Well to address water availability issues during peak demand periods.
TRIBAL HOMES: 127 +/-
FUNDING SOURCE(S): I.H.S. / RWD
STATUS: Well Complete – Tower Under Construction
CN DISTRICTS IMPACTED: DIST 10

PROJECT NAME: Pine Ridge WL Extension – Cherokee RWD #3 – OK18V31
DESCRIPTION: Construction approximately 6,500 l.f. of 2-inch waterline along Pine Ridge Road and 525 Road in Cherokee County.
TRIBAL HOMES: 7 +/-
FUNDING SOURCE(S): I.H.S. / Cherokee Nation
STATUS: Pending Construction Start Date
CN DISTRICTS IMPACTED: DIST 2

PROJECT NAME: Sequoyah County Water Association / Water Main Replacement – OK18V00
DESCRIPTION: Replacement of SCWA 12-inch main distribution line with a new 24-inch main.
TRIBAL HOMES: 956 +/-
FUNDING SOURCES: I.H.S. / USDA
STATUS: In Progress. Waterline Complete, Waiting on WTP completion to test waterlines
CN DISTRICTS IMPACTED: DIST 5 / DIST 6

PROJECT NAME: TPWA – Blue Bird Dr WLX – OK19V56
DESCRIPTION: Install 6,300' of 12" & 6"
TRIBAL HOMES: 4
FUNDING SOURCE(S): EPA
STATUS: Preliminary, working on Easements
CN DISTRICTS IMPACTED: 3

PROJECT NAME: Stilwell Area Development Authority – WWTP Improvements – OK18V32
DESCRIPTION: Upgrades and improvements to Stilwell's Wastewater Treatment Plant.
TRIBAL HOMES: 676 +/-
FUNDING SOURCE(S): EPA CWA Set-Aside / USDA - RD
STATUS: Under Construction
CN DISTRICTS IMPACTED: DIST 7 / DIST 8

PROJECT NAME: Iron Side Water District (Craig Co.) – Transmission/System Rehabilitation – OK19V72
DESCRIPTION: 7,000' of 6", 25,000 gal. Standpipe
TRIBAL HOMES: 64
FUNDING SOURCE(S): EPS/IHS/Other
STATUS: Preliminary : Under Design
CN DISTRICTS IMPACTED: 11

PROJECT NAME: North 586 Rd Waterline Extension – OK19W02
DESCRIPTION: 3,800' of 4", 1,300' of 2"
TRIBAL HOMES: 6 +/-
FUNDING SOURCE(S): I.H.S. / Other
STATUS: Finalizing Plans
CN DISTRICTS IMPACTED: DIST 9

PROJECT NAME: Cherokee #3/N. Bryant Rd. – OK19V79
DESCRIPTION: 7,900 LF of 6"
TRIBAL HOMES: 2
FUNDING SOURCE(S): IHS
STATUS: Preliminary
CN DISTRICTS IMPACTED: 1

PROJECT NAME: Cherokee #3/W Grandview Rd. – OK19V81
DESCRIPTION: 6,800 LF of 4"
TRIBAL HOMES: 10
FUNDING SOURCE(S): IHS/Other
STATUS: Pending Construction Start
CN DISTRICTS IMPACTED: 1

PROJECT NAME: Cherokee #3/W. 750 Rd – OK19V82
DESCRIPTION: 5,500 LF of 4"
TRIBAL HOMES: 8
FUNDING SOURCE(S): IHS/Other
STATUS: Preliminary
CN DISTRICTS IMPACTED: 1

PROJECT NAME: Cherokee #11 / Distribution System Improvements – OK19V85
DESCRIPTION: Water loss survey, replace 5 mi. waterline, Construct 2.5 mi of 8", Standby power.
TRIBAL HOMES: 724
FUNDING SOURCE(S): IHS/Other
STATUS: Preliminary Phase
CN DISTRICTS IMPACTED: 1

PROJECT NAME: Cherokee County / Tenkiller Utility Authority – OK19V89
DESCRIPTION: 3.3 MGD Treatment Plant, 95,235 lf of 6", 93,890 lf of 8", 41,560 lf of 10", 84,785 lf of 12", 59,935 lf of 16", 5,970 lf of 20", 5 storage tanks, 14 connections to existing water systems.
TRIBAL HOMES: 1678
FUNDING SOURCE(S): IHS/USDA-RD
STATUS: Finalizing Plans
CN DISTRICTS IMPACTED: 1,2,15

PROJECT NAME: Rogers County / Inola PWA – WW System Rehabilitation – OK19V90
DESCRIPTION: 14,720 lf of pipe rehab/replacement, 73 manhole rehabs.
TRIBAL HOMES: 91
FUNDING SOURCE(S): EPA CWA, IHS
STATUS: Contract Awarded, Pending Construction Start
CN DISTRICTS IMPACTED: 15

PROJECT NAME: Muskogee County / Braggs PWA – Sewer System Upgrade – OK19V91
DESCRIPTION: Install 8" & 12" sewer line, new manholes, lift stations, sludge removal.
TRIBAL HOMES: 45
FUNDING SOURCE(S): IHS / Other
STATUS: Under Construction
CN DISTRICTS IMPACTED: 4

PROJECT NAME: Mayes County / Locust Grove PWA – OOWA Connection – OK19V94
DESCRIPTION: 45,000 lf of 12", 695 gpm pump station to connect to Oklahoma Ordinance Works
Authority located in Mid America Industrial Park.
TRIBAL HOMES: 307
FUNDING SOURCE(S): IHS / Other
STATUS: Under Construction, Start 8/17/20
CN DISTRICTS IMPACTED: 9,15

PROJECT NAME: Cherokee County / TPWA – Indian Meadows SS – OK19W00
DESCRIPTION: Install 5,000' of 12" sewer main and 9,000' of 8" sewer main to connect homes to TPWA
sewer system.
TRIBAL HOMES: 118
FUNDING SOURCE(S): IHS
STATUS: Pre-Construction
CN DISTRICTS IMPACTED: 3

PROJECT NAME: Delaware County / Kenwood Sewer Lagoon Rehab – OK20W13
DESCRIPTION: Repair and Modify all 3 Sewer Lagoons, repair dikes, replace liners, new fencing, erosion
control.
TRIBAL HOMES: 24
FUNDING SOURCE(S): IHS, EPA, Tribal
STATUS: Preliminary
CN DISTRICTS IMPACTED: 9

PROJECT NAME: Nowata County / Nowata Municipal Auth. – Raw Water Intake – OK20W23
DESCRIPTION: Install third pump, replace valving, repair isolation gates, replace ladder, replace jib crane
TRIBAL HOMES: 469
FUNDING SOURCE(S): IHS, Other
STATUS: Preliminary
CN DISTRICTS IMPACTED: 12

PROJECT NAME: Adair County / Stilwell Area Development Authority – Standpipe Rehab – OK20W32
DESCRIPTION: Rehab tank to comply with AWWA, OSHA, and EPA requirements.
TRIBAL HOMES: 922
FUNDING SOURCE(S): IHS, EPA, Other
STATUS: Preliminary
CN DISTRICTS IMPACTED: 7, 8

Community Youth Development and Adult Resident Services

August 2020
Monthly Report

Youth Development Activities:

Due to COVID 19 precautions, all Youth Development Activities were canceled for the month of August 2020.

Adult Resident Activities:

Due to COVID 19 precautions, all Adult Resident Activities were canceled for the month of August 2020.

Some sites do not have enough room to space out participants 6 ft. apart, scissors, glue, markers and other supplies and equipment have to be shared by participants and staff, a lot of our activities are very hands on and several of our participants have to have one on one instruction and help, a lot of our participants at our adult sites have a hard time hearing us anyway and wearing a mask would make it even more difficult for them to hear and most of our projects can't be done with gloves on, therefore we feel it would be in the best interest of our participants for their health and safety to cancel activities for August.

Staff working from home looked for new projects, documented new and current projects with materials & equipment lists, step by step instructions with pictures where needed, patterns and group preparation instructions, made sample projects, viewed webinars to help them when working with youth and the aging and when planning activities for them, viewed how to videos to learn new skills and expand their current skills, researched materials for drug free presentations, worked up drug free presentations and put together activity booklets and games to help reinforce learning from presentations about being drug free.

Staff working in the office on staggered schedule made post cards and sent to participants letting them know we miss them, are thinking of them and are looking forward to being able to conduct activities with them again soon. We are hoping this will help our elder and youth participants feel less isolated and let them know they aren't forgotten. Made and sent out 192 post cards to youth and adult participants. They are also working on organizing supplies and looking for working on new projects.

Activities scheduled in the future:

We have no youth activities scheduled for September 2020, due to COVID-19 precautions.

As soon as we can safely have group meetings and everyone be able to use supplies and equipment without fear of exposing clients & staff, we will have youth development activities at:

Youth M.O.V.E., Sequoyah High School, Room 4, 1st Monday, 3:30 pm. – 5 pm.;
Cherokee Heights on the 1st & 3rd Tuesdays, 4:00 pm. – 6:00 pm.;
Chewey on the 2nd Tuesday, 5:00 pm. – 7:00 pm.;
Briggs Boys & Girls Club on the second Wednesday, 3:30 pm. – 5:15 pm.;
Maryetta Boys & Girls Club on the second Thursday, 4 pm. – 5:30 pm.;
Rocky Mountain Boys & Girls Club on the 3rd Monday, 4 pm. – 5:30 pm.;
Oaks Community on the 3rd Thursday, 5:30 pm. – 7:00 pm.;
Zion Boys & Girls Club on the 4th Thursday, 4 pm. – 5:30 pm.;
Talking Leaves Job Corp, on the 4th Tuesday, March 24th, 4:00 pm. – 5:30 pm.

We have no adult resident activities scheduled for September 2020, due to COVID-19 precautions.

As soon as we can safely have group meetings and everyone be able to use supplies and equipment without fear of Exposing clients & staff, we will have adult resident activities at:

Houston Johnson Heights, Warner, on the 1st Monday, 9:30 am. – 11 am.;
Porum Senior Nutrition Site, Wheeler Estates, Porum, on the 1st Monday, 12:30 pm. – 2 pm.;
Cherokee Heights, Pryor, on the 1st Tuesday, 4:00 pm. – 6:00 pm.;
Stilwell Senior Housing, on the 1st Thursday, 10 am. – 11:30 am.;
Tsalagi Apartments, Sallisaw, on the 1st Thursday, 2 pm. – 3:30 pm.;
Swimmer/Autumn Heights/Leon Daniels, Tahlequah, Gregg Glass Building, on the 2nd Monday, 1:30 pm. – 3 pm.;
Jay Senior Housing, on the 2nd Tuesday, 10th, 10:00 am. – 11:30 am.;
Chewey, on the 2nd Tuesday, 5:00 pm. – 7:00 pm.;
Wisdom Keepers, Tahlequah, on the 2nd Thursday, 1:00 pm. – 3:00 pm.;
Tom Buffington Heights, Vinita, on the 3rd Thursday, 1:00 pm. – 3:00 pm.;
Oaks Family Support Center, on the 3rd Thursday, 5:30 pm. – 7:00 pm.;
Greasy Nutrition Center, on the 4th Monday, 1 pm. – 2:30 pm.;
Lost City, on the 4th Tuesday, 1:30 pm. – 3:00 pm.;
Will Rogers Senior Housing, Claremore, on the 4th Thursday, 2:00 pm. – 4:00 pm.

During the time of our canceled activities in September we have 4 staff who will be working the alternating schedule and will be cleaning and disinfecting our office & conference room areas, inventorying and organizing our supplies, working on new ideas for projects, documenting projects with materials & equipment list, patterns, step by step instructions and pictures when needed and preparation sheets for group activities using the projects, learning new techniques and skills, planning for future activities and doing prep for them, looking up activities we can do with the Elder groups we work with that will be fun for them and help combat the effects of Alzheimer's & Dementia & working up plans for drug free presentations and activities for our youth activities. 1 will also be working on documenting projects with materials & equipment list, patterns, step by step instructions and pictures when needed and making preparation sheets for group activities using the projects, viewing webinars, learning new techniques and skills and working up new projects while working from home on days when I am not in the office and 3 will be on admin leave when not in the office as one doesn't have a computer to work on at home and is staying in Lost City where he doesn't get a good enough signal for his hot spot to work and 2 don't have enough phone signal for their hot spot to work at their homes in Moody and Briggs.

We have 2 staff who due to underlying conditions will be working from home looking up new projects for activities, documenting them and making samples of them, viewing webinars that will help them when working with youth and the aging, watching how to videos and learning new skills and expanding skills they now have, researching materials and working up drug free presentations, working on presentations about setting goals and being safe for youth and putting together activity booklets and games to reinforce learning from presentations and to help our elder clients combat the effects of aging, Alzheimer's and Dementia.

CHEROKEE NATION TRIBAL COUNCIL
COMMUNITY SERVICES COMMITTEE REPORT

Group: Community Services/ Dept. of Trans. **Month/Year of Report:** October 2020

Executive Director: Michael Lynn **Phone:** 918-453-5396 **E-mail:** Michael-Lynn@cherokee.org

Comments:

ADAIR COUNTY PROJECTS:

1. Malloy Hollow – 85% of the property owners have been contacted and acquisition meetings are being scheduled. Several parcels have been acquired.
2. Bell School South Bridge – Notice to Proceed was Jan. 6, 2020. Project is 98% Complete. Waiting on Guardrail Retrofit.
3. Bell School South Road –A preconstruction meeting was held on the job site August 28th. Construction time began on September 9, 2020 and will end September 25, 2020. Contractor placing Asphalt.
4. Oak Ridge Road – Design is 60% complete. Right of Way documentation has been checked and returned to the engineer. Preliminary utility coordination has been completed. Area that is falling in is being assessed by CED #2.

CHEROKEE COUNTY PROJECTS:

1. Northeast Fort Gibson- Construction of Phase I is 70% complete. The contractor is placing aggregate base and subgrade method B.
2. Hulbert Lost City Road –AT&T will be repairing some areas of their relocation. Partial reimbursement is being processed for the Cherokee County RWD #11 relocation. Remainder will be processed once adequate vegetation has been attained.
3. Mud Valley Road – Right-of-way staking has been completed. Appraisal site inspections have begun. GUY Engineering is in the process of reviewing preliminary utility placement and easements.

CRAIG COUNTY PROJECTS:

1. NS4340 also known as White Oak road – Project is 10% complete and the contractor is clearing and grubbing placing fill material and fencing. GUY Engineering is working with Craig RWD #2 to resolve the waterline placement and interference.

MAYES COUNTY PROJECTS:

1. Chimney Rock Hollow –A mandatory prebid conference was held on September 15th. Twelve contractor/sub-contractors were present at the meeting.

SEQUOYAH COUNTY PROJECTS:

1. Dwight Mission Road – This is a cooperative project between Cherokee Nation, Sequoyah County, and ODOT. The project is 25% complete. Robinson Construction,

CHEROKEE NATION TRIBAL COUNCIL
COMMUNITY SERVICES COMMITTEE REPORT

the dirt work contractor, has the majority of the dirt work completed. The drainage contractor has most of the cross drains extended, most of the culverts installed and they started on the bridge Monday. Commissioner Carter expresses his gratitude for the Cherokee Nation's help in improving his community.

CHEROKEE TRANSIT SYSTEM:

Ridership on all routes for the month of August 2020 were:

1. Sallisaw to Tahlequah – 82 rides
 2. Pryor to Catoosa – 438 rides
 3. Stilwell to Tahlequah – 0 rides
 4. Muskogee to Tahlequah – 57 rides
 5. Tahlequah to Pryor/Claremore – 39 rides
 6. Tahlequah to Catoosa –140 rides
 7. Stilwell to West Siloam Springs – 102 rides
 8. Tahlequah to Muskogee – 0 rides
 9. Individual Demand Response Trips: 8,641
- Total Rides: 9,499

Note: Ridership reports run 2 months behind.

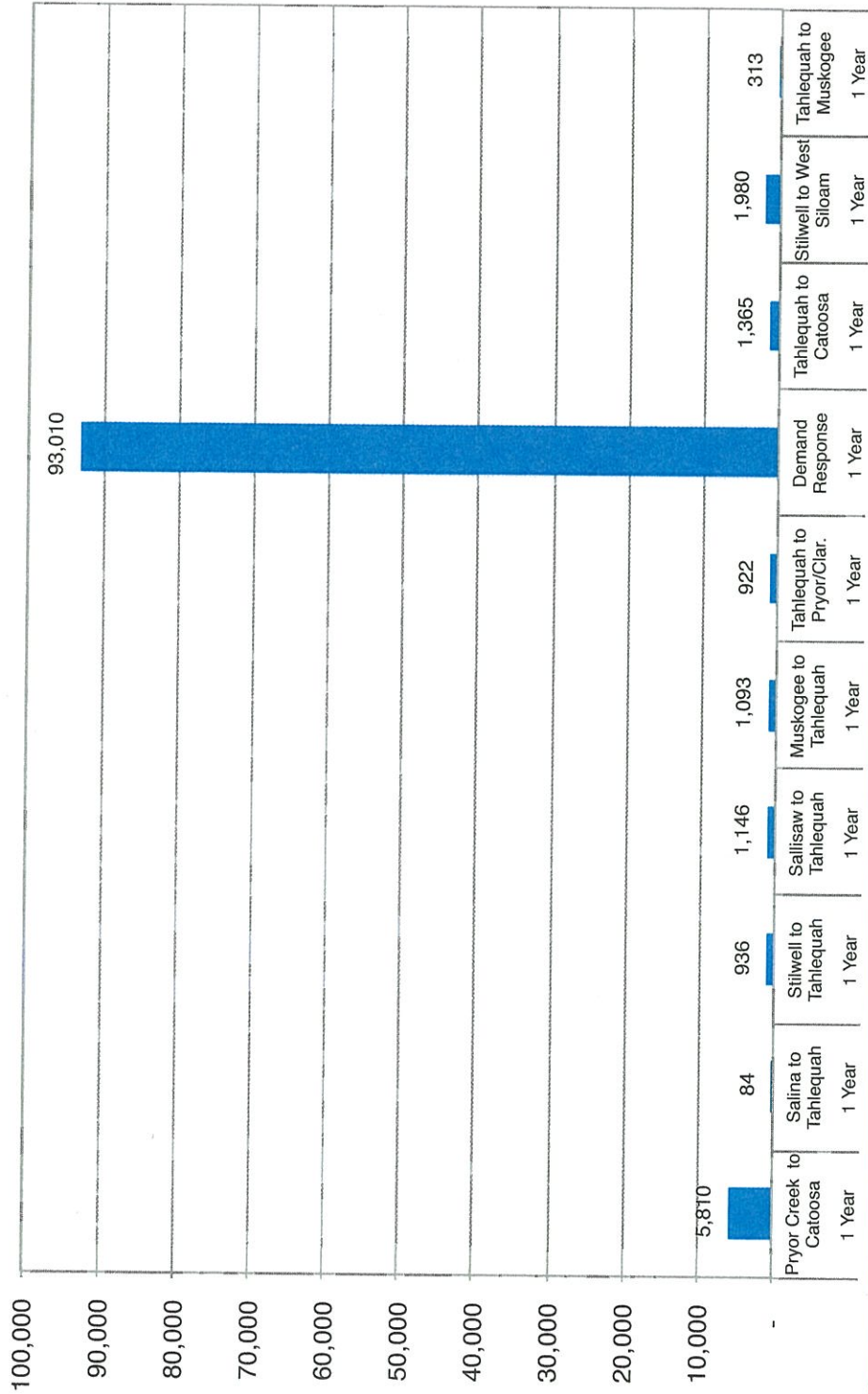
CHEROKEE NATION®
G W Y A D B P



Cherokee Nation Transit

Ridership Update – September 2020

Cherokee Nation Transit - 106,659 Rides YTD



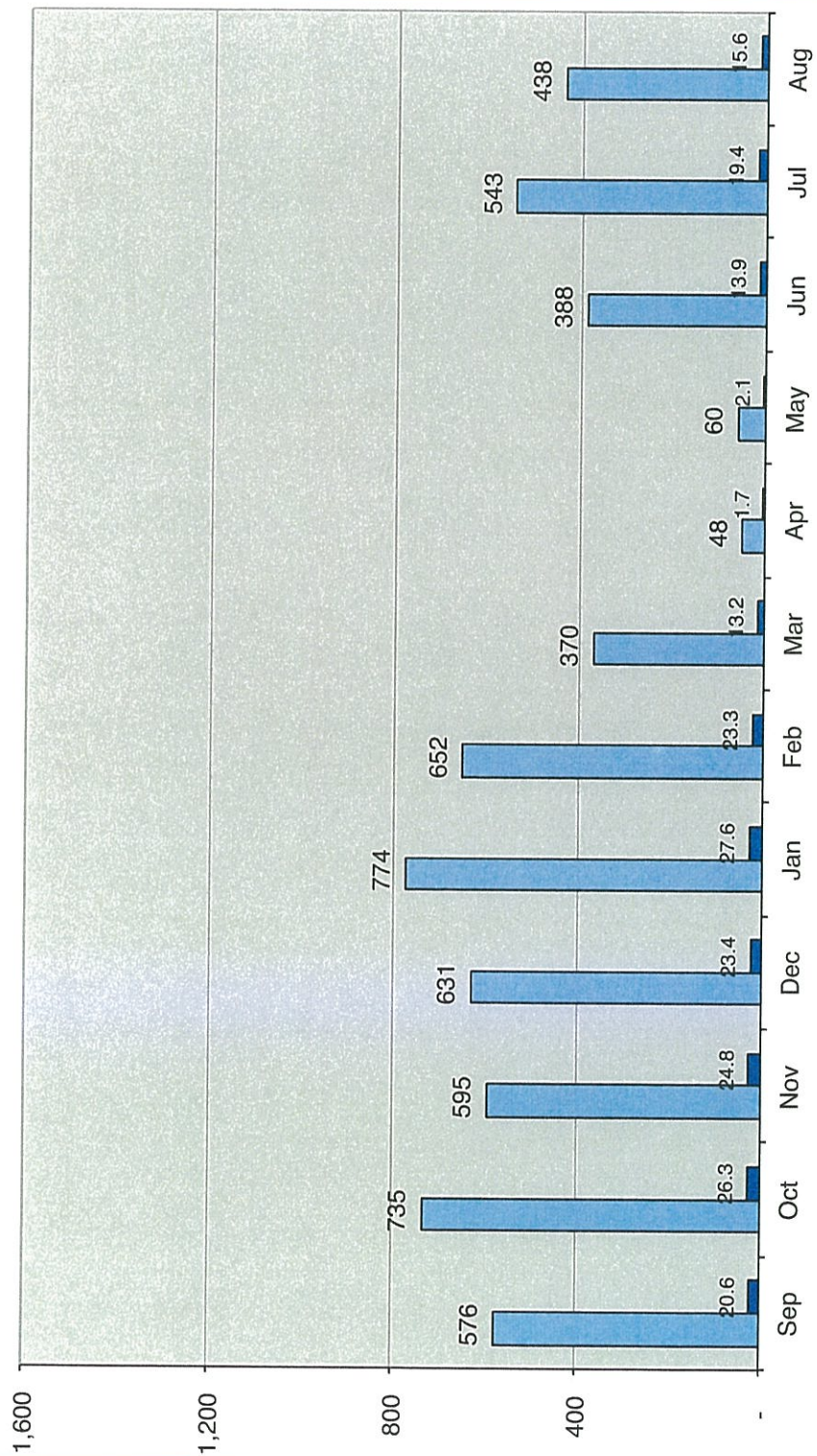
GWV33 D3F
CHEROKEE NATION®

August 2020 Route Performance

Route	Number of Rides
Pryor Creek to Catoosa	438
Stilwell to Tahlequah	0
Sallisaw to Tahlequah	82
Muskogee to Tahlequah	57
Tahlequah to Pryor/Claremore	39
Tahlequah to Catoosa	140
Stilwell to West Siloam Springs	102
Tahlequah to Muskogee	0
Individual Demand Response Trips	8,641
Grand Total	9,499

Pryor Creek to Catoosa Monthly Ridership - 2019/2020

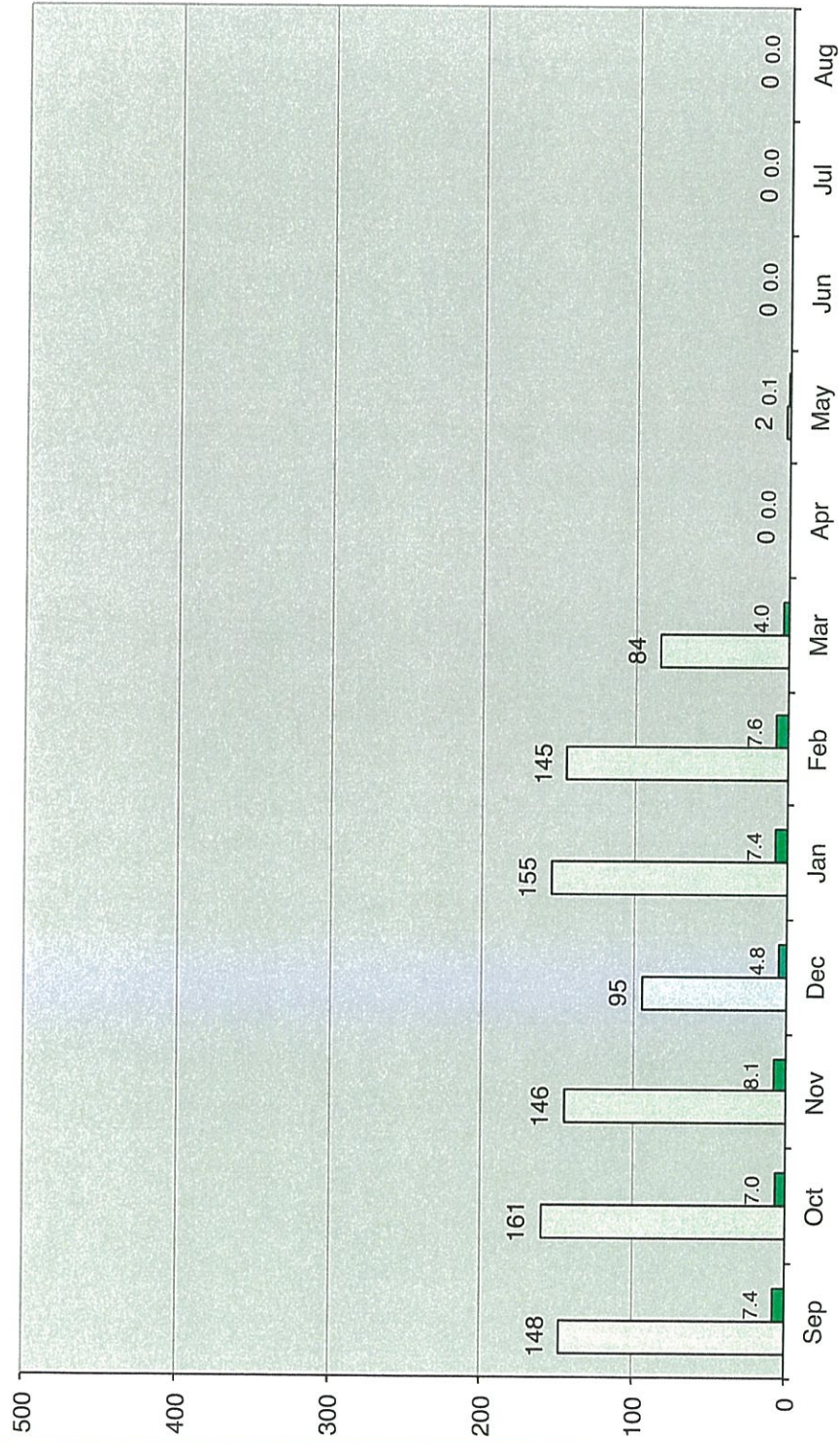
■ Total Number of Rides
 ■ Average Number of Rides Per Day



GW23 D3P
CHEROKEE NATION®

Stilwell to Tahlequah Monthly Ridership - 2019/2020

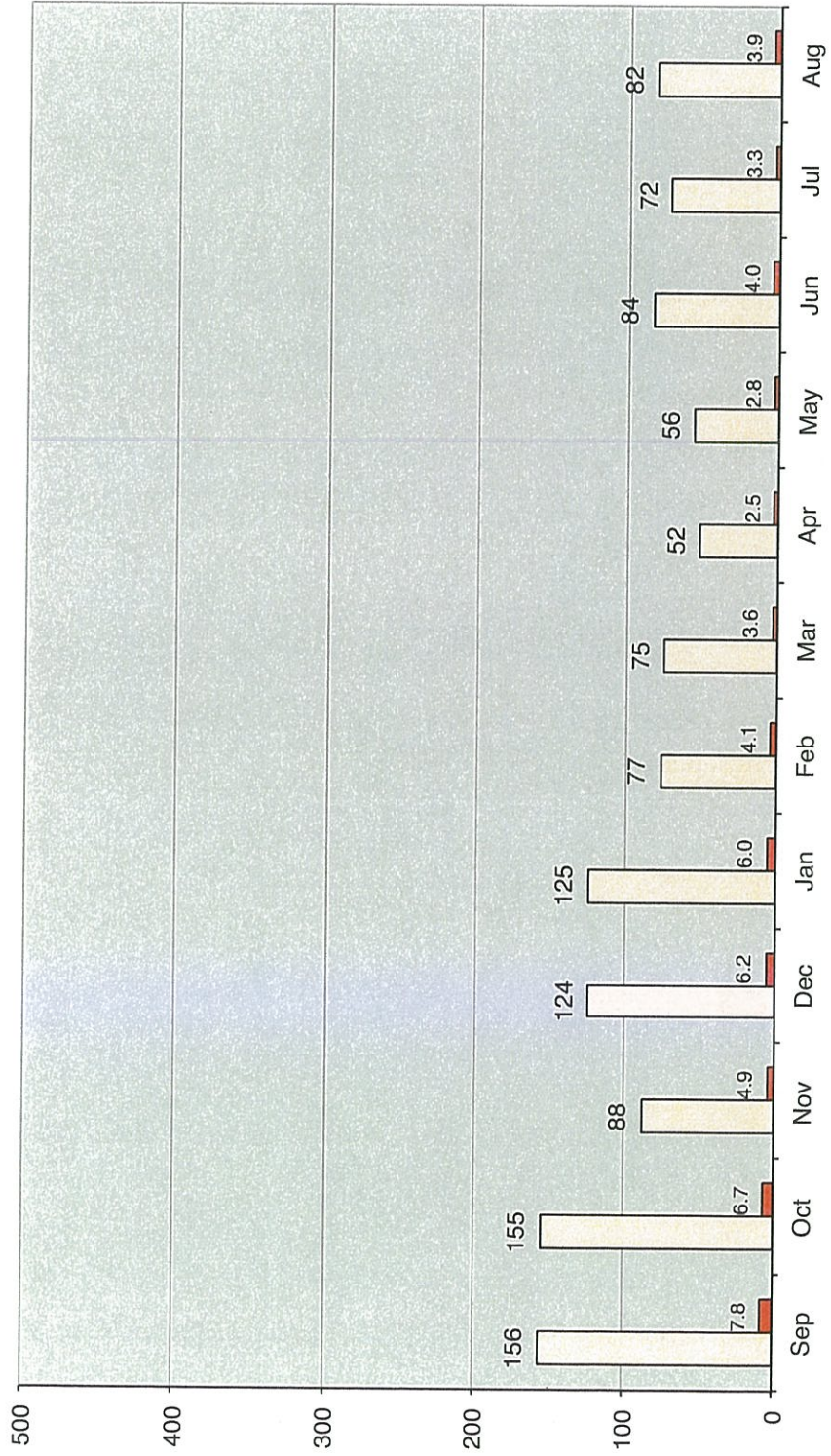
□ Total Number of Rides ■ Average Number of Rides Per Day



GWSSB DBF
 CHEROKEE NATION®

Sallisaw to Tahlequah Monthly Ridership - 2019/2020

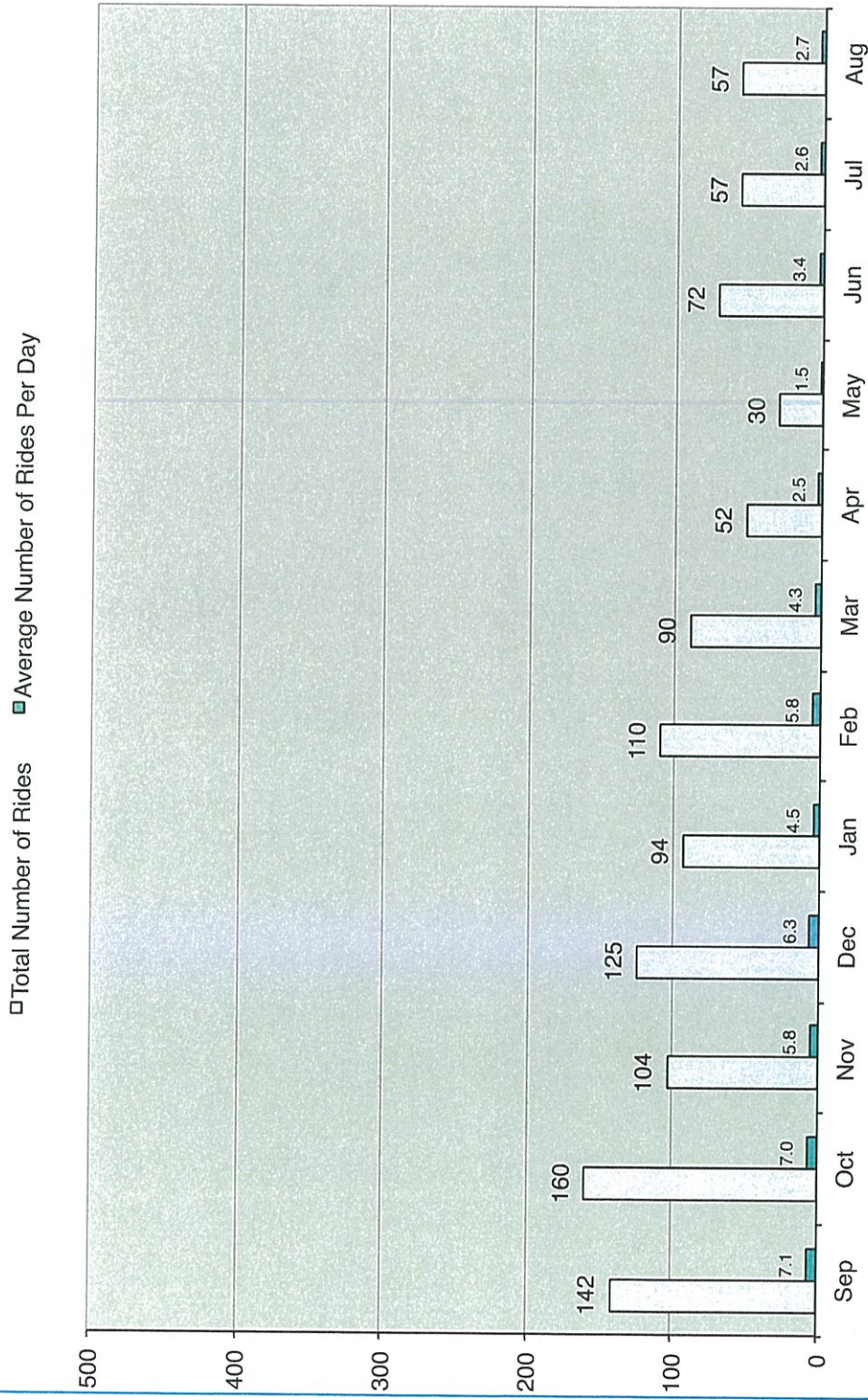
□ Total Number of Rides ■ Average Number of Rides Per Day



CHEROKEE NATION®

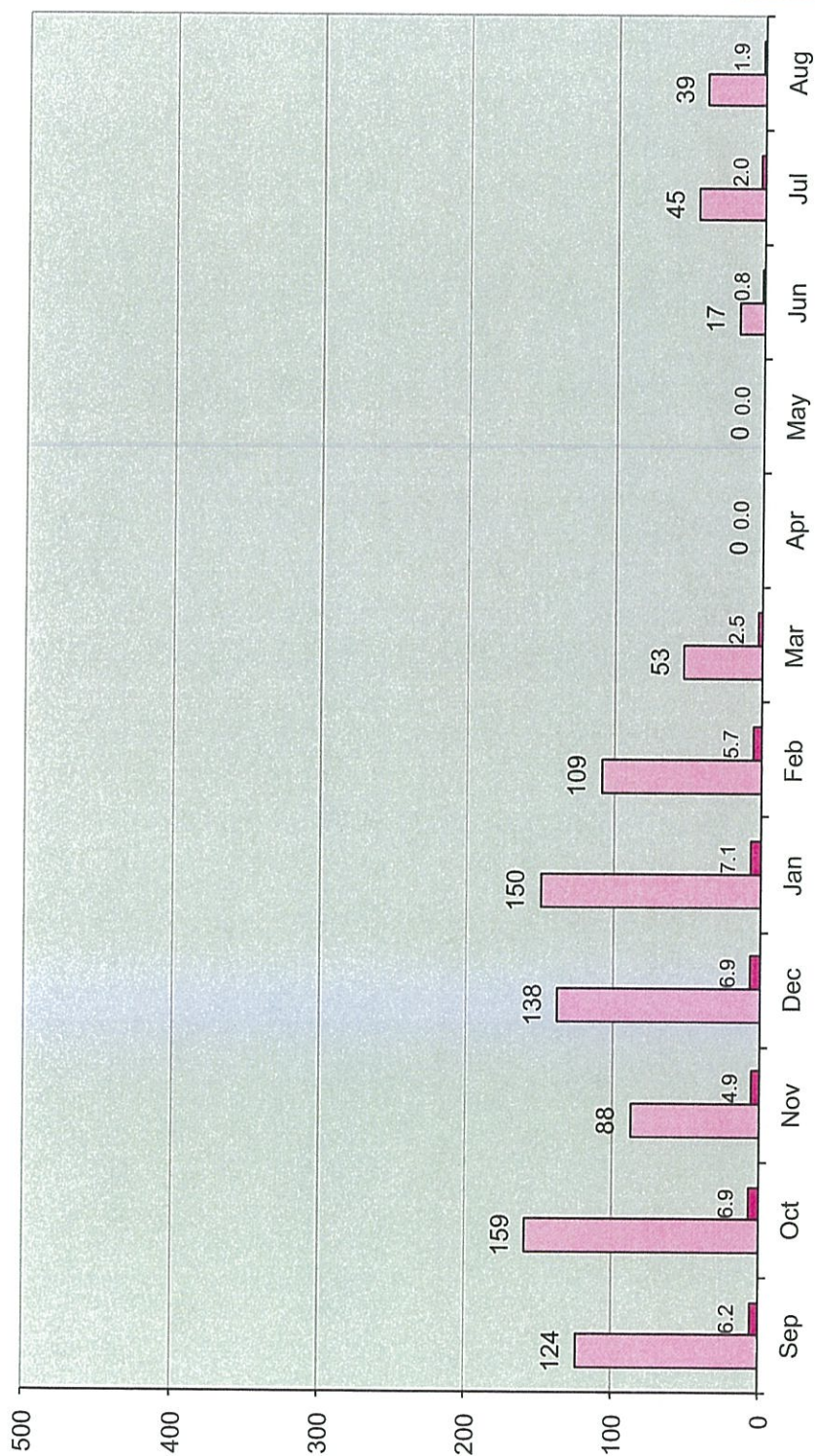
GWYD D3F

Muskogee to Tahlequah Monthly Ridership - 2019/2020

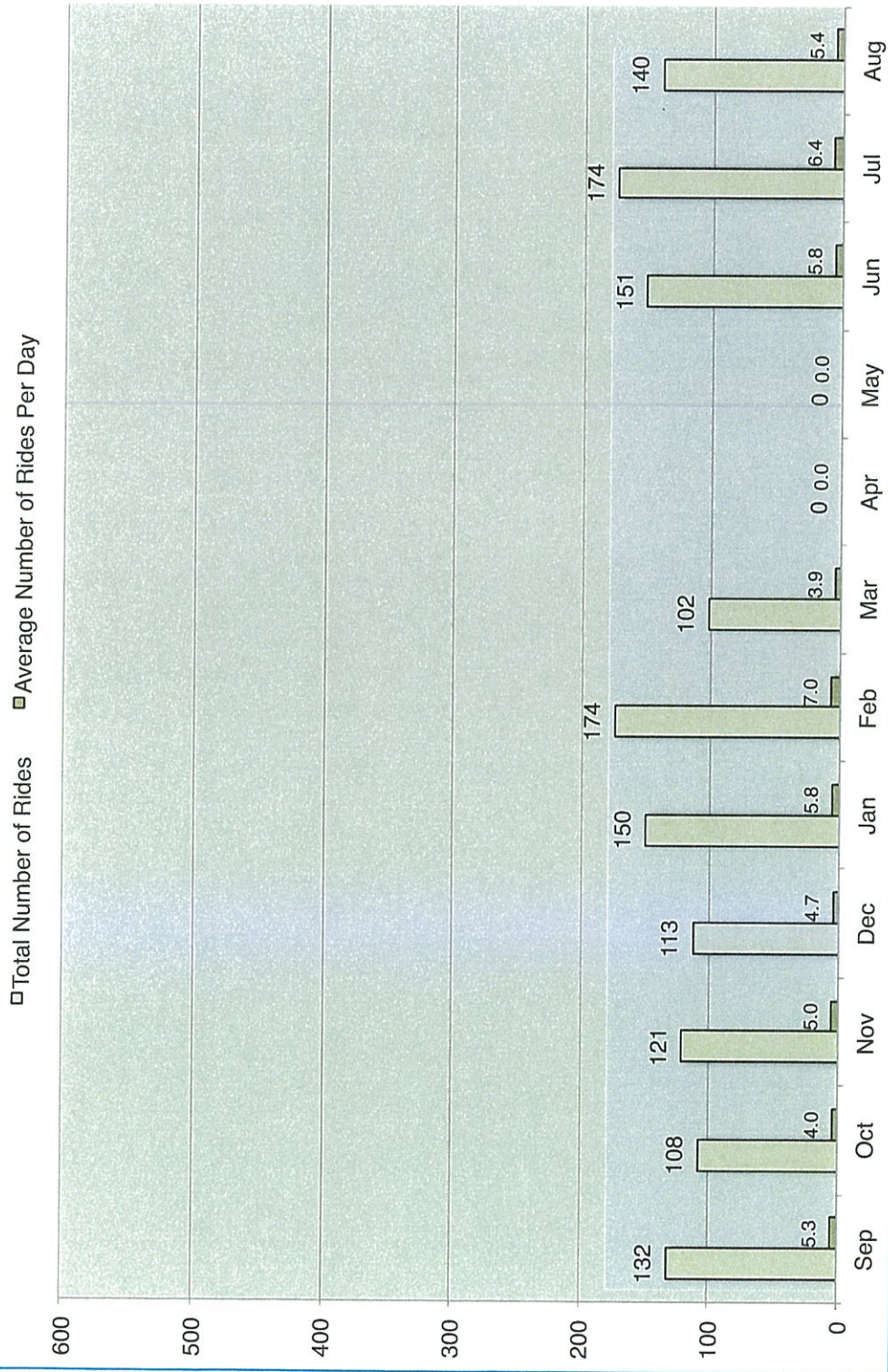


Tahlequah to Pryor/Claremore Monthly Ridership - 2019/2020

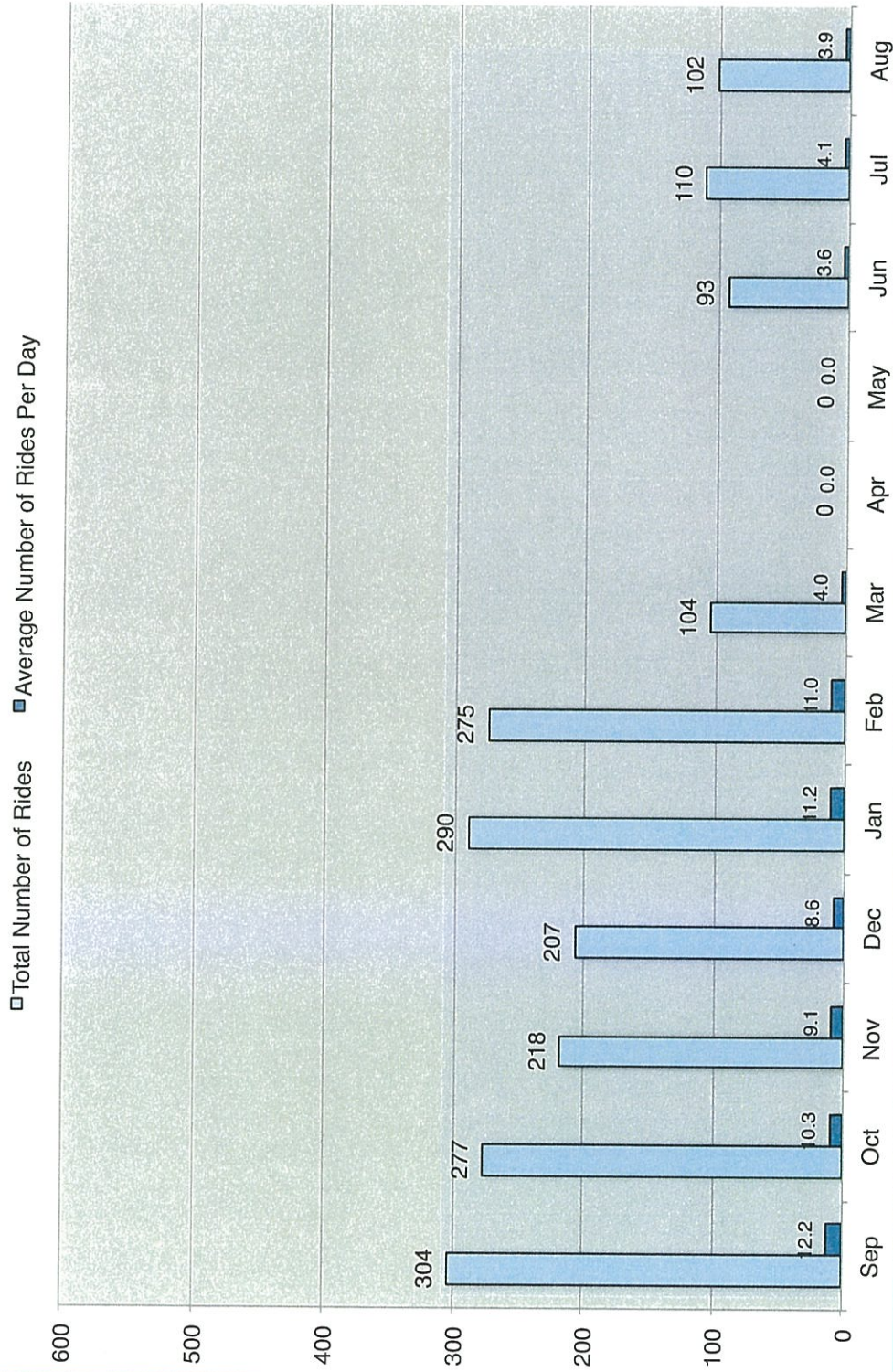
■ Total Number of Rides
 ■ Average Number of Rides Per Day



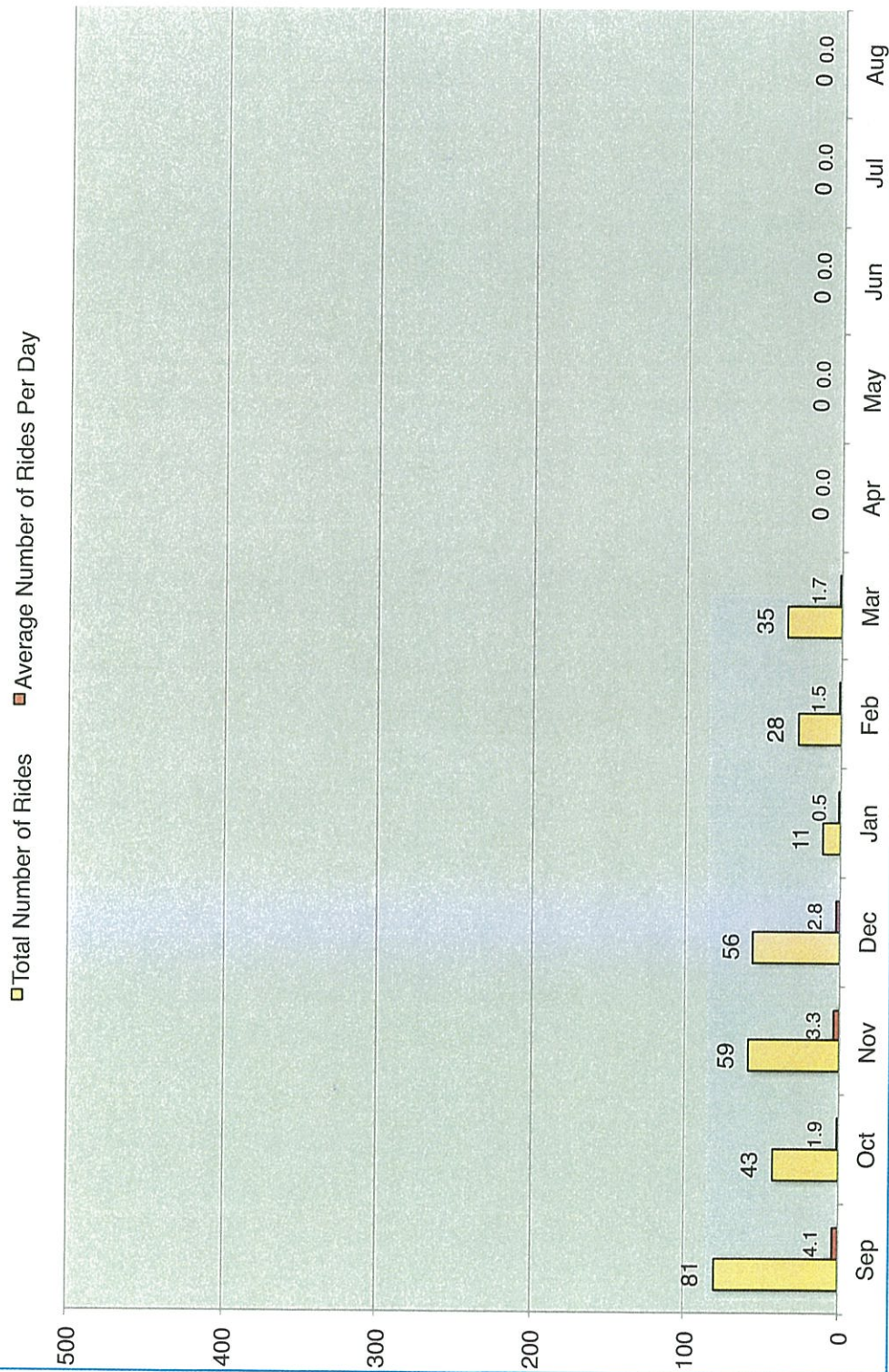
Tahlequah to Chouteau/Catoosa Monthly Ridership - 2019/2020



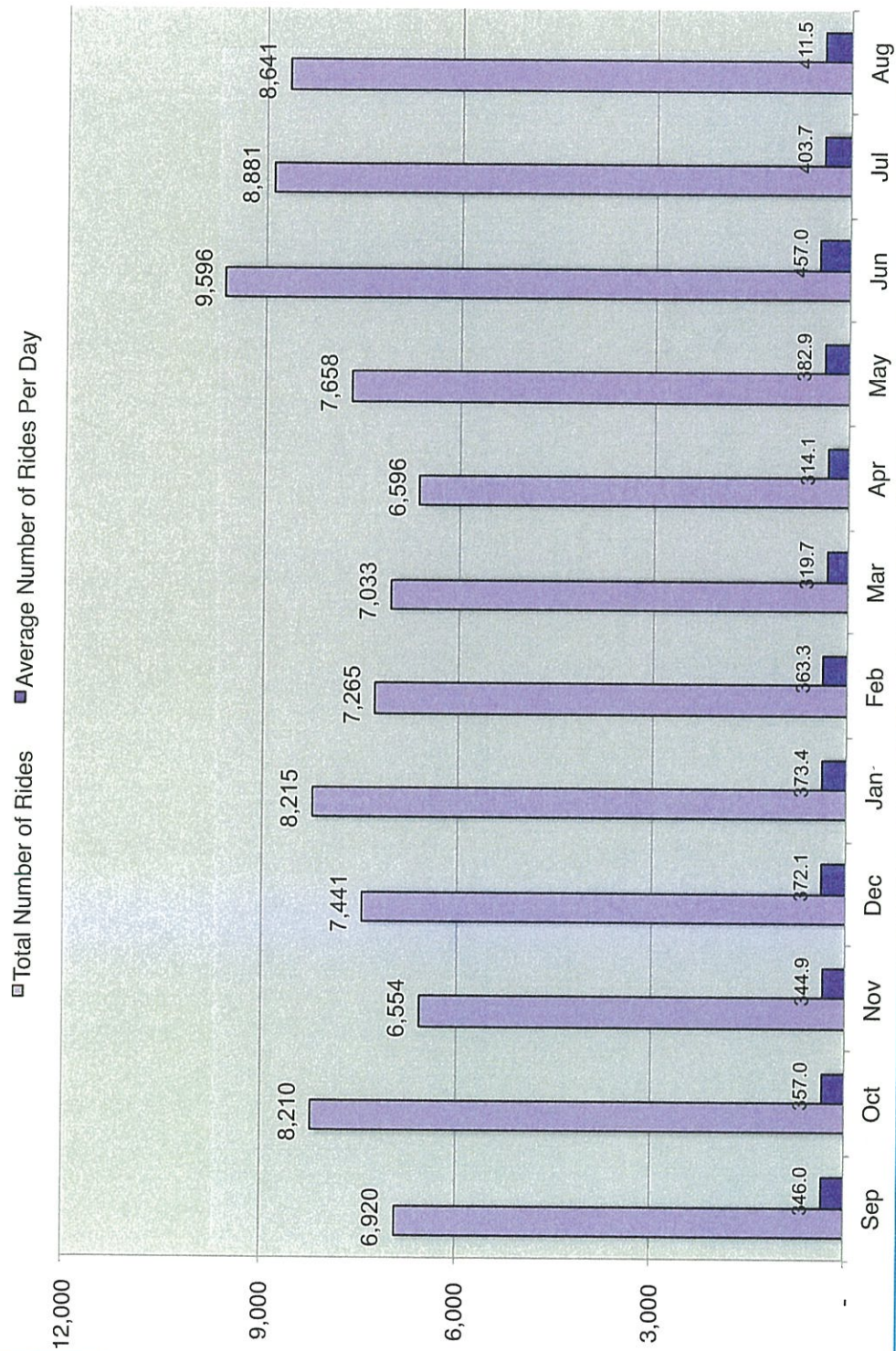
Stilwell to West Siloam Springs Monthly Ridership - 2019/2020



Tahlequah to Muskogee Monthly Ridership - 2019/2020



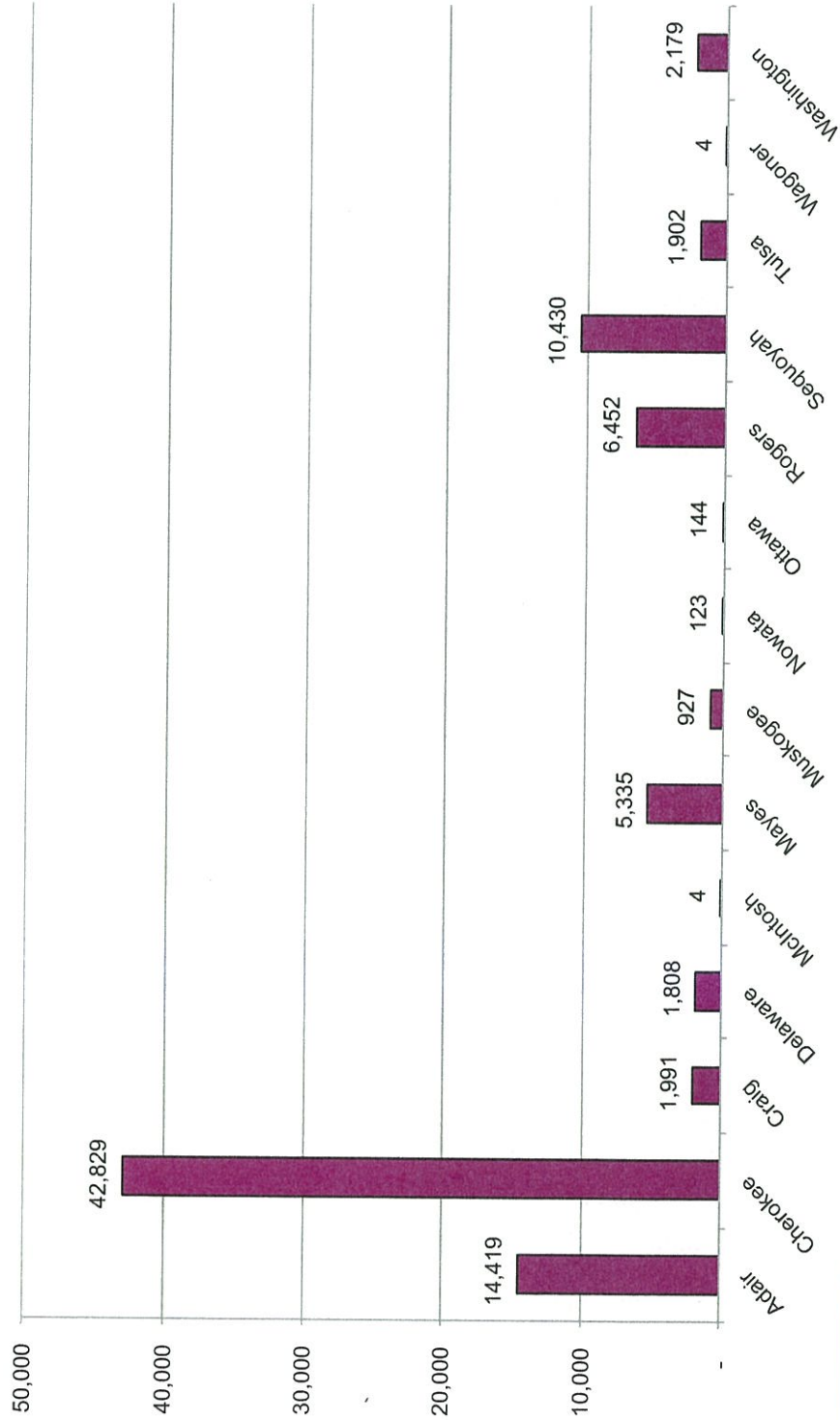
Individual Demand Response Monthly Ridership - 2019/2020



Rides by County - Fiscal Year 2020 to Date


10-1-19 through 7-31-20

■ Total Rides - 88,547



GWX3 D3P
CHEROKEE NATION®

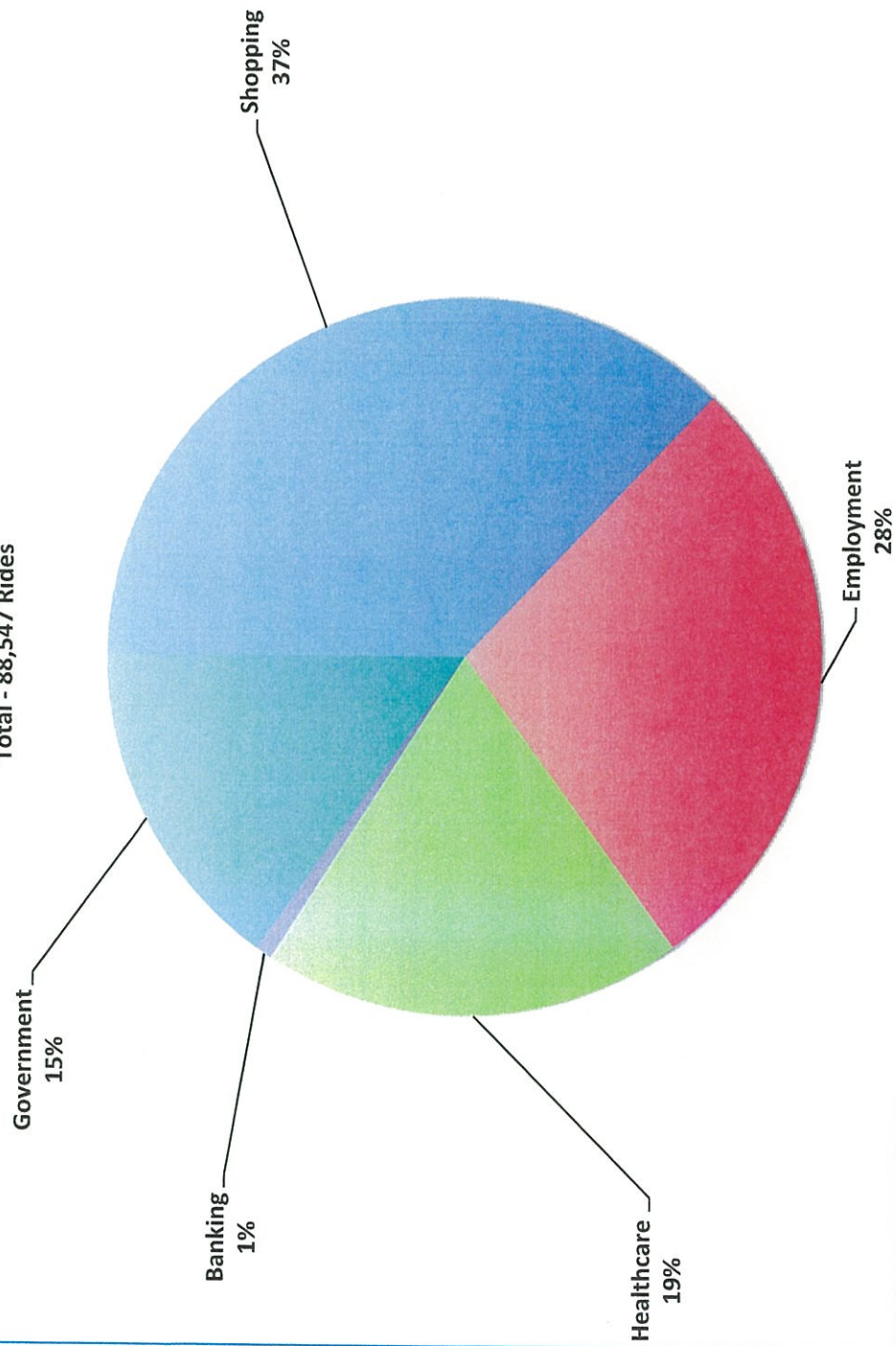
Rides by Agency - Fiscal Year 2020 to Date 10-1-19 through 7-31-20 Total - 88,547 Rides



Rides by Trip Purpose - Fiscal Year 2020 to Date

10-1-19 through 7-31-20

Total - 88,547 Rides



Department of Transportation

Project Spotlight

DURING CONSTRUCTION



BELL SCHOOL SOUTH BRIDGE

A large amount of progress has taken place on this project since beginning January 6, 2020.

Bridge NBI #13779 was rated by the Oklahoma Department of Transportation to be structurally deficient in August 2011. The bridge was replaced with 3 boxes, each measuring 20'x10'x48'. The wing walls have been poured in place and asphalt is under way. Due to inclement weather and COVID-19, the project is taking longer than originally anticipated.

Adair County

CHEROKEE NATION

This project is Tribal Transportation Program (TTP) funded in the amount of \$1,210,111.89.



BEFORE CONSTRUCTION



CHEROKEE NATION TRIBAL COUNCIL
COMMUNITY SERVICES COMMITTEE REPORT

Group:	<u>Housing Authority</u>	Month/Year of Report:	<u>October, 2020</u>
Executive Director:	Gary J. Cooper	Phone:	<u>918-456-5482</u>
Deputy Director:	<u>Erna Reeves</u>		

Public Disclosures:

As required by 24 CFR Part 1000.30, services provided to Housing Authority of the Cherokee Nation / Cherokee Nation Employees and Employee relatives from funds received pursuant to the Native American Housing Assistance and Self-Determination Act of 1996 (NAHASDA), shall be publicly disclosed.

The following applicants have been determined eligible for participation.

LOW RENT APARTMENT:

The following employee and/or relatives were approved to receive services for Low Rent Apartment pursuant to guidelines set forth in the Housing Policy as approved by the Principal Chief of the Cherokee Nation and HACN Policy as approved by the Board of Commissioners.

None to report

HOMEOWNERSHIP:

The following employee and/or relatives were approved to receive services for Homeownership program pursuant to guidelines set forth in the Housing Policy as approved by the Principal Chief of the Cherokee Nation and HACN Policy as approved by the Board of Commissioners.

None to report

RENTAL ASSISTANCE/TEMPORARY RENTAL ASSISTANCE/COLLEGE HOUSING:

The following employee and/or relatives were approved to receive services for Rental Assistance program pursuant to guidelines set forth in the Housing Policy as approved by the Principal Chief of the Cherokee Nation and HACN Policy as approved by the Board of Commissioners.

None to report

NEW CONSTRUCTION HOMEOWNERSHIP PROGRAM: *(Non-NAHASDA Program)*

The following employee and/or relatives were approved to receive services for the New Construction Homeownership program pursuant to guidelines set forth in the HACN Policy as approved by the Board of Commissioners.

None to report

HOUSING REHABILITATION PROGRAM

The following employee and/or relatives were approved to receive services from the Housing Rehabilitation program pursuant to guidelines set forth in the HACN Policy as approved by the Board of Commissioners.

None to report



Keys to a brighter future

Announcements

Board of Commissioners Meeting:

Oct 20 October Regular BOC Meeting at 5:30 p.m.

Office Closures:

Oct 12 Indigenous Peoples' Day

Other Info:

In response to the Coronavirus Pandemic, HACN continues to operate and perform essential emergency services. Services continue to be offered. Entry into any occupied residential unit will be for essential emergency repairs only. All housing assistance programs continue to operate and we encourage citizens to call us with question as entry to our offices is limited.

All offices and staff of the HACN may be reached through the main office number, regardless of their office location. The local and toll free numbers are:

918-456-5482

800-837-2869

Employee Email is:

firstname.lastname@hacn.org

www.hacn.org

Housing Authority of the Cherokee Nation
Month Ending: August, 2020

Current Program Participants:

County	Rental Assistance				Homeownership		Loans		Totals	
	Community Shield Insurance	Low Rent Apartments	Rental Assistance (RAP)	Temporary Assistance (TAP)	College Housing Programs	Home-ownership Programs Under Mgmt	New Construction Homes Under Mgmt	Title VI / Other Mortgage Programs	Total Housing Participants	% of Participants
Adair	302	147	102	0	7	99	75	17	749	14%
Cherokee	278	183	362	6	23	204	183	56	1,295	25%
Craig	24	51	25	0	1	8	29	2	140	3%
Delaware	195	111	69	0	0	63	111	24	573	11%
McIntosh	13	N/A	1	0	0	3	3	0	20	0%
Mayes	142	111	46	0	0	59	58	13	429	8%
Muskogee	76	44	34	0	3	44	56	14	271	5%
Nowata	21	43	14	0	0	11	26	0	115	2%
Ottawa	11	N/A	2	0	0	6	7	4	30	1%
Rogers	74	64	163	3	1	65	41	41	452	9%
Sequoyah	316	N/A	156	0	8	133	140	54	807	15%
Tulsa	30	N/A	100	0	0	25	9	3	167	3%
Wagoner	5	N/A	1	0	0	49	4	2	61	1%
Washington	19	43	29	0	0	27	11	3	132	3%
Total:	1,506	797	1,104	9	43	796	753	233	5,241	100%
							1,549	233		

Current Applications:

County	Rehab Programs	Rehab Replacement Homes	Rehab Replacement Mobile	NAHASDA Home-ownership	Community Shield Insurance	Rental Properties / Apartments	Rental Assistance	New Home Construction	% NHCP	Total Apps	% of Total
Adair	290	0	0	12	14	115	87	167	10%	685	13%
Cherokee	213	0	0	8	9	182	399	417	24%	1,228	24%
Craig	50	0	0	1	0	16	18	51	3%	136	3%
Delaware	157	0	0	6	8	57	88	206	12%	522	10%
McIntosh	5	0	0	0	0	N/A	0	11	1%	16	0%
Mayes	91	0	0	3	8	40	88	132	8%	362	7%
Muskogee	79	0	0	2	1	72	122	111	6%	387	7%
Nowata	35	0	0	10	1	21	3	43	2%	113	2%
Ottawa	15	0	0	0	0	N/A	11	23	1%	49	1%
Rogers	72	0	0	28	5	1	90	159	9%	355	7%
Sequoyah	238	0	0	19	12	N/A	334	208	12%	811	16%
Tulsa	74	0	0	22	4	N/A	86	154	9%	340	7%
Wagoner	11	0	0	3	1	N/A	12	33	2%	60	1%
Washington	24	0	0	10	1	47	22	39	2%	143	3%
Total:	1,354	0	0	124	64	551	1,360	1,754	100%	5,207	100%



Tribal HUD - VASH

VA Supportive Housing Program

County	Applications			Assistance	Totals	
	Referrals Received / Applications Processing	Vouchers Issued	Waiting List		Total	% of Participants
Adair	0	0	0	0	0	0%
Cherokee	0	0	0	6	6	38%
Craig	0	0	0	0	0	0%
Delaware	0	0	0	1	1	6%
McIntosh	0	0	0	0	0	0%
Mayes	0	0	0	0	0	0%
Muskogee	0	0	0	1	1	6%
Nowata	0	0	0	0	0	0%
Ottawa	0	0	0	0	0	0%
Rogers	0	0	0	2	2	13%
Sequoyah	0	0	0	0	0	0%
Tulsa	2	0	0	3	5	31%
Wagoner	0	0	0	0	0	0%
Washington	0	0	0	1	1	6%
Total:	2	0	0	14	16	100%



TRIBAL HUD-VASH HOUSING VOUCHER PROGRAM

**THE HOUSING AUTHORITY OF THE CHEROKEE
NATION AND THE OF DEPARTMENT OF VETERAN
AFFAIRS ARE OFFERING A HOUSING VOUCHER
PROGRAM FOR NATIVE AMERICAN VETERANS WHO
ARE HOMELESS OR AT-RISK OF BECOMING
HOMELESS.**

**FOR MORE INFORMATION OR FOR AN
APPOINTMENT TO SEE IF YOU QUALIFY FOR THIS
PROGRAM, PLEASE CONTACT LISA LOOK AT THE
JACK C. MONTGOMERY VAMC.**

DEPARTMENT OF VETERAN AFFAIRS
Lisa Look, MSW, LCSW, LADAC
Tribal HUD/VASH Case Manager for Cherokee Nation
1011 Honor Heights Drive
Muskogee, Oklahoma 74401
Phone: (918) 616-8794 | Fax: (918) 577-3329
Lisa.Look@va.gov

**New Construction Homeownership Program
Development Files Processing**

Month of:
August, 2020

County	Applications		Processing						Construction		Land Development	Under Construction	Construction Complete
	Waiting List	App Problem	App Processing	Stg I	Stg II		Stg III		Stg IV	Under / Ready Const			
				Prelim Review	Site Inspect	Problem Files	Survey Pending	Land Dev	Process Closing				
Adair	143	0	2	0	0	0	0	0	12	10	76	2	76
Cherokee	390	0	3	0	0	0	0	0	2	22	184	3	184
Craig	49	0	0	0	0	0	0	0	0	2	29	0	29
Delaware	186	0	0	0	0	0	0	0	1	19	114	0	114
McIntosh	10	0	0	0	0	0	0	0	0	1	3	0	3
Mayes	119	0	0	0	0	0	0	0	2	11	57	0	57
Muskogee	10	0	0	0	0	0	0	0	0	5	57	0	57
Nowata	106	0	0	0	0	0	0	1	0	0	27	0	27
Ottawa	42	0	0	0	0	0	0	0	0	0	7	0	7
Rogers	23	0	1	0	0	0	0	1	0	2	37	1	37
Sequoyah	155	0	9	0	0	0	0	0	3	11	140	9	140
Tulsa	184	0	0	0	0	0	0	0	0	0	9	0	9
Wagoner	154	0	0	0	0	0	0	0	1	0	4	0	4
Washington	28	0	0	1	0	0	0	0	0	3	12	0	12
Total:	39	0	15	1	0	0	0	2	21	86	756	15	756
			15				24				842		

STAGE I:
Copies of Deed(s), etc.
Check Floodmaps/Floodplain
Identify Utility Companies
Contact for Site Inspection

STAGE II:
Visit Site
Identify/Propose Site Plan
Identify/Propose Utilities
Identify/Propose Lateral Field
Identify/Propose Easement(s)
Deliver Utility Assurance Letters
Request Abstract from participant

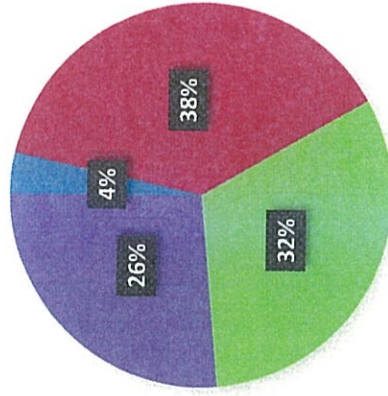
STAGE III:
Order/Receive Survey
Order/Receive Perc Test
Receive Utility Assurance
Receive Abstract from participant

STAGE IV:
Survey Review / Identify Barriers / Process for Closing

Housing Rehabilitation Programs - Job Statistics

Month Ending:
August, 2020

Replacement Homes	12
Out for Bid/Pending	133
Contracts Awarded	111
Contracts Completed	92



Replacement Homes
Out for Bid/Pending
Contracts Awarded
Contracts Completed

Rehab



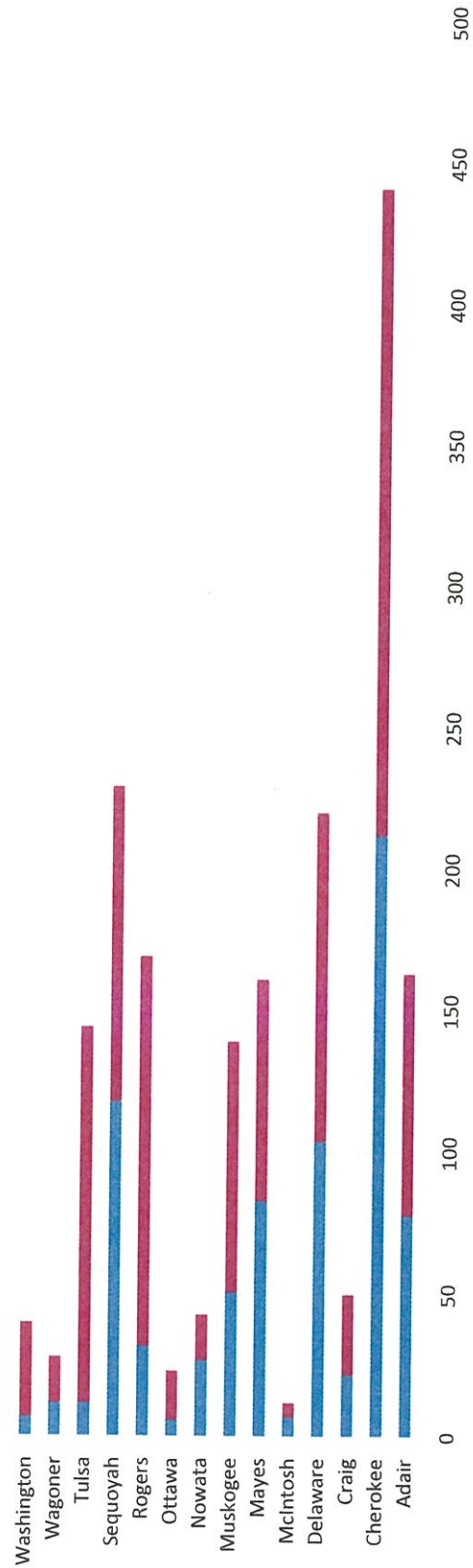
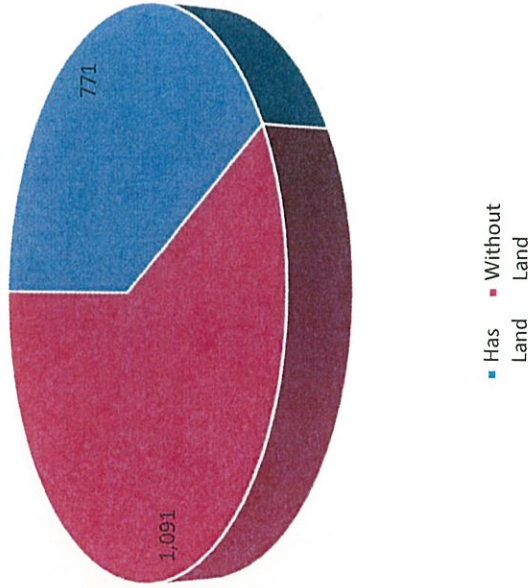
Emergency
Rehab
Replacement
Storm Shelters
HJSCA Tribal Rehab
BIA - HIP Program
Lead Based Paint

Classification	Monthly Activity	Year to Date
Emergency	4	280
Rehab	0	9
Replacement	0	6
Storm Shelters	0	1
HJSCA Tribal Rehab	0	5
BIA - HIP Program	0	1
Lead Based Paint	2	9
All Rehab jobs	6	311

New Construction Homeownership Program Application Data

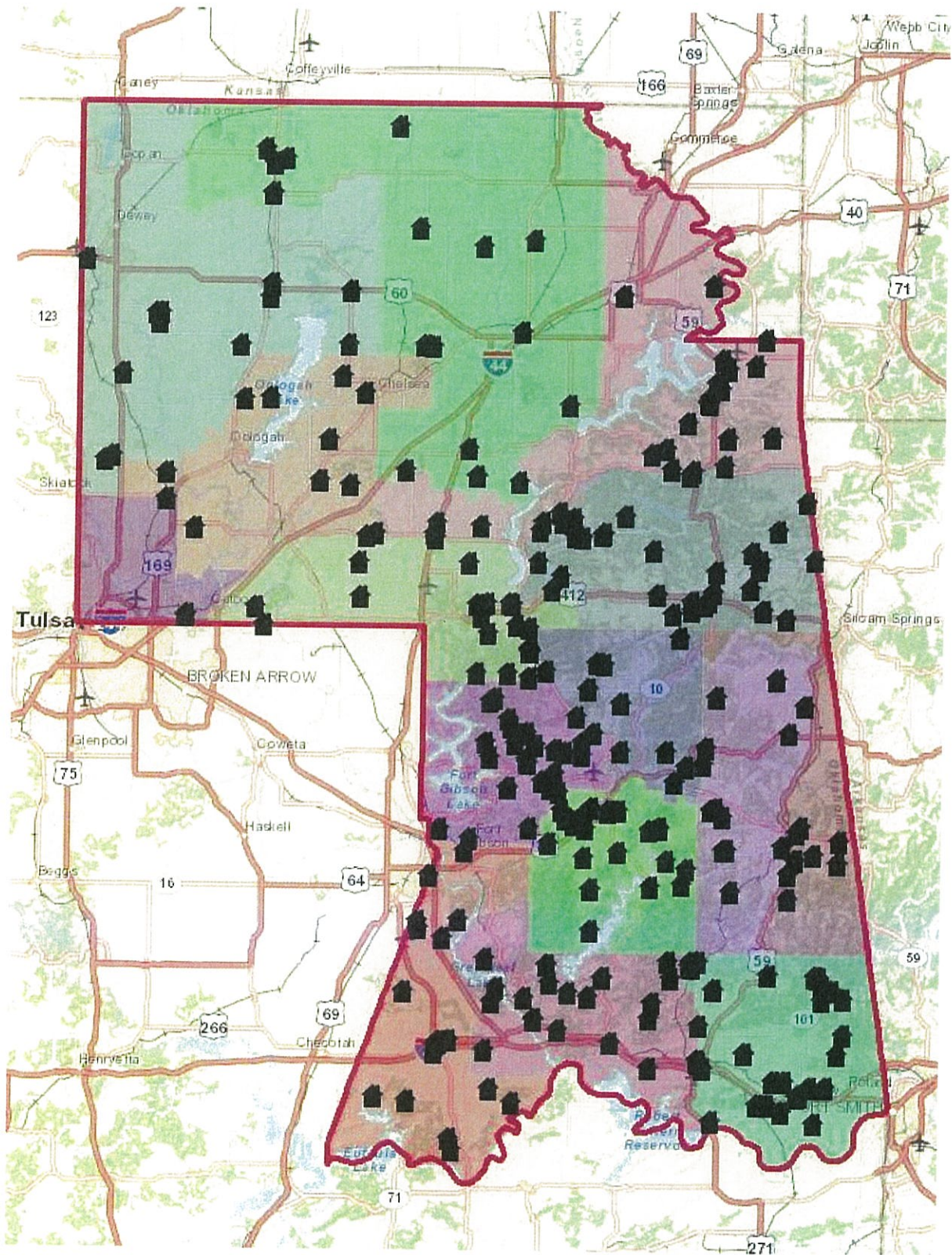
By Has Land/Does not have land:

County	Has Land	Without Land	% With Land	% W/O Land	Total Apps
Adair	78	85	48%	52%	163
Cherokee	212	229	48%	52%	441
Craig	22	28	44%	56%	50
Delaware	104	116	47%	53%	220
McIntosh	7	5	58%	42%	12
Mayes	83	78	52%	48%	161
Muskogee	51	88	37%	63%	139
Nowata	27	16	63%	37%	43
Ottawa	6	17	26%	74%	23
Rogers	32	137	19%	81%	169
Sequoyah	118	111	52%	48%	229
Tulsa	12	132	8%	92%	144
Wagoner	12	16	43%	57%	28
Washington	7	33	18%	83%	40
Total:	771	1,091	41%	59%	1,862



Statistics as of: May 30, 2017

HACN New Construction Program



The above map is a representation of locations that the HACN has inspected sites for and/or built new homes on the New Home Construction Program.

Commerce Services

Securing and enhancing the financial well-being of the Cherokee people, businesses and communities

Anna Knight, Executive Director
918-453-5532
anna-knight@cherokee.org

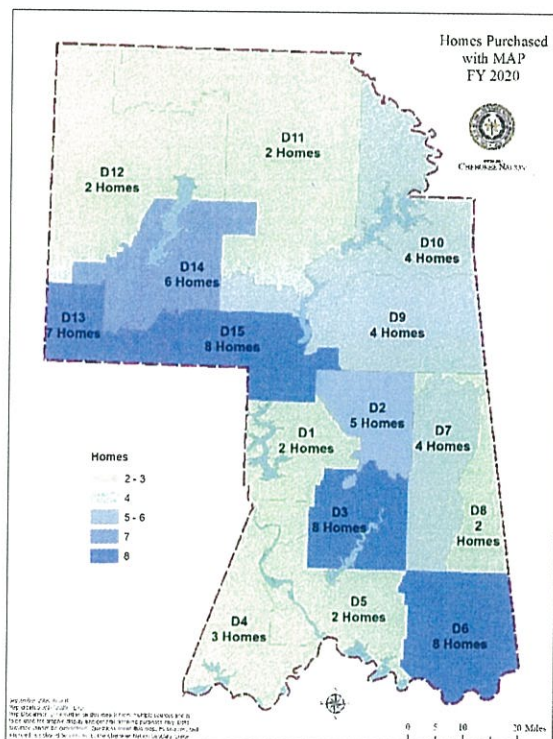
Service Additions and Modifications

As a result of COVID-19, the Commerce Services Self Sufficiency Program has modified and/or added these services

- Virtual tax preparation and filing
- Online homebuyers education
- Economic Stimulus Payment assistance
- Unemployment benefits assistance

For information about any of these services, please contact the Small Business Assistance Center at 918-453-5536.

Asset Building



Mortgage Assistance Program

67 Families became homeowners through financial counseling and down payment assistance.

13 families used the HUD 184 Loan Program.

Since FY2009, **1,864 households** have used the Mortgage Assistance Program to invest in their family's future and purchase a home.

MAP Household Averages

Household Income	\$38,919.73
Home Price	\$109,039.16
Equity Created	19.85%

iSave

iSave is a *matched savings program* wherein income eligible families save money over a period of time and the iSave program matches the families' savings to build financial assets. **76 families are actively saving in iSave** for home rehabilitation. **70 families have received matching funds** to make home repairs or improvements.

Matching funds can be used for anything that increases the value of the primary residence, for example, a storm shelter, flooring, fencing, sidewalks, major appliance replacement, roofing, plumbing, etc.

Financial Empowerment Program

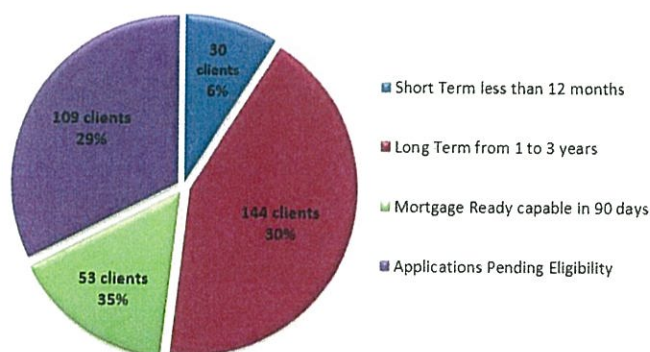
The Financial Empowerment Program will be hosting **an event in December in Tahlequah, Jay, Claremore and Sallisaw to help people access their free credit report from www.annualcreditreport.com**. Staff will be on hand to provide assistance with accessing the credit report and explaining the information it contains. More information will be coming soon.

In the meantime, staff are ready to serve HACN residents! **Residents who need help completing applications for assistance from the Cherokee Nation or state/federal agencies, access to the internet, obtaining needed documents such as social security cards or birth certificates, or access to a laptop to create or modify a resume should contact us.**

Reach out to Susan Sharp at 918-453-5536 or susan-sharp@cherokee.org for more information.

Financial Counseling

MAP Applications and Financial Counseling



336 families are in the home buyers' pipeline, either having completed or active in financial counseling.

Since FY07, **978 families unable to obtain a non-predatory mortgage on their own** have completed self-sufficiency counseling and obtained a non-predatory mortgage.

37 families this year have finished counseling to obtain a non-predatory mortgage.

790 families have participated in financial and credit coaching this year; 279 of them are still actively pursuing their goals.

Financial Counseling Impact

Debt to Income with Mortgage	30.80%
Debt to Income Reduction after Counseling	4.13%
Increase in Net Worth	\$22,397.57

1,532 consumer loans totaling \$1,771,758.79 have been made through the Small Business Assistance Center as of September 15th. Self Sufficiency staff members have helped **5 families facing foreclosure**.

Families using MAP to purchase a home must attend an intensive **homeownership training** class. Year to date **129 families have attended these classes**, which are held throughout the Cherokee Nation.

Financial education classes are offered at no cost. Employees and the public have the opportunity to attend financial education classes on topics ranging from creating spending plans to balancing checkbooks. Year to date, **511 people have attended community and work based financial education classes**.

Volunteer Income Tax Assistance (VITA)

The Volunteer Income Tax Assistance Program provides free tax preparation and filing services for families in Cherokee Nation. Even though the filing deadline has passed, taxes can, and should, still be filed. Contact the Small Business Assistance Center at 918-453-5536 for more information.

Year	Number of Returns Prepared/Filed	\$ Amount of Tax Refunds Received
2020	1,962	\$2.7 M
2019	1,966	\$2.5 M
2018	1,589	\$2.3 M
2017	1,609	\$2.4 M
2016	1,799	\$2.2 M
2015	1,652	\$1.9 M
2014	1,270	\$2.1 M
2013	1,577	\$2.0 M
2012	1,553	\$2.2 M
2011	2,681	\$3.6 M
2010	2,118	\$2.7 M

Training Schedule

In-person classes have been temporarily suspended however we are now offering **online Homebuyers Education** through Cisco Webex.

Interested in participating in the class? Contact Susan Sharp at 918-453-5536 or susan-sharp@cherokee.org.

Workshops and Classes			
October 5-8	Online	6:00 pm – 7:15 pm	Homebuyers Training
October 12-15	Online	11:30 am – 12:45 pm	Homebuyers Training
October 16	Online	11:30 am – 12:30 pm	Financial Empowerment
November 2-5	Online	6:00 pm – 7:15 pm	Homebuyers Training
November 16-19	Online	11:30 am – 12:45 pm	Homebuyers Training
November 20	Online	11:30 am – 12:30 pm	Financial Empowerment
December 7-10	Online	6:00 pm – 7:15 pm	Homebuyers Training
December 14-17	Online	11:30 am – 12:45 pm	Homebuyers Training
December 18	Online	11:30 am – 12:30 pm	Financial Empowerment

The more you know:

The CDC has issued a **federal eviction moratorium that took effect September 4, 2020 and lasts through December 31, 2020**. While this moratorium will provide much needed relief to families struggling to pay their rent, it's important to know that at this point, this moratorium only postpones evictions, there is no rent forgiveness involved. **When the moratorium expires December 31, 2020 all back rent will be due**. Additionally, the moratorium only applies to evictions related to non-payment; renters may still be evicted for breaking other terms of their lease agreement.

Renters facing eviction for non-payment should immediately provide a signed declaration to their landlord. A list of frequently asked questions and an example of the declaration can be found at [https://nlihc.org/sites/default/files/National-Eviction-Moratorium_FAQ-for-Renters.pdf?utm_source=NLIHC+All+Subscribers&utm_campaign=01127abfb9-cta_090420&utm_medium=email&utm_term=0_e090383b5e-01127abfb9-291858941&ct=t\(cta_090420\)](https://nlihc.org/sites/default/files/National-Eviction-Moratorium_FAQ-for-Renters.pdf?utm_source=NLIHC+All+Subscribers&utm_campaign=01127abfb9-cta_090420&utm_medium=email&utm_term=0_e090383b5e-01127abfb9-291858941&ct=t(cta_090420)). **The CDC's order does not require the renter's financial hardship be related to the COVID-19 pandemic.**