



Cherokee Nation Tribal Council Health Committee Report

Claremore Indian Hospital

Month/Year of the report: December 2020

George L Valliere 918-342-6434

Email: george.valliere@ihs.gov

Accomplishments:

- **Staffing:** Recruiting for Hospitalist, OB/GYN and Midwife
- **Visits:** Outpatient visits for December up 18.4% over the same period the previous year.
- **Revenues:** Revenues for FY2021 decreased 26.1% over the same period the previous year.

Future Plans / New Initiatives:

- **New Services:**
 - Drive thru COVID testing available M-F 0800-1200 and 1300-1600 weekdays
 - CIH is following the CDC Guidelines for COVID-19 and vaccinations. Frontline workers have begun being vaccinated. Added patients 55 and over.

Workload:

	<u>Actual numbers/month</u>		<u>CN</u>
Outpatient visits up	18.4%	27,300	10,728/(5,764 patients)
Dental visits down	65.4%	176	100
Admissions up	11.4%	78	57
Newborns down	26.7%	22	19
New charts		390	
Reactivated Charts		60	

These statistics are compared to FY2020 statistics for the same time period. (December)
Occupancy rate for December 2020: 30.0%

Third Party Collections:

December collections

Medicare:	\$ 538,270.37
Medicaid:	759,019.39
Private Insurance:	803,068.39
V.A.	<u>14,262.49</u>

\$ 2,114,620.64

Year-to-date collections for FY 2021: \$ 6,976,086.64

Amount billed for December 2020: \$ 3.8 million

Collections are down compared to FY2020 collections for same time period. \$ 1,820,087.47

Percentage of account receivables pending for claims > 120+ days: 13%

PRC Activities:

December cases

		<u>CN Patients</u>
Funded:	445 cases: \$ 1,009,957.00	86
Denials:	314 cases: \$ 380,672.00	9
Deferred:	93 cases: \$ 173,414.00	38
CIH clinics:	9	
Ortho	20	

Files to Committee 881



Health Committee Report

Feburary 2021



Highlights


The week of December 15, 2020 W.W. Hastings employees were able to receive the COVID-19 vaccine per Phase I distribution guidelines. The vaccine will help the body respond and build an immunity to the virus which can help to decrease transmission.

Please tell your lab and ultrasound departments I had a very pleasant experience while I was there. Checking in was smooth, everything was clean. Nice job!

-Patient compliment

Health Committee Report

December 2020



299 surgical procedures performed during December



41,463 total COVID-19 tests that have been administered during Drive Thru testing



4,406 patients were seen at the ED/Urgent Care



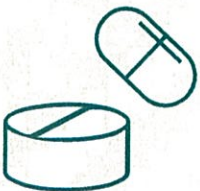
1,964 patients were served by CN Dental Services



68 babies were delivered at Hastings Hospital



499 clients were served by Emergency Medical Services



137,547 RX's were filled in December



11,221 total Flu Shots given to date by Drive Thru and Community Drives

Health Committee Report

Provider Recruitment

CNHS Provider
Vacancy Rate



IHS Provider
Vacancy Rate
Benchmark



Contract Health

Projected annual
expense

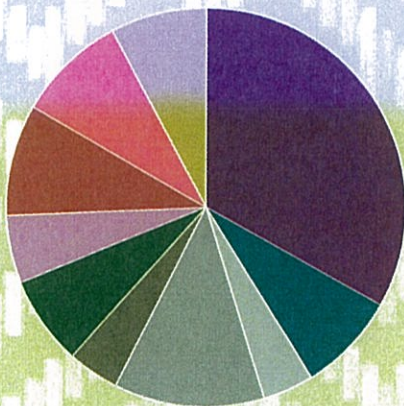


Referral Approval Rate

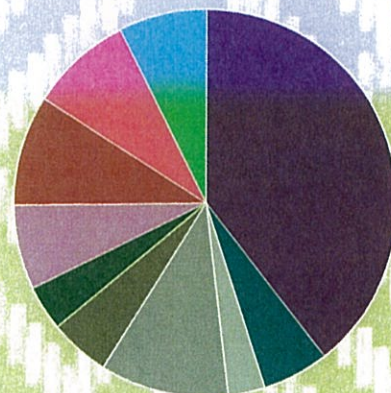
97.1% ▼



Monthly Visits by Location



YTD CHS Spend by Location

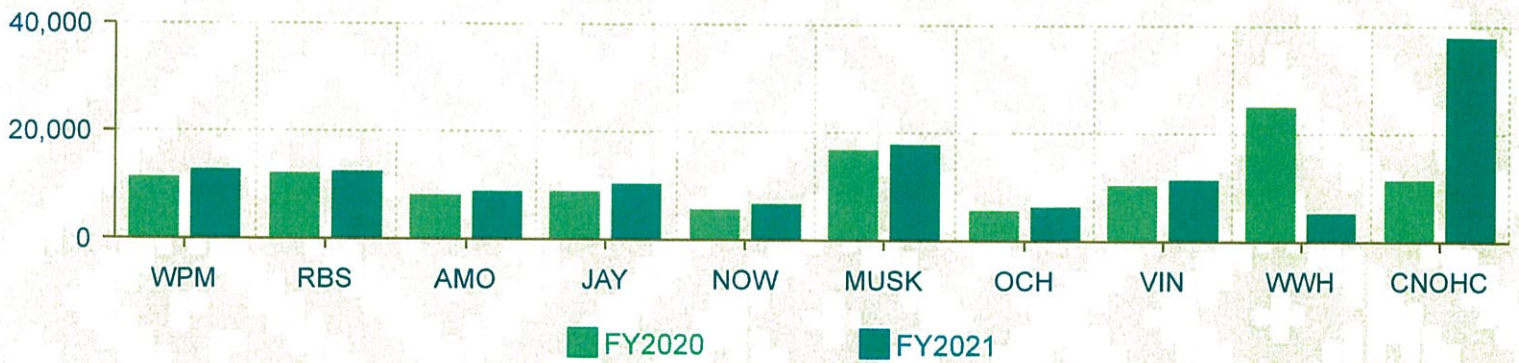


TAH	33.0%	VIN	8.1%
OCH	4.1%	TRHC	12.1%
NOW	4.2%	JAY	7.2%
AMO	5.5%	RBS	9.0%
WPM	8.9%	WWH	7.8%

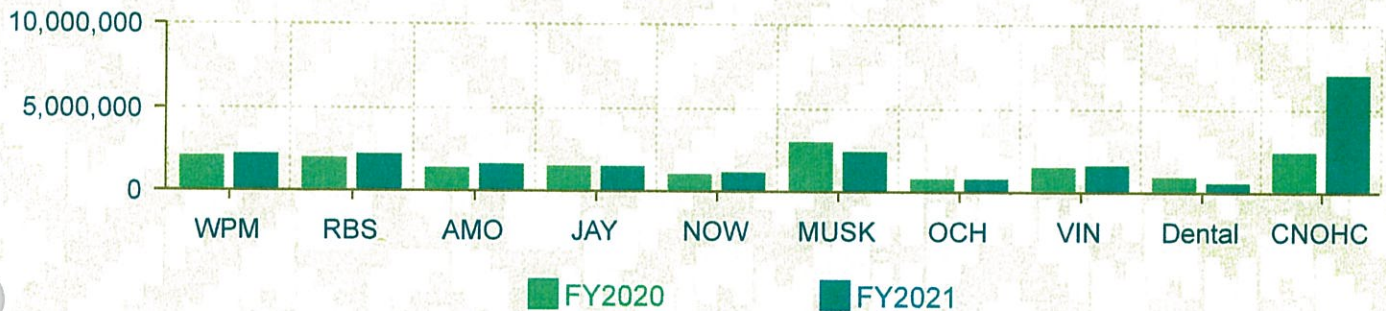
WWH	39.4%	VIN	5.6%
OCH	3.1%	TRHC	10.8%
NOW	5.1%	JAY	3.8%
AMO	7.1%	RBS	9.2%
WPM	8.6%	CIH	7.4%

Patient Visits and Revenue

Ambulatory Care Visits: Monthly



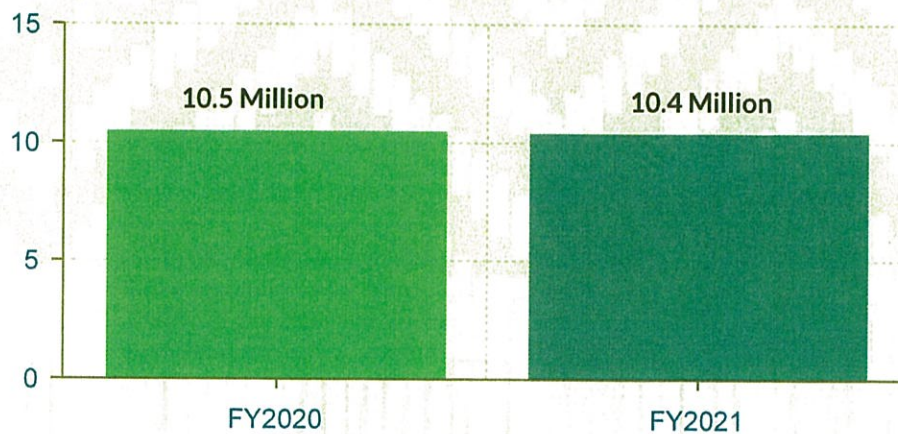
Ambulatory Care 3rd Party Revenue: Year to Date



Third Party Revenues Combined: Year to Date



Third Party Revenue Comparison CN WW Hastings Hospital Year to Date



Service Summary

ED/UC Left Without Being Seen



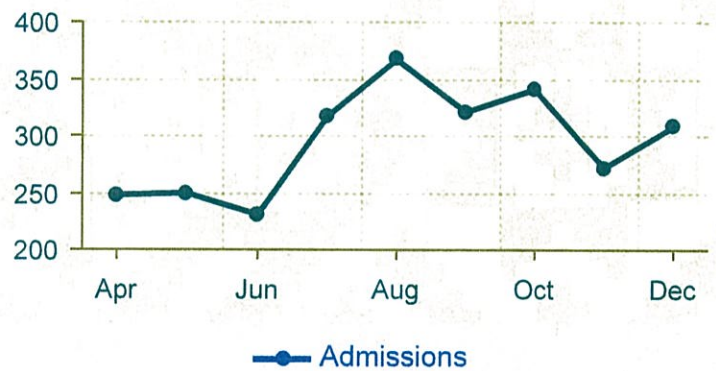
ED/UC Services Delivered



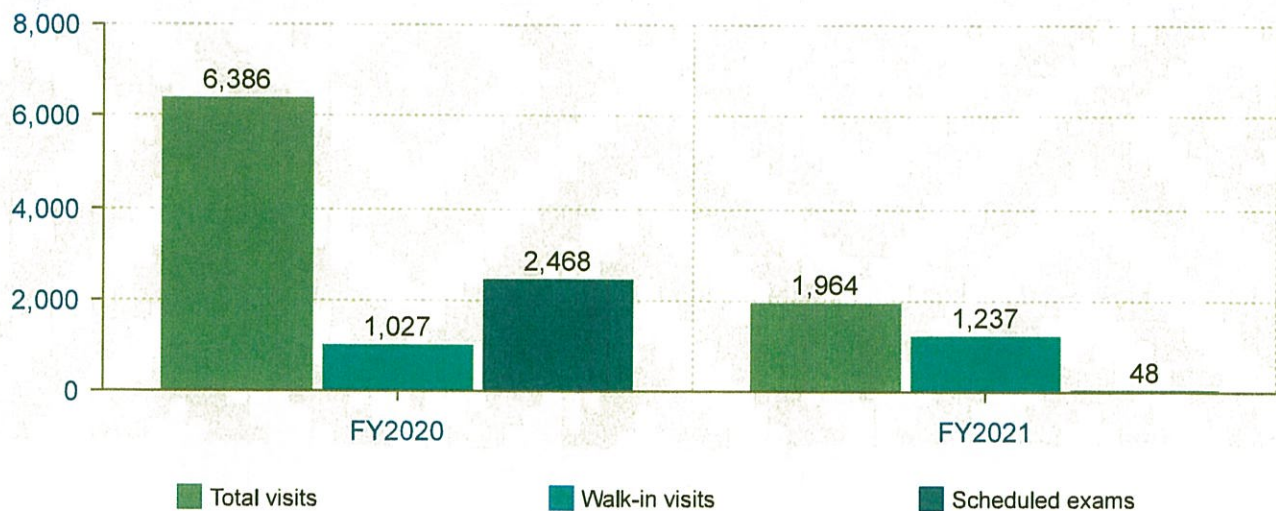
WWH General Surgery



WWH Inpatient Care



Dental Services: Monthly



COVID-19 Summary

December 2020



Epidemiologist Hotline calls:
11,322



Positive Cases Investigated:
5045

